

# 2016 Adopted Budget Tompkins County, New York



Adopted by the Tompkins County Legislature November 17, 2015

# 2016 Tompkins County Adopted Budget Table of Contents

## **Section 1 – Tompkins County**

Tompkins County Overview .....	1-1
Organization Chart.....	1-2
Legislature .....	1-3
Department Contact List .....	1-6
Agency Contact List .....	1-8

## **Section 2 – Fiscal Summary**

2016 Tompkins County Budget Overview.....	2-1
2016 Budget – Local Dollars – Target, Requests, and Recommended .....	2-2
Unallocated Revenues.....	2-3
Tompkins County Full-Time Equivalent.....	2-4
Tompkins County Human Service Mandates .....	2-5
Tompkins County Benefits.....	2-6
Status of General Fund Balance.....	2-7
Statement of Fund Balances .....	2-8
Use of Rollover.....	2-9
Property Tax Cap Summary .....	2-10
Tompkins County Room Tax.....	2-11
Diagram Illustrating Sales Tax Distribution.....	2-12

## **Section 3 – Capital Program**

Capital Program (5 Year Capital and Debt Program).....	3-1
Projected 2015-2024 Debt Service Schedule.....	3-2
Project Approval Request (PAR) Forms - General Fund.....	3-5
Project Approval Request (PAR) Forms - Enterprise Funds.....	3-17

## **Section 4 – Departments and Budgeting Units**

Airport.....	4-1
Assessment Department.....	4-4
Assigned Counsel.....	4-7
Board of Elections.....	4-10
Capital Program.....	4-14

Contingent Fund.....	4-16
County Administration .....	4-18
County Attorney.....	4-25
County Clerk.....	4-28
County Historian.....	4-33
County Office for the Aging .....	4-35
Debt Service Fund .....	4-51
District Attorney.....	4-54
Emergency Response .....	4-57
Facilities Division .....	4-61
Finance Department.....	4-65
Health Department.....	4-71
Highway Division .....	4-84
Information Technology Services.....	4-92
Insurance Reserve.....	4-96
InterFund Distribution.....	4-99
Ithaca-Tompkins County Transportation Council .....	4-102
Legislature .....	4-114
Memorial Celebrations.....	4-118
Mental Health Department .....	4-120
Office of Human Rights.....	4-136
Personnel Department .....	4-139
Planning Department.....	4-142
Probation and Community Justice Department.....	4-147
Sales Tax Distribution.....	4-154
Sheriff's Office.....	4-156
Sheriff's Office - Jail .....	4-160
Social Services Department.....	4-164
Solid Waste Management Division.....	4-173
Tourism Promotion and Community Arts Partnership.....	4-182
Transportation Planning.....	4-184
Unallocated Revenues.....	4-187
Weights and Measures.....	4-189
Workforce Development Board.....	4-192
Tompkins Workforce NY Career Center .....	4-195
Youth Services Department .....	4-198
Youth Services Department - Recreation Partnership .....	4-203

**Section 5 – Sponsored Agency Budgets**

Animal Control - SPCA .....5-1  
Cooperative Extension.....5-3  
History Center in Tompkins County .....5-5  
Human Services Coalition of Tompkins County .....5-7  
Human Services Coalition – Community Agencies .....5-9  
Outside Colleges.....5-11  
Rural Library Services.....5-13  
Soil and Water Conservation District .....5-15  
Tompkins Community Action.....5-17  
Tompkins Consolidated Area Transit .....5-19  
Tompkins Cortland Community College .....5-21  
Tompkins County Area Development .....5-23  
Tompkins County Public Library.....5-25

**Appendices**

Appendix A

Chart of Accounts.....A-1  
Schedule of Fees.....A-7

Appendix B

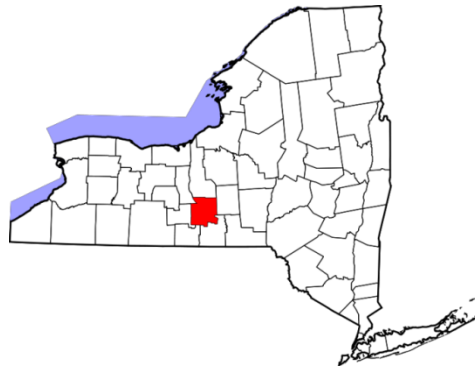
Contract List.....B-1

Appendix C

Membership List.....C-1  
Assessor's Exemption Impact Report.....C-7

This Page Intentionally Left Blank

# Tompkins County Overview



Tompkins County is located in the south central portion of New York State at the south end of Cayuga Lake. Upon its founding in 1817, the county was named after Daniel D. Tompkins, the 4<sup>th</sup> Governor of New York and the 6<sup>th</sup> Vice President of the United States.

As of the 2010 Census, the County has a population of 101,564 and a land mass of 460 square miles; equaling a population density of 221 people per square mile.

Unlike most other counties in New York State, Tompkins County has enjoyed population growth over the last decade. The presence of several large institutions of higher education, including Cornell University, Ithaca College, and Tompkins-Cortland Community College, has provided a degree of population and economic stability that distinguishes the County from many other areas of the State.

The County has an extensive transit network anchored by public bus system, Tompkins County Area Transit (TCAT), and the Ithaca Tompkins Regional Airport. The County is served by several major State highways. The Ithaca Bus Terminal also connects the area to the surrounding regions and has direct service to New York City.

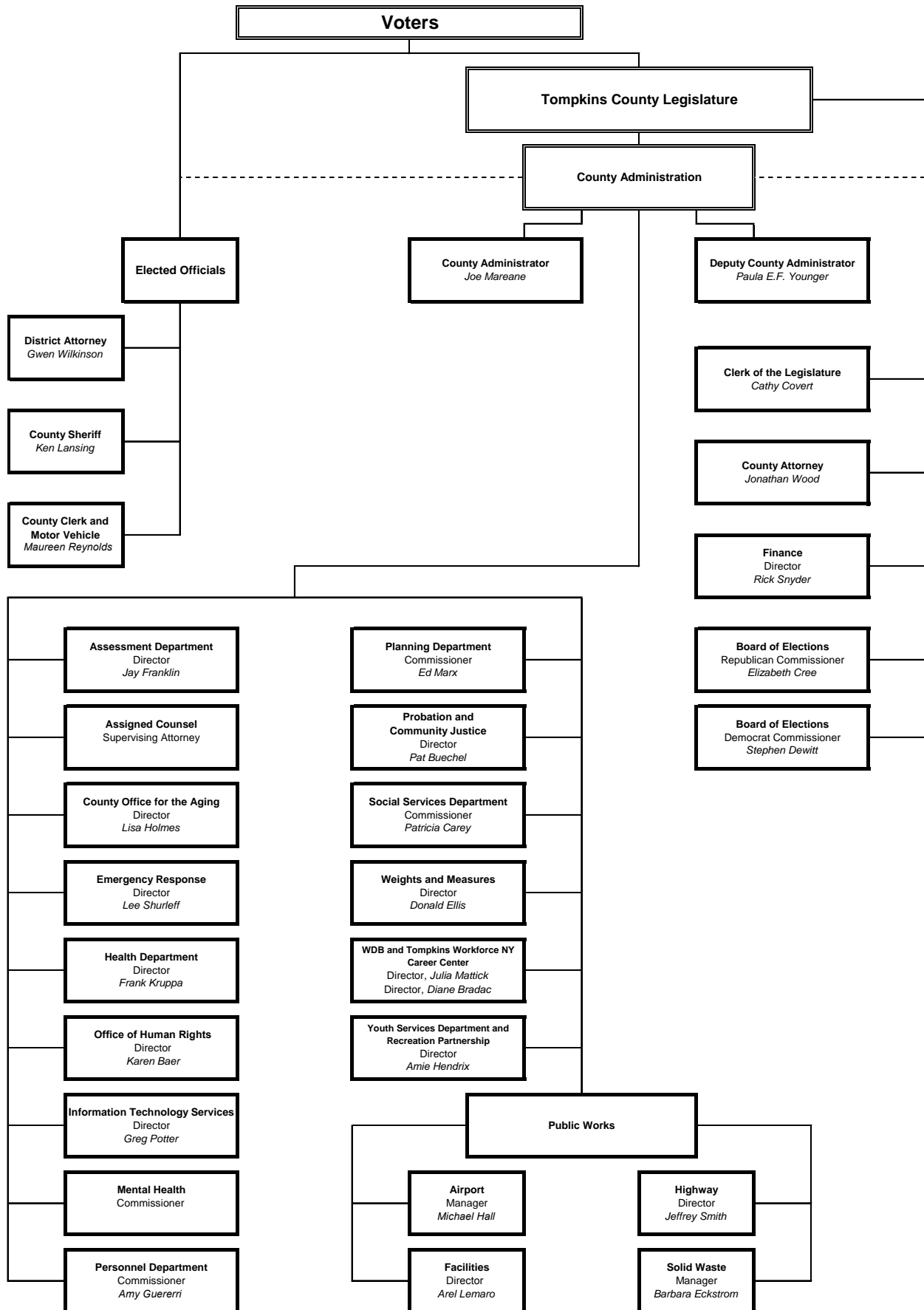
Within the county, there are five local newspapers that are published from a daily to a weekly basis. These include: The Ithaca Journal [1814, daily], The Cornell Daily Sun [1880, daily], The Ithacan [1932, weekly], and The Ithaca Times [1979, weekly], and the Tompkins Weekly [2006, weekly]. The Cornell Daily Sun and The Ithacan are student-run publications through Cornell University and Ithaca College respectively.

Tompkins County is governed under home rule, which provides for the separation of the Legislative and Executive Branches of government. The Tompkins County Charter was approved in 1968 and took effect in 1970. The County has a legislature-administrator form of government where a 14-member legislature elected from single member districts appoints a County Administrator who “oversees and coordinates the operations of county government to successfully carry out the policies of the County Legislature.”<sup>1</sup> Legislators are elected to four year terms. Other elected officials include the District Attorney, Sheriff, and County Clerk.

The County is composed of: nine townships – Lansing, Groton, Dryden, Caroline, Danby, Newfield, Enfield, Ulysses, and Ithaca; six villages – Cayuga Heights, Dryden, Freeville, Groton, Lansing, and Trumansburg; and one city – City of Ithaca, which is also the county seat with a population of 30,014.

<sup>1</sup><http://tompkinscountyny.gov/ctyadmin>

# Tompkins County Organization Chart



# Tompkins County Legislature (2014 - 2017)

Governor Daniel D. Tompkins Building - - 121 E. Court Street, Ithaca, NY 14850 - - 607-274-5434 (Phone)

Leslyn McBean-Clairborne (D - District 1)  
528 West Clinton Street  
Ithaca, NY 14850  
Telephone: 607-277-5104  
E-mail: [leslyn@twcny.rr.com](mailto:leslyn@twcny.rr.com)

Michael J. Sigler (R - District 6)  
218 Peruville Road  
Freeville, NY 13068  
Telephone: 607-339-7978  
E-mail: [mike.sigler@yahoo.com](mailto:mike.sigler@yahoo.com)

Peter C. Stein (D - District 11)  
101 Brandywine Drive  
Ithaca, NY 14850  
Telephone: 607-266-7579  
E-mail: [pcs1@cornell.edu](mailto:pcs1@cornell.edu)

Anna R. Kelles (D - District 2)  
139 Linn Street  
Ithaca, NY 14850  
Telephone: 607-342-2036  
E-mail: [akelles@tompkins-co.org](mailto:akelles@tompkins-co.org)

Dan Klein (D - District 7)  
56 Durfee Hill Road  
Ithaca, NY 14850  
Telephone: 607-272-7582  
E-mail: [danbdan@hotmail.com](mailto:danbdan@hotmail.com)

Will Burbank (D - District 12)  
132 Glenside Road  
Ithaca, NY 14850  
Telephone: 607-272-7555  
E-mail: [wburbank@tompkins-co.org](mailto:wburbank@tompkins-co.org)

Carol I. Chock (D - District 3)  
39 Woodcrest Avenue  
Ithaca, NY 14850  
Telephone: 607-273-9007  
E-mail: [carolchock@gmail.com](mailto:carolchock@gmail.com)

David M. McKenna (R - District 8)  
319 Douglas Road  
Newfield, NY 14867  
Telephone: 607-564-7243  
E-mail: [dmckenna@tompkins-co.org](mailto:dmckenna@tompkins-co.org)

Martha Robertson (D - District 13)  
1655 Ellis Hollow Road  
Ithaca, NY 14850  
Telephone: 607-272-0584  
E-mail: [mrobertson@tompkins-co.org](mailto:mrobertson@tompkins-co.org)

Richard T. John (D - District 4)  
502 East Seneca Street  
Ithaca, NY 14850  
Telephone: 607-256-9794  
E-mail: [rjohn@tompkins-co.org](mailto:rjohn@tompkins-co.org)

Glenn Morey (R - District 9)  
720 S. Main St.  
Groton, New York 13073  
Telephone: (607) 898-3292  
E-mail: [gmorey@tompkins-co.org](mailto:gmorey@tompkins-co.org)

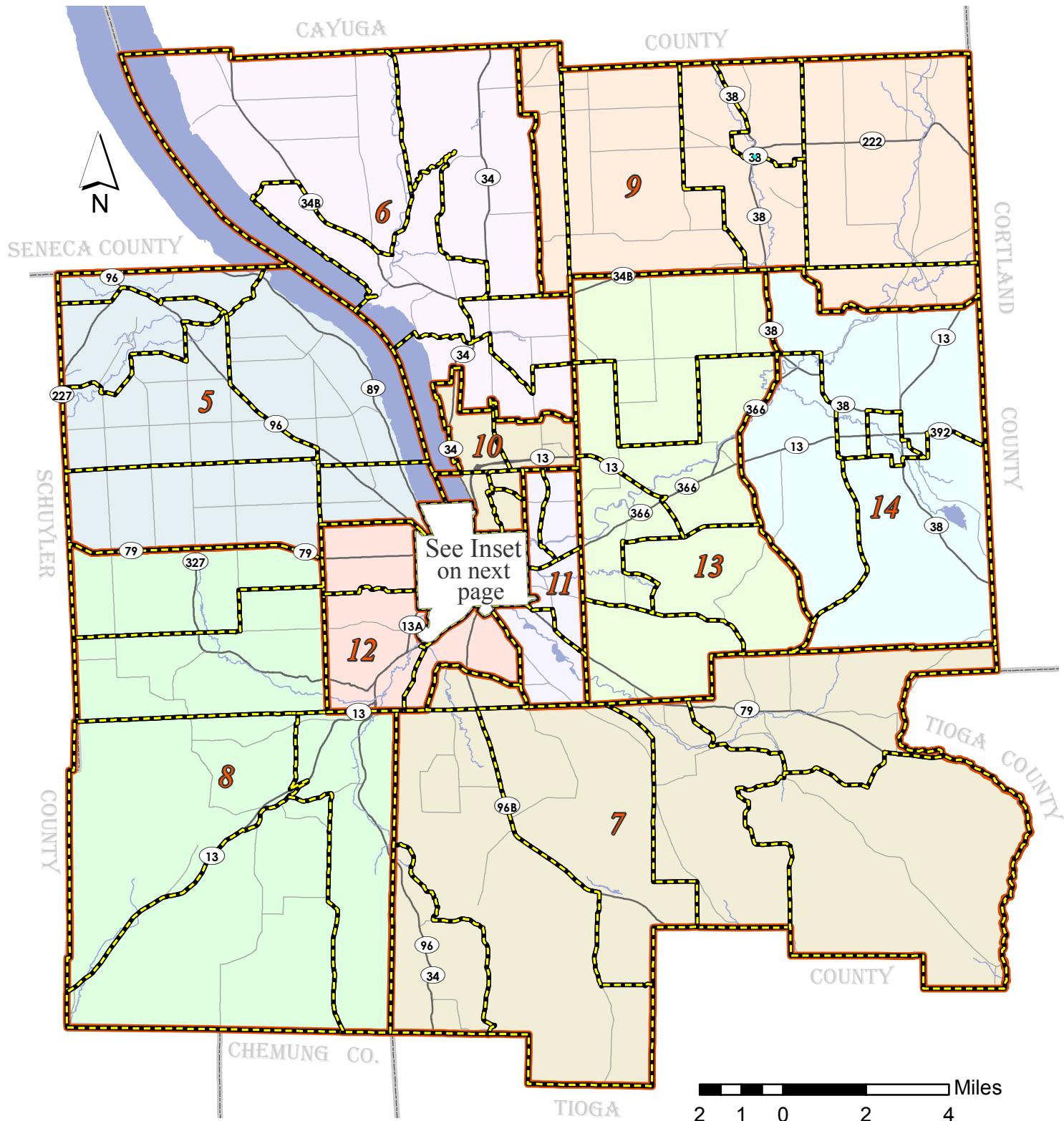
Michael E. Lane (D - District 14)  
42 East Main Street  
Dryden, NY 13053  
Telephone: 607-844-8313  
E-mail: [mlane@tompkins-co.org](mailto:mlane@tompkins-co.org)

James P. Dennis (D - District 5)  
47 Elm Street  
Trumansburg, NY 14886  
Telephone: 607-387-4058  
E-mail: [jpd821@yahoo.com](mailto:jpd821@yahoo.com)

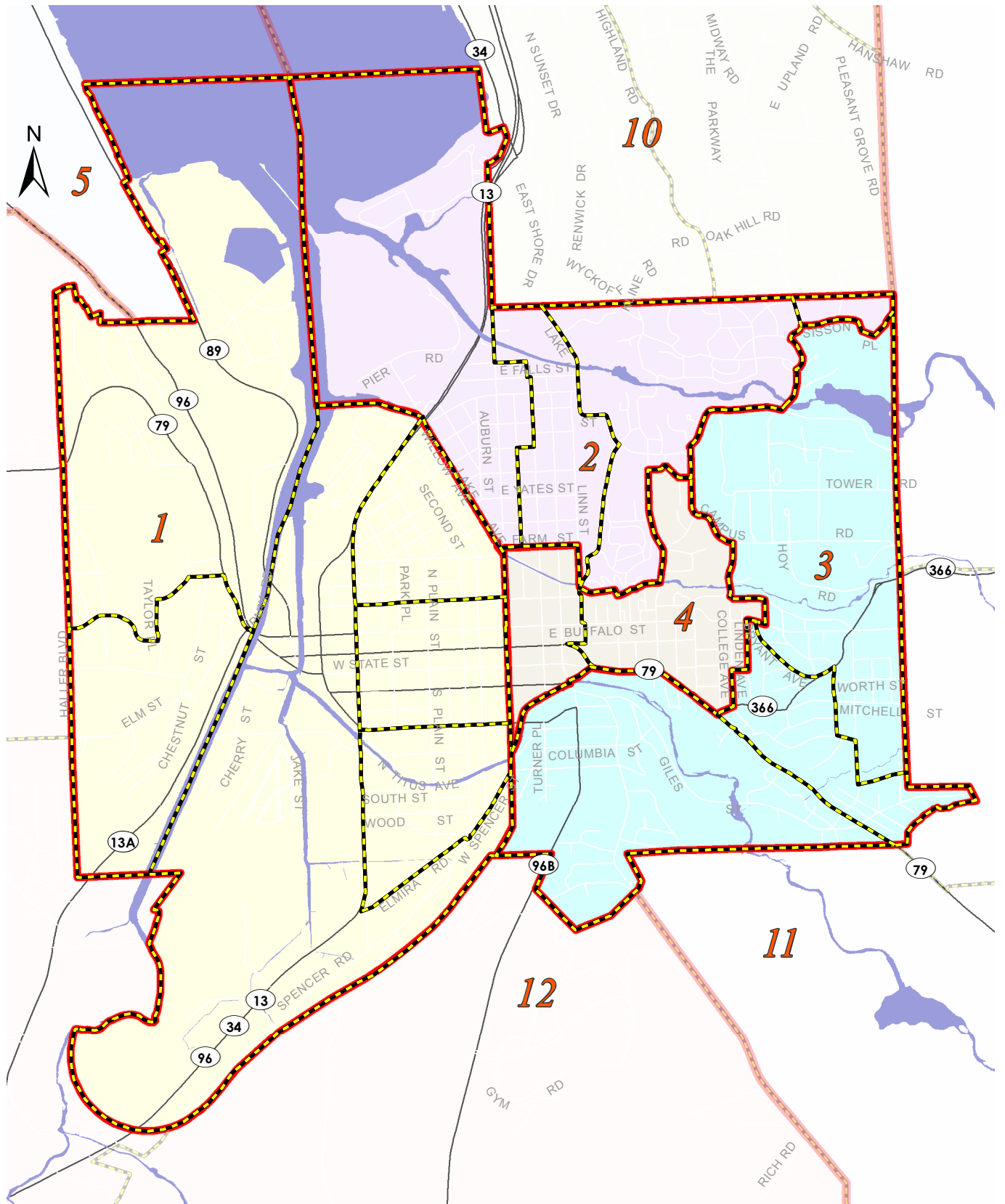
Dooley Kiefer (D - District 10)  
629 Highland Road  
Ithaca, NY 14850  
Telephone: 607-257-7453  
E-mail: [dsk11@cornell.edu](mailto:dsk11@cornell.edu)



# County Legislative District Map



# County Legislative District Map City of Ithaca Detail



## Tompkins County Department Contact List

### **Airport**

Michael Hall  
Airport Manager  
72 Brown Road  
Ithaca, NY 14850  
(607)257-0456 ext. 543  
[mshall@tom-pkins-co.org](mailto:mshall@tom-pkins-co.org)  
[www.flyithaca.com](http://www.flyithaca.com)

### **Assessment Department**

Jay Franklin  
Director  
128 E. Buffalo Street  
Ithaca, NY 14850  
607-274-5517  
[assessment@tom-pkins-co.org](mailto:assessment@tom-pkins-co.org)  
<http://www.tompkinscountyny.gov/assessment>

### **Assigned Counsel**

171 E. Martin Luther King Jr/State Street  
Center Ithaca Box 149  
Ithaca, NY 14850  
<http://www.tompkinscountyny.gov/ac>

### **Board of Elections**

Stephen DeWitt  
Elizabeth Cree  
Elections Commissioners  
128 E. Buffalo Street  
Ithaca, NY 14850  
[ecree@tom-pkins-co.org](mailto:ecree@tom-pkins-co.org)  
[sdewitt@tom-pkins-co.org](mailto:sdewitt@tom-pkins-co.org)  
<http://www.tompkinscountyny.gov/boe>

### **County Administration**

Joe Mareane  
Administrator  
125 E. Court Street  
Ithaca, NY 14850  
[jmareane@tom-pkins-co.org](mailto:jmareane@tom-pkins-co.org)  
<http://www.tompkinscountyny.gov/ctyadmin>

### **County Attorney**

Jonathan Wood  
County Attorney  
125 E. Court Street  
Ithaca, NY 14850  
[jwood@tom-pkins-co.org](mailto:jwood@tom-pkins-co.org)  
<http://www.tompkinscountyny.gov/ctyattorney>

### **County Clerk**

Maureen Reynolds  
County Clerk  
320 N. Tioga Street  
Ithaca, NY 14850  
[mreynolds@tom-pkins-co.org](mailto:mreynolds@tom-pkins-co.org)  
<http://www.tompkinscountyny.gov/cclerk>

### **County Historian**

Carol Kammen  
County Historian  
125 E. Court Street  
Ithaca, NY 14850  
[ckk6@cornell.edu](mailto:ckk6@cornell.edu)  
<http://www.tompkinscountyny.gov/historian>

### **County Office for the Aging**

Lisa Holmes  
Director  
214 W. Martin Luther King Jr/State Street  
Ithaca, NY 14850  
[lholfmes@tom-pkins-co.org](mailto:lholfmes@tom-pkins-co.org)  
<http://www.tompkinscountyny.gov/cofa>

### **District Attorney**

Gwen Wilkinson  
District Attorney  
320 N. Tioga St  
Ithaca, NY 14850  
[gwilkinson@tom-pkins-co.org](mailto:gwilkinson@tom-pkins-co.org)  
<http://www.tompkinscountyny.gov/da>

### **Emergency Response**

Lee Shurtleff  
Director  
92 Brown Road  
Ithaca, NY 14850  
[lshurtleff@tom-pkins-co.org](mailto:lshurtleff@tom-pkins-co.org)  
<http://www.tompkinscountyny.gov/er>

### **Facilities Division**

Arel LeMaro  
Director of Facilities  
170 Bostwick Road  
Ithaca, NY 14850  
[alemaro@tom-pkins-co.org](mailto:alemaro@tom-pkins-co.org)  
<http://www.tompkinscountyny.gov/facilities>

### **Finance Department**

Rick Snyder  
Finance Director  
125 E. Court Street  
Ithaca, NY 14850  
[rsnyder@tom-pkins-co.org](mailto:rsnyder@tom-pkins-co.org)  
<http://www.tompkinscountyny.gov/finance>

### **Health Department**

Frank Kruppa  
Public Health Director  
55 Brown Road  
Ithaca, NY 14850  
[fkruppa@tom-pkins-co.org](mailto:fkruppa@tom-pkins-co.org)  
<http://www.tompkinscountyny.gov/health>

### **Highway Division**

Jeffrey Smith  
Highway Director  
170 Bostwick Road  
Ithaca, NY 14850  
[jsmith@tom-pkins-co.org](mailto:jsmith@tom-pkins-co.org)  
<http://www.tompkinscountyny.gov/highway>

**Information Technology Services**

Greg Potter  
 Director  
 128 E. Buffalo Street  
 Ithaca, NY 14850  
[gpotter@tompkins-co.org](mailto:gpotter@tompkins-co.org)  
<http://www.tompkinscountyny.gov/its>

**Insurance Reserve, Contracts, and Risk Management**

Jackie Kippola  
 125 E. Court Street  
 Ithaca, NY 14850  
[jkippola@tompkins-co.org](mailto:jkippola@tompkins-co.org)  
<http://www.tompkinscountyny.gov/ctyadmin/Risk/index>

**Ithaca-Tompkins County Transportation Council**

Fernando De Aragon  
 Director  
 121 E. Court Street  
 Ithaca, NY 14850  
[fdearagon@tompkins-co.org](mailto:fdearagon@tompkins-co.org)  
<http://www.tompkinscountyny.gov/itctc>

**Legislature**

Cathy Covert  
 Clerk of the Legislature  
 320 N. Tioga Street  
 Ithaca, NY 14850  
[ccovert@tompkins-co.org](mailto:ccovert@tompkins-co.org)  
<http://www.tompkinscountyny.gov/legislature>

**Mental Health Department**

201 E. Green Street  
 Ithaca, NY 14850  
<http://www.tompkinscountyny.gov/mh>

**Office of Human Rights**

Karen Baer  
 Director  
 120 W. Martin Luther King Jr/State Street  
 Ithaca, NY 14850  
[kbaer@tompkins-co.org](mailto:kbaer@tompkins-co.org)  
<http://www.tompkinscountyny.gov/humanrights>

**Personnel Department**

Amy Guerri  
 Commissioner  
 125 E. Court Street  
 Ithaca, NY 14850  
[aguerri@tompkins-co.org](mailto:aguerri@tompkins-co.org)  
<http://www.tompkinscountyny.gov/personnel>

**Planning Department**

Edward Marx  
 Commissioner  
 121 E. Court Street  
 Ithaca, NY 14850  
[planning@tompkins-co.org](mailto:planning@tompkins-co.org)  
<http://www.tompkinscountyny.gov/planning>

**Probation and Community Justice Department**

Patricia Buechel  
 Director  
 320 W. Martin Luther King Jr/State Street  
 Ithaca, NY 14850  
[pbuechel@tompkins-co.org](mailto:pbuechel@tompkins-co.org)  
<http://www.tompkinscountyny.gov/probation>

**Sheriff's Office**

**Sheriff's Office - Jail**  
 Kenneth Lansing  
 Sheriff  
 779 Warren Road  
 Ithaca, NY 14850  
[klansing@tompkins-co.org](mailto:klansing@tompkins-co.org)  
<http://www.tompkinscountyny.gov/sheriff>

**Social Services Department**

Patricia Carey  
 Commissioner  
 320 W. Martin Luther King Jr/State Street  
 Ithaca, NY 14850  
[patricia.carey@dfa.state.ny.us](mailto:patricia.carey@dfa.state.ny.us)  
<http://www.tompkinscountyny.gov/dss>

**Solid Waste Management Division**

Barbara Eckstrom  
 Solid Waste Manager  
 122 Commercial Avenue  
 Ithaca, NY 14850  
[beckstrom@tompkins-co.org](mailto:beckstrom@tompkins-co.org)  
<http://www.recycletompkins.org/>

**Tourism Promotion & Community Arts Partnership**

Tom Knipe  
 Tourism Planner  
 121 E. Court Street  
 Ithaca, NY 14850  
[tknipe@tompkins-co.org](mailto:tknipe@tompkins-co.org)  
<http://www.tompkinscountyny.gov/tourism>

**Weights and Measures**

Donald F. Ellis, Jr.  
 Director  
 170 Bostwick Road  
 Ithaca, NY 14850  
[dellis@tompkins-co.org](mailto:dellis@tompkins-co.org)  
<http://www.tompkinscountyny.gov/wm>

**Workforce Development Board**

Julia Mattick  
 Director  
 401 E. Martin Luther King Jr/State Street  
 Suite 402B  
 Ithaca, NY 14850  
[jmattick@tompkins-co.org](mailto:jmattick@tompkins-co.org)  
<http://www.tompkinscountyny.gov/wfnw>

**Tompkins Workforce NY Career Center**

Diane Bradac  
 Director  
 171 E. Martin Luther King Jr/State Street  
 PMB 154  
 Ithaca, NY 14850  
[DBradac@tompkins-co.org](mailto:DBradac@tompkins-co.org)  
<http://www.tompkinscountyny.gov/wfnw>

**Youth Services Department Youth Services Department - Recreation Partnership**

Amie Hendrix  
 Director  
 320 W. Martin Luther King Jr/State Street  
 Ithaca, NY 14850  
[ahendrix@tompkins-co.org](mailto:ahendrix@tompkins-co.org)  
<http://www.tompkinscountyny.gov/youth>

# Tompkins County Agency Contact List

## **Animal Control - SPCA (SPCA of Tompkins County)**

Jim Bouderau  
Executive Director  
1640 Hanshaw Road  
Ithaca, NY 14850  
[info@spaonline.com](mailto:info@spaonline.com)  
[www.spaonline.com](http://www.spaonline.com)

## **Cooperative Extension**

Ken Schlather  
Executive Director  
615 Willow Avenue  
Ithaca, NY 14850  
[ks47@cornell.edu](mailto:ks47@cornell.edu)  
[www.cce.cornell.edu/tompkins](http://www.cce.cornell.edu/tompkins)

## **History Center in Tompkins County**

Rod Howe  
Executive Director  
401 E. Martin Luther King Jr/State Street  
Ithaca, NY 14850  
[director@thehistorycenter.net](mailto:director@thehistorycenter.net)  
[www.TheHistoryCenter.net](http://www.TheHistoryCenter.net)

## **Human Services Coalition HSC - Community Agencies**

Kathy Schlather, Executive Director  
171 E. Martin Luther King Jr/State  
Street #133  
Ithaca, NY 14850  
[kschlather@hsctc.org](mailto:kschlather@hsctc.org)  
[www.hsctc.org](http://www.hsctc.org)

## **Opportunities, Alternatives, and Resources (OAR)**

Deborah Dietrich  
Executive Director  
518 W. Seneca St.  
Ithaca, NY 14850  
[debster61953@earthlink.net](mailto:debster61953@earthlink.net)

## **Rural Library Services Finger Lakes Library System**

Sarah Glogowski  
Executive Director  
119 E. Green Street  
Ithaca, NY 14850  
[sglogowski@flls.org](mailto:sglogowski@flls.org)  
[www.flls.org/](http://www.flls.org/)

## **Rural Library Services The Southworth Library Association (Dryden)**

Diane Pamel  
24 W. Main Street, P.O. Box 45  
Dryden, NY 13053  
[southworth@twcnny.rr.com](mailto:southworth@twcnny.rr.com)  
[www.southworthlibrary.org](http://www.southworthlibrary.org)

## **Rural Library Services Groton Public Library**

Sara Knobel  
112 E. Cortland Street  
Groton, NY 13073  
[director@grotonpubliclibrary.org](mailto:director@grotonpubliclibrary.org)  
[www.gpl.org/](http://www.gpl.org/)

## **Rural Library Services Newfield Public Library**

Tammy Kubinec  
198 Main Street, P.O. Box 154  
Newfield, NY 14867  
[newfieldpubliclibrary@yahoo.com](mailto:newfieldpubliclibrary@yahoo.com)  
[www.newfieldpubliclibrary.org/](http://www.newfieldpubliclibrary.org/)

## **Rural Library Services Lansing Community Library**

Susie Gutenberger  
27 Auburn Road, P.O. Box 289  
Lansing, NY 14882  
[info@lansinglibrary.org](mailto:info@lansinglibrary.org)  
[www.lansinglibrary.org/](http://www.lansinglibrary.org/)

## **Rural Library Services Ulysses Philomathic Library**

Annette Birdsall  
74 E. Main Street  
Trumansburg NY 14886  
[uphiloma@twcnny.rr.com](mailto:uphiloma@twcnny.rr.com)  
[www.trumansburglibrary.org](http://www.trumansburglibrary.org)

## **Soil & Water Conservation District**

Jon Negley  
District Manager  
170 Bostwick Road  
Ithaca, NY 14850  
[jonnegley@tcsxcd.org](mailto:jonnegley@tcsxcd.org)  
[www.tcsxcd.org/](http://www.tcsxcd.org/)

## **Tompkins Community Action**

Lee Dillon  
Executive Director  
701 Spencer Road  
Ithaca, NY 14850  
[lee.dillon@tcaction.org](mailto:lee.dillon@tcaction.org)  
[www.tcaction.org/](http://www.tcaction.org/)

## **Tompkins Consolidated Area Transit**

Joseph Turcotte  
General Manager  
737 Willow Avenue  
Ithaca, NY 14850  
[information@tcatmail.com](mailto:information@tcatmail.com)  
[www.tcatbus.com](http://www.tcatbus.com)

## **Tompkins Cortland Community College**

Carl Haynes  
President  
170 North Street  
Dryden, NY 13053  
[taetzs@sunytccc.edu](mailto:taetzs@sunytccc.edu)  
[www.sunytccc.edu/](http://www.sunytccc.edu/)

## **Tompkins County Area Development**

Michael Stamm  
Executive Director  
401 E. Martin Luther King Jr/State Street  
Ithaca, NY 14850  
[michaels@tcad.org](mailto:michaels@tcad.org)  
[www.tcad.org/](http://www.tcad.org/)

## **Tompkins County Public Library**

Susan Currie  
Director  
101 E. Green Street  
Ithaca, NY 14850  
[scurrie@tcpl.org](mailto:scurrie@tcpl.org)  
[www.tcpl.org/](http://www.tcpl.org/)

# 2016 Tompkins County Budget Overview

## Consolidated Budget by Category

Expenditures	2015	2016	Difference	
	Adopted	Adopted	\$	%
Salary and Wages	36,876,445	37,407,950	531,505	1.44%
Overtime	781,668	871,000	89,332	11.43%
Premium Pay	348,955	388,125	39,170	11.22%
Fringe Benefits	22,869,199	22,717,258	-151,941	-0.66%
Automotive Equipment	750,896	1,331,339	580,443	77.30%
Highway Equipment	0	0	0	0.00%
Other Capital Equip	584,375	619,354	34,979	5.99%
Highway Materials	1,782,232	1,889,253	107,021	6.00%
Vehicle Fuel and Maint	1,084,085	1,069,854	-14,231	-1.31%
Other Supplies	1,208,573	1,264,200	55,627	4.60%
Travel Training	427,827	492,014	64,187	15.00%
Professional Services	5,786,824	5,620,426	-166,398	-2.88%
Mandate - Asgn Coun	1,820,000	1,820,000	0	0.00%
Mandate - Child Care	8,360,697	7,501,392	-859,305	-10.28%
Mandate - Econ Sec	10,437,130	10,081,562	-355,568	-3.41%
Mandate - Medicaid	11,728,670	11,532,449	-196,221	-1.67%
Mandate - PreK and EI	5,405,000	6,255,000	850,000	15.73%
Mandate - Other	1,026,749	1,020,549	-6,200	-0.60%
All Other Contr. Svcs	5,723,851	6,130,017	406,166	7.10%
Program Expense*	23,425,050	23,848,710	423,660	1.81%
Maintenance	545,649	521,199	-24,450	-4.48%
Utilities	1,451,728	1,441,124	-10,604	-0.73%
Rent	457,779	443,012	-14,767	-3.23%
Other** **	5,394,866	5,494,358	99,492	1.84%
Applied Rollover (Exp.)	-34,416	0	34,416	-100.00%
Contrib to SP Agencies	14,188,039	14,639,937	451,898	3.19%
Other Finance*	5,516,622	6,485,556	968,934	17.56%
<b>Total Expenditures</b>	<b>167,948,493</b>	<b>170,885,638</b>	<b>2,937,145</b>	<b>1.75%</b>
<b>Revenues</b>				
Federal Aid	19,772,893	19,901,616	128,723	0.65%
State Aid	27,457,729	27,406,800	-50,929	-0.19%
Local Revenues*	14,885,404	14,463,895	-421,509	-2.83%
Other Revenues	11,091,697	11,369,064	277,367	2.50%
Interfund Transf & Rev**	11,288,520	12,780,819	1,492,299	13.22%
<b>Total Revenues</b>	<b>84,496,243</b>	<b>85,922,194</b>	<b>1,425,951</b>	<b>1.69%</b>
<b>Net Local</b>	<b>83,452,250</b>	<b>84,963,444</b>	<b>1,511,194</b>	<b>1.81%</b>
Sales Tax and Unallocated Revenues	36,596,916	37,142,663	545,747	1.49%
Property Tax Levy	46,195,453	46,663,731	468,278	1.01%
Use of Reserves	659,881	1,141,750	481,869	73.02%
Applied Rollover (Rev.)	0	15,300	15,300	
Property Tax Rate	6.86	6.73	-0.13	-1.88%
County Property Taxes on Median-valued Home***	1,131	1,143	12.39	1.10%
Tompkins County Taxable Base	6,738,801,889	6,937,419,196	198,617,307	2.95%

\* Adjusted to Exclude Distribution of Sales Tax Pass Through to municipalities

\*\*Adjusted to back out a temporary change (2015 only) in accounting for bond anticipation notes (BANs)

\*\*\*Median value of single family home: \$165,000 in 2014 and \$170,000 in 2015.

## 2016 Budget - Local Dollars - Target, Recommended, and Adopted

DEPT	OTR		
	Target	Recommended	OTR Adopted
Airport	0	0	0
Animal Control - SPCA	34,357	0	0
Assessment Department	950,921	24,148	24,148
Assigned Counsel	1,764,443	0	0
Board of Elections	696,625	124,364	124,364
Capital Program	5,655,928	0	0
Contingent Fund	847,000	0	130,000
Cooperative Extension	639,738	62,500	62,500
County Administration	718,178	12,800	13,700
County Attorney	403,917	1,200	6,200
County Clerk	383,782	50,000	50,000
County Historian	0	25,000	25,000
County Office for the Aging	912,682	0	22,080
Debt Service Fund	0	0	0
District Attorney	1,374,916	41,077	41,077
Emergency Response	2,538,716	75,612	75,612
Facilities Division	4,085,551	33,000	33,000
Finance Department	763,182	263,843	263,843
Health Department	5,974,201	42,721	137,190
Highway Division	0	281,000	281,000
History Center in Tompkins County	107,929	25,000	25,000
Human Services Coalition - Community Agencies	749,864	20,129	49,129
Human Services Coalition of Tompkins County	418,316	0	0
Information Technology Services	1,438,299	50,000	50,000
Insurance Reserve	422,211	0	0
InterFund Distribution	6,830,288	0	-482,792
Ithaca-Tompkins County Transportation Council	0	0	0
Legislature	768,965	0	0
Memorial Celebrations	6,120	0	0
Mental Health Department	1,603,092	95,050	95,050
Office of Human Rights	305,861	2,900	2,900
Outside Colleges	360,000	0	0
Personnel Department	867,632	50,000	50,000
Planning Department	761,941	105,000	109,650
Probation and Community Justice Department	2,547,064	0	0
Rural Library Services	164,995	0	14,311
Sales Tax Distribution	0	0	0
Sheriff's Office	4,639,934	167,150	167,150
Sheriff's Office - Jail	4,696,721	151,300	151,300
Social Services Department	20,094,737	0	0
Soil & Water Conservation District	203,317	40,000	40,000
Solid Waste Management Division	0	0	0
Tompkins Community Action	237,721	0	0
Tompkins Consolidated Area Transit	819,522	0	50,000
Tompkins Cortland Community College	2,929,730	0	0
Tompkins County Area Development	106,400	0	0
Tompkins County Public Library	3,067,361	165,840	165,840
Tourism Promotion & Community Arts Partnership	0	0	0
Transportation Planning	83,535	0	17,753
Unallocated Revenues	-37,142,663	0	0
Weights and Measures	62,798	0	0
Workforce Development Board	0	0	0
Tompkins Workforce NY Career Center	0	0	0
Youth Services Department	940,135	34,258	109,258
Youth Services Department - Recreation Partnership	64,435	0	821
<b>Totals</b>	<b>\$45,900,397</b>	<b>\$1,943,892</b>	<b>\$1,905,084</b>

## Unallocated Revenues

	2015	2016	Difference	
	Adopted	Adopted	\$	%
Gain From Sale Tax Property	99,200	115,400	16,200	16.33%
Payments In Lieu Taxes	961,398	1,038,744	77,346	8.05%
Int & Penalties Prop Taxes	906,400	987,000	80,600	8.89%
Tax Install Service Charge	185,500	173,500	-12,000	-6.47%
Sales Tax	31,868,496	32,273,562	405,066	1.27%
Room Tax	160,872	172,087	11,215	6.97%
Deed Transfer Tax	551,000	556,000	5,000	0.91%
Clerk Fees	765,000	740,000	-25,000	-3.27%
Interest & Earnings	80,000	76,600	-3,400	-4.25%
Rents	282,550	288,770	6,220	2.20%
Legal Settlements	611,000	624,000	13,000	2.13%
Interfund Revenues	0	0	0	0.00%
Court Facilities Aid	125,500	97,000	-28,500	-22.71%
<b>Total Unallocated Revenues</b>	<b>36,596,916</b>	<b>37,142,663</b>	<b>545,747</b>	<b>1.49%</b>



# Tompkins County Full-Time Equivalents

	2015	2016	Difference	
	Adopted	Adopted	#	%
Airport	15.00	15.00	0.00	0.0%
Assessment Department	12.50	11.50	-1.00	-8.0%
Assigned Counsel	3.32	3.32	0.00	0.0%
Board of Elections	7.07	8.15	1.08	15.3%
County Administration	6.00	6.00	0.00	0.0%
County Administration - STOP DWI	2.10	2.00	-0.10	-4.8%
County Attorney	3.50	3.50	0.00	0.0%
County Clerk	19.00	19.00	0.00	0.0%
County Office for the Aging	10.33	12.04	1.71	16.6%
District Attorney	11.90	12.50	0.60	5.0%
Emergency Response	29.00	29.50	0.50	1.7%
Facilities Division	33.00	32.50	-0.50	-1.5%
Finance Department	11.00	12.00	1.00	9.1%
Health Department	63.35	64.68	1.33	2.1%
Highway Division	41.94	41.94	0.00	0.0%
Information Technology Services	12.50	12.00	-0.50	-4.0%
Ithaca-Tompkins County Transportation Council	3.24	3.16	-0.08	-2.5%
Legislature	17.00	17.00	0.00	0.0%
Mental Health Department	61.90	62.20	0.30	0.5%
Office of Human Rights	4.00	4.00	0.00	0.0%
Personnel Department	8.00	7.50	-0.50	-6.3%
Planning Department	8.38	8.38	-0.01	-0.1%
Probation and Community Justice Department	34.00	34.00	0.00	0.0%
Sheriff's Office	44.00	44.00	0.00	0.0%
Sheriff's Office - Jail	44.40	44.40	0.00	0.0%
Social Services Department	184.49	179.49	-5.00	-2.7%
Solid Waste Management Division	16.00	15.00	-1.00	-6.3%
Transportation Planning	1.00	1.00	0.00	0.0%
Weights and Measures	1.00	1.00	0.00	0.0%
Workforce Development Board	1.85	1.85	0.00	0.0%
Tompkins Workforce NY Career Center	6.15	6.15	0.00	0.0%
Youth Service Department	5.50	6.00	0.50	9.1%
<b>Grand Total:</b>	<b>722.42</b>	<b>720.76</b>	<b>-1.66</b>	<b>-0.2%</b>

# Tompkins County Human Service Mandates

(Local Cost)

	2015	2016	Difference	
	Adopted	Adopted	\$	%
Assigned Counsel	1,603,000	1,570,000	-33,000	-2.1%
Child Care	2,577,542	1,844,719	-732,823	-28.4%
Economic Security	2,567,906	2,469,422	-98,484	-3.8%
Medicaid	11,668,670	11,492,449	-176,221	-1.5%
PreK and Early Intervention	2,629,000	3,039,000	410,000	15.6%
Other	1,026,749	1,020,549	-6,200	-0.6%
<b>Mandate Totals</b>	<b>\$22,072,867</b>	<b>\$21,436,139</b>	<b>-\$636,728</b>	<b>-2.9%</b>

# Tompkins County Benefits

(Total - Net of Employee Contributions)

	2015 Adopted	2016 Adopted	Difference	
			\$	%
Payroll	\$38,007,068	\$38,667,075	\$660,007	1.7%
Retirement Not Amortized (NA)	\$7,137,727	\$5,993,397	-\$1,144,330	-16.0%
FICA	\$2,907,541	\$2,787,896	-\$119,645	-4.1%
Worker's Comp	\$700,000	\$625,000	-\$75,000	-10.7%
Health Insurance	\$10,486,754	\$10,495,283	\$8,529	0.1%
Supplemental Benefits	\$102,000	\$102,000	\$0	0.0%
Unemployment Insurance	\$125,000	\$125,000	\$0	0.0%
<b>Total Fringes</b>	<b>\$21,459,022</b>	<b>\$20,128,576</b>	<b>-\$1,330,446</b>	<b>-6.2%</b>
<b>Fringe Rate</b>	<b>56.5%</b>	<b>52.1%</b>		

# Status of General Fund Balance

	Note	Year End 2014	Applied in 2015	Applied in 2016	Est. After Applications
Total Equity		31,729,286	(153,532)	(1,157,050)	30,418,704
Assignments and Commitments					
Prepaid Expenses		1,757,101	-	-	1,757,101
Committed		-	-	-	-
Restricted	1	407,768	-	-	407,768
Assigned Appropriated	2	694,297	(694,297)	-	-
Assigned Unappropriated					
Encumbrances		839,374	-	-	839,374
Airport Fund Deficit Reserve		337,894			337,894
Assigned for Employee Benefits		1,546,396			1,546,396
RAA Fund		1,622,209	-	-	1,622,209
Medicaid Audit		500,000	-	-	500,000
		<u>7,705,039</u>	<u>(694,297)</u>	<u>-</u>	<u>7,010,742</u>
					-
<b>Unassigned General Fund Balance</b>		<b><u>\$24,024,247</u></b>			<b><u>\$23,407,962</u></b>

---

Unassigned General Fund Balance		24,024,247			23,407,962
General Fund	3	156,710,415			156,710,415
Fund Balance as % of General Fund		15.3%			14.9%

## Notes

- 1 Planning/Capital Reserve, Stop DWI, and Room Tax Reserves
- 2 Allocated in 2015 budget
- 3 2015 General Fund budgeted revenues based on Amended 2015 Budget

# Statement of Fund Balances

FUND (as of 12/31/14)	Total Fund Balance	Actual Unassigned Fund Balance	Actual Percent of Fund Appropriations	Target for Unassigned Fund Balance	Target Percent of Fund Appropriations
General	31,729,286	24,024,247	15.4%	15,584,092	10.0%
Solid Waste	1,166,650	488,764	8.4%	582,475	10.0%
Airport	(306,505)	(337,894)	-12.1%	139,956	5.0%
Road	2,790,055	2,374,322	35.5%	334,080	5.0%
Highway Machinery	1,454,701	1,443,541	88.2%	81,852	5.0%
Debt Service	1,721,364	1,721,364	9.3%	1,849,277	10.0%

## Use of Rollover (2016 Adopted)

Departments	Carried over from Prior Years	2014 Certified Rollover	Total Available	Approved for Use in 2015	Adopted for Use in 2016	Return to General Fund	Remaining Balance
Assessment Department	0	58,163	58,163	54,284	0	0	3,880
Board of Elections	0	64,530	64,530	0	0	0	64,530
County Administration	6,396	4,626	11,022	2,526	0	0	8,496
County Attorney	5,461	1	5,462	2,460	0	0	3,002
County Office for the Aging	6,884	-1,085	5,799	0	0	0	5,799
District Attorney	17,832	10,113	27,945	0	0	0	27,945
Facilities Division	0	29,083	29,083	29,083	0	0	0
Health Department	232,120	217,609	449,729	0	0	0	449,729
Information Technology Services	-1,604	26,357	24,753	24,753	0	0	0
Legislature	15,670	4,155	19,825	0	0	0	19,825
Office of Human Rights	0	8,916	8,916	0	0	0	8,916
Personnel Department	0	44,504	44,504	5,000	0	0	39,504
Planning Department	0	8,051	8,051	8,051	0	0	0
Probation and Community Justice Department	69,611	25,666	95,277	27,375	0	0	67,902
Weights and Measures	7,065	4,844	11,909	0	0	0	11,909
Youth Services Department	18,000	52,705	70,705	0	15,300	0	55,405
TOTAL	\$377,435	\$558,238	\$935,673	\$153,532	\$15,300	\$0	\$824,909

# Property Tax Cap Summary

	2015 Adopted	2016 Adopted
<b>Cap Limits</b>		
Increase in Tax Levy (%)	3.12%	1.82%
Increase in Tax Levy (\$)	\$1,407,728	\$841,606
Total Tax Levy at Cap	\$46,476,204	\$47,037,059
 <b>Tompkins County Levy</b>		
Increase in Tax Levy (%)	2.50%	1.01%
Increase in Tax Levy (\$)	\$1,126,977	\$468,278
Total Tax Levy	\$46,195,453	\$46,663,731
Resulting Annual Carryover	\$280,751	\$373,328

As permitted by law:

Authorization to Override Cap, Local Law:	No. 3 of 2014	No. 3 of 2015
Authorization to Override, repealed by Local Law:	No. 7 of 2014	No. 5 of 2015

# Tompkins County Room Tax

\$2,495,315 Projected 2016 Room Tax Revenue in Tompkins County

10% For Administrative Responsibilities  
\$249,532 County Revenue

\$125,000 Additional to Tompkins County Area Development

\$78,710 To Planning Department for Tourism Program administration

\$2,042,073 Remainder belongs in:

6475 - Tourism Promotion & Community Arts Partnership

### Places in the budget to find 41113 - Room Tax as revenue:

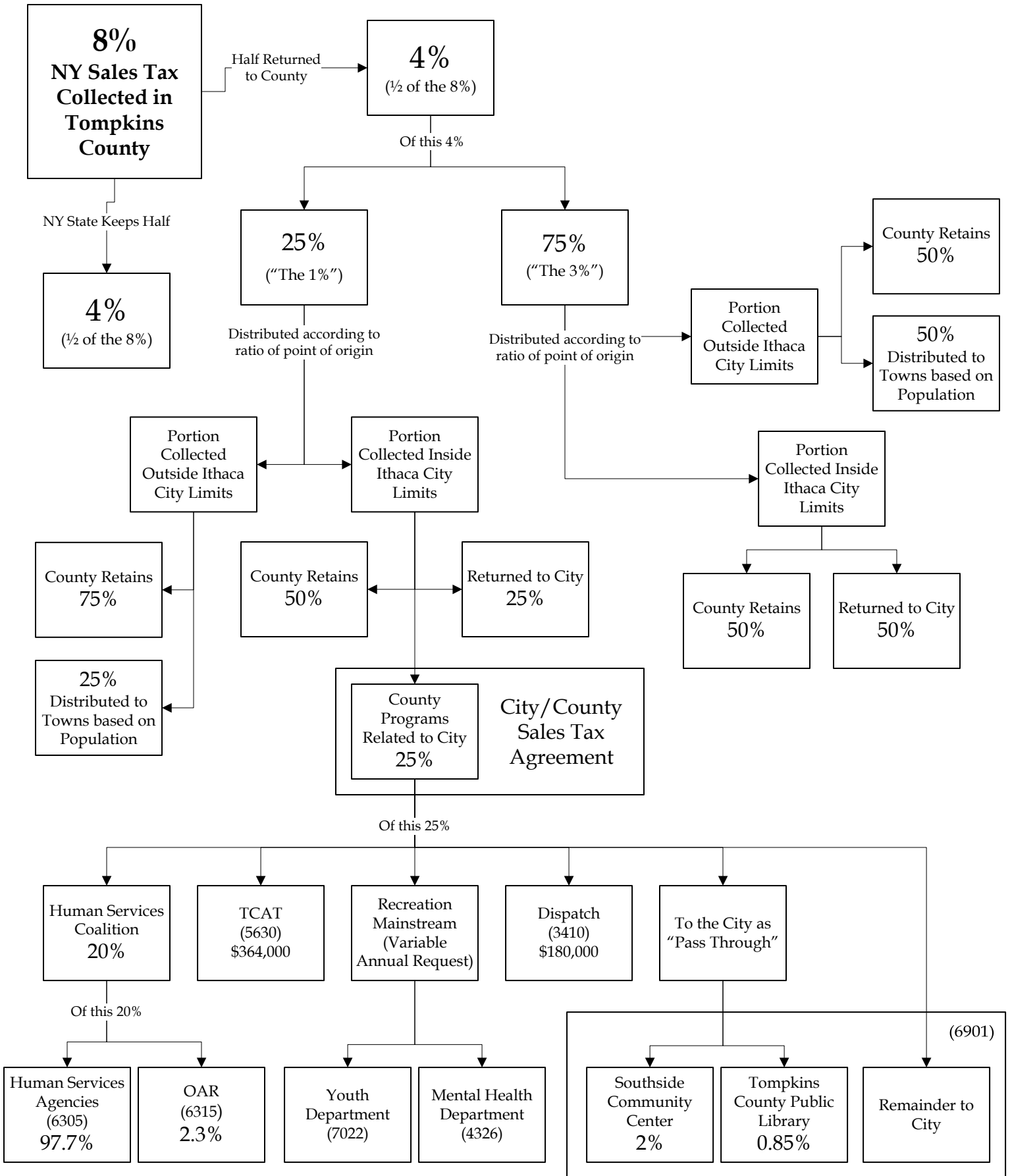
<u>Amt.</u>	<u>Unit#</u>	<u>Department</u>
\$2,042,073	6475 -	Tourism Promotion & Community Arts Partnership
\$125,000	6420 -	Tompkins County Area Development

#### Components of the Administrative 10%

<u>Amt.</u>	<u>Unit#</u>	<u>Department</u>
\$12,500	1989 -	County Administration
\$15,000	1310 -	Budget & Finance
\$20,000	1315 -	Comptroller
\$2,500	1420 -	County Attorney
\$27,444	8020 -	Community Planning
\$172,087	9999 -	Unallocated Revenues
\$249,532		10% of Projected Room Tax



# How Sales Tax is Distributed in Tompkins County



**5-Year Capital and Debt Program (Total Project Costs)**

	Total Project Cost					
General Funds	2016	2017	2018	2019	2020	Total
<b>Facilities Division</b>						
Facility Restoration	\$800,000	\$800,000	\$800,000	\$0	\$0	\$2,400,000
Jail Video Camera Replacement	\$105,000	\$0	\$0	\$0	\$0	\$105,000
Jail Access Control System	\$455,000	\$0	\$0	\$0	\$0	\$455,000
Bus Stop at Health Department	\$50,000	\$350,000	\$0	\$0	\$0	\$400,000
<b>Facilities Total</b>	<b>\$1,410,000</b>	<b>\$1,150,000</b>	<b>\$800,000</b>	<b>\$0</b>	<b>\$0</b>	<b>\$3,360,000</b>
<b>Highway Division</b>						
Coddington Road Reconstruction*	\$67,000	\$1,371,000	\$0	\$0	\$5,730,000	\$7,168,000
Dodge Road Bridge Replacement	\$140,000	\$600,000	\$0	\$0	\$0	\$740,000
Ellis Hollow Phase III**	\$1,695,000	\$0	\$0	\$0	\$0	\$1,695,000
Freeze Road Bridge	\$0	\$0	\$380,000	\$2,310,000	\$0	\$2,690,000
Malloryville Road Bridge	\$1,560,000	\$0	\$0	\$0	\$0	\$1,560,000
Road and Bridge Improvements-Round I	\$1,200,000	\$1,200,000	\$1,200,000	\$0	\$0	\$3,600,000
Road and Bridge Improvements-Round II	\$0	\$0	\$0	\$1,800,000	\$1,800,000	\$3,600,000
South George Road Bridge Reconstruction	\$0	\$75,000	\$525,000	\$0	\$0	\$600,000
<b>Highway Total</b>	<b>\$4,662,000</b>	<b>\$3,246,000</b>	<b>\$2,105,000</b>	<b>\$4,110,000</b>	<b>\$7,530,000</b>	<b>\$21,653,000</b>
<b>Planning Department</b>						
Aquifer Study Program	\$77,255	\$77,255	\$77,255	\$77,255	\$77,255	\$386,275
<b>Total--General Funds Projects (Bonds)</b>	<b>\$6,149,255</b>	<b>\$4,473,255</b>	<b>\$2,982,255</b>	<b>\$4,187,255</b>	<b>\$7,607,255</b>	<b>\$25,399,275</b>
<b>Enterprise Funds (No Property Tax Support)</b>						
<b>Airport ***</b>						
Expand Rental Car Parking	\$150,000	\$0	\$0	\$0	\$0	\$150,000
General Aviation Apron Rehabilitation	\$1,822,000	\$0	\$0	\$0	\$0	\$1,822,000
LED Airfield and Taxiway Lighting	\$0	\$150,000	\$900,000	\$0	\$0	\$1,050,000
Parallel Taxiway Rehabilitation	\$200,000	\$1,600,000	\$0	\$0	\$0	\$1,800,000
Prepare Parcels for Future Development	\$500,000	\$0	\$0	\$0	\$0	\$500,000
Runway Overlay Design & Construction	\$6,036,000	\$0	\$0	\$0	\$0	\$6,036,000
Terminal Security and Baggage Make-Up Expansion	\$5,800,000	\$0	\$0	\$0	\$0	\$5,800,000
<b>Airport Total</b>	<b>\$14,508,000</b>	<b>\$1,750,000</b>	<b>\$900,000</b>	<b>\$0</b>	<b>\$0</b>	<b>\$17,158,000</b>
<b>Solid Waste Division ****</b>						
Facilities and Site Upgrade	\$0	\$420,000	\$456,000	\$250,000	\$0	\$1,126,000
<b>Solid Waste Total</b>	<b>\$0</b>	<b>\$420,000</b>	<b>\$456,000</b>	<b>\$250,000</b>	<b>\$0</b>	<b>\$1,126,000</b>
<b>Total--Enterprise Funds</b>	<b>\$14,508,000</b>	<b>\$2,170,000</b>	<b>\$1,356,000</b>	<b>\$250,000</b>	<b>\$0</b>	<b>\$18,284,000</b>
<b>Total--All Funds</b>	<b>\$20,657,255</b>	<b>\$6,643,255</b>	<b>\$4,338,255</b>	<b>\$4,437,255</b>	<b>\$7,607,255</b>	<b>\$43,683,275</b>

\* The 2020 budget for this project is substantially funded with federal and state reimbursements and will be undertaken only if such reimbursements are available. The County will initially support the total cost with Bond Anticipation Notes until the project is complete and has received the anticipated federal and state aid.

\*\* This project is substantially funded by federal and state reimbursements and aid requested from Cornell University. If institutional aid is not received, a segment of Ellis Hollow Road from Dodge Road to Game Farm Road will not be undertaken.

\*\*\* These projects are substantially funded with user fees and federal and state aid reimbursements and will be undertaken only if such support is available. The airport will fund the remaining share of the projects with revenue generated by the airport (no effect on property taxes.)

\*\*\*\* These projects will be supported by revenue generated by the Solid Waste Division, including state aid that may be available.

**Projected 2015-2024 Debt Service Schedule**  
Tax Supported Debt Service

		Actual and Projected Debt Service--Existing and Proposed Projects										
		2015	2016	2017	2018	2019	2020	2021	2022	2023	2024	
Projects in 2016-2020 Capital Program	Year	Total Cost	Est. Debt									
General Fund												
Facility Restoration Phase II	2017	800,000	800,000	-	32,000	97,000	99,400	96,600	98,800	100,800	97,600	
Facility Restoration Phase II	2018	800,000	800,000	-	-	32,000	99,400	96,600	98,800	100,800	97,600	
Bus Stop at Brown Road	2016	400,000	400,000	-	51,000	49,600	48,200	46,800	50,400	48,800	47,200	
Coddington Road Phase I	2016	1,438,000	1,440,000	-	5,760	15,760	20,360	19,760	18,560	18,560	17,960	
Coddington Road Phase II	2020	5,730,000	1,146,000	-	-	-	57,300	45,840	115,240	113,040	115,240	
Ellis Hollow Phase--Phase III	2016	1,695,000	680,000	-	82,200	85,000	85,200	82,600	85,000	85,000	82,200	
Freese Road Bridge	2018	2,690,000	2,152,000	-	-	26,900	86,080	166,080	162,880	164,680	161,280	
Malloryville Road Bridge	2016	1,560,000	1,248,000	-	49,920	124,920	123,720	123,720	125,520	123,520	123,520	
Road Improvements 2016	2016	1,200,000	1,200,000	-	118,000	120,200	122,200	119,000	120,800	122,400	118,800	
Road Improvements 2017	2017	1,200,000	1,200,000	-	48,000	118,000	120,200	122,200	119,000	120,800	122,400	
Road Improvements 2018	2018	1,200,000	1,200,000	-	-	48,000	118,000	120,200	122,200	119,000	120,800	
Road Improvements 2019	2019	1,800,000	1,800,000	-	-	-	72,000	182,000	177,600	178,200	178,600	
Road Improvements 2020	2020	1,800,000	1,800,000	-	-	-	-	72,000	182,000	177,600	178,200	
South George Road Bridge Reconstruction	2017	600,000	480,000	-	6,000	19,200	59,200	57,600	61,000	59,200	57,400	
Jail Cameras	2016	105,000	105,000	-	4,200	13,800	13,400	13,000	12,600	12,200	11,800	
Jail Control System	2016	455,000	455,000	-	18,200	56,600	55,000	53,400	56,800	55,000	58,200	
<b>Total--General Fund Projects, 2016-20 Capital Program</b>		<b>23,473,000</b>	<b>15,610,000</b>	-	<b>465,280</b>	<b>806,980</b>	<b>1,177,860</b>	<b>1,422,800</b>	<b>1,603,800</b>	<b>1,601,200</b>	<b>1,592,000</b>	
<b>Enterprise Funds</b>												
Solid Waste												
Recycling and Solid Waste Facility Improvements II	2017	420,000	420,000	-	16,800	51,800	50,400	54,000	52,400	50,800	49,200	
Recycling and Solid Waste Facility Improvements III	2018	456,000	456,000	-	-	18,240	58,240	56,640	55,040	58,440	56,640	
Recycling and Solid Waste Facility Improvements IV	2019	250,000	250,000	-	-	-	10,000	30,000	29,200	33,400	32,400	
Total--Solid Waste Projects, 2016-20 Capital Program		1,126,000	1,126,000	-	16,800	70,040	118,640	140,640	136,640	142,640	138,240	
Airport (Assume 10% Airport Share for FAA)												
Expand Rental Car Parking	2016	150,000	150,000	-	16,000	20,600	20,000	19,400	18,800	18,200	17,600	
Gen. Aviation Apron Rehabilitation	2016	1,822,000	99,850	-	13,994	13,594	13,194	12,794	12,394	11,994	11,594	
LED Airfield and Taxiway Lighting	2017	1,050,000	52,500	-	2,100	7,100	6,900	6,700	6,500	6,300	6,100	
Parallel Taxiway Rehabilitation	2017	1,800,000	90,000	-	3,600	8,600	13,400	13,000	12,600	12,200	11,800	
Prepare Parcels for Future Development	2016	500,000	500,000	-	20,000	63,400	61,600	59,800	63,000	61,000	64,000	
Runway Overlay Design and Construction	2016	6,036,000	281,800	-	36,272	35,272	34,272	33,272	32,272	36,272	35,072	
Terminal Security and Baggage Make-Up Expansion	2016	5,800,000	5,800,000	-	442,000	443,600	439,800	440,800	441,400	441,600	441,400	
Total--Airport Projects, 2016-20 Capital Program		17,158,000	6,974,150	-	573,966	592,166	589,166	585,766	586,966	587,566	587,566	
<b>Total--Enterprise Fund</b>		<b>18,284,000</b>	<b>8,100,150</b>	-	<b>590,766</b>	<b>662,206</b>	<b>707,806</b>	<b>726,406</b>	<b>723,606</b>	<b>730,206</b>	<b>725,806</b>	
Less: Contributions from Enterprise Funds		-	-	-	(590,766)	(662,206)	(707,806)	(726,406)	(723,606)	(730,206)	(725,806)	
<b>Net Tax Supported Debt Service--Enterprise Projects, 2016-20 Capital Program</b>		-	-	-	-	-	-	-	-	-	-	
<b>Total Tax-Supported Debt Service--All Projects, 2016-2020 Capital Program</b>		-	-	-	<b>465,280</b>	<b>806,980</b>	<b>1,177,860</b>	<b>1,422,800</b>	<b>1,603,800</b>	<b>1,601,200</b>	<b>1,592,000</b>	
<b>Existing Debt</b>												
Various Public Improvements 2005 (2014 Refunded)		-	-	-	-	-	-	-	-	-	-	
2006 PS Communications		299,000	-	-	-	-	-	-	-	-	-	
2007 TC3 Improvements (2014R)		265,600	270,300	-	-	-	-	-	-	-	-	
2010 Health Department and other (2014R)		-	-	-	-	-	-	-	-	-	-	
2012 HS Annex, RSW and CCE Building		243,289	241,339	244,145	241,645	243,895	240,820	242,233	243,032	243,733	244,332	
2013 Pub Safety, SW, Roads, Legislature, VOIP		423,500	420,400	419,400	418,000	321,200	307,800	299,600	306,400	297,600	288,800	

**Projected 2015-2024 Debt Service Schedule**  
Tax Supported Debt Service

	2015	2016	2017	2018	2019	2020	2021	2022	2023	2024
<b>Actual and Projected Debt Service--Existing and Proposed Projects</b>										
2013 Refunding of 2004 Bond	1,597,400	1,600,750	1,603,250	1,597,750	1,305,375	809,750	-	-	-	-
Refunding of 2005 & 2007 (2014)	176,142	425,575	669,400	666,600	660,700	664,000	387,000	380,100	382,800	383,250
Refunding of 2010 (2014)	1,097,600	1,097,200	1,101,300	1,109,300	1,111,100	1,111,900	1,116,700	1,113,700	1,119,200	1,122,700
2014 Public Improvements (Bldgs, Bridges, TC3)	615,954	621,694	617,594	618,394	618,994	619,394	619,594	614,594	619,494	619,094
Various Projects 2015	-	796,002	796,081	793,481	795,656	797,494	793,994	795,269	796,206	796,806
<b>Total Existing Debt Service</b>	<b>4,718,485</b>	<b>5,473,259</b>	<b>5,451,170</b>	<b>5,445,170</b>	<b>5,056,920</b>	<b>4,551,158</b>	<b>3,459,121</b>	<b>3,453,095</b>	<b>3,459,033</b>	<b>3,454,982</b>
Contributions	(1,531,985)	(1,622,496)	(1,355,016)	(1,291,079)	(978,454)	(972,093)	(641,397)	(635,140)	(635,658)	(636,077)
<b>Net Debt Service</b>	<b>3,186,500</b>	<b>3,850,764</b>	<b>4,096,154</b>	<b>4,154,091</b>	<b>4,078,466</b>	<b>3,579,064</b>	<b>2,817,724</b>	<b>2,817,955</b>	<b>2,823,375</b>	<b>2,818,905</b>
<b>Existing Leases and Other Capital Payments</b>										
Human Services Building Annex-Mortgage	52,000	52,000	52,000	52,000	52,000	52,000	52,000	52,000	52,000	52,000
PS Communications-Lease	984,537	984,537	-	-	-	-	-	-	-	-
Energy Performance	263,073	263,073	263,073	263,073	263,073	131,536	-	-	-	-
Total Leases and Other Capital Payments	1,299,610	1,299,610	315,073	315,073	315,073	183,536	52,000	52,000	52,000	52,000
<b>Total--Existing Net Debt and Leases</b>	<b>4,486,110</b>	<b>5,150,374</b>	<b>4,411,227</b>	<b>4,469,164</b>	<b>4,393,539</b>	<b>3,762,600</b>	<b>2,869,724</b>	<b>2,869,955</b>	<b>2,875,375</b>	<b>2,870,905</b>
<b>Notes Outstanding</b>										
Pine Tree Road Trails	2,295	100,648	-	-	-	-	-	-	-	-
<b>Total-Existing Projects Supported by 2015 BANS</b>	<b>2,295</b>	<b>100,648</b>	<b>-</b>	<b>-</b>	<b>-</b>	<b>-</b>	<b>-</b>	<b>-</b>	<b>-</b>	<b>-</b>
<b>Total--Net Tax Supported Debt Service &amp; Leases, Existing and Proposed</b>										
	<b>4,488,405</b>	<b>5,251,022</b>	<b>4,554,807</b>	<b>4,934,444</b>	<b>5,200,519</b>	<b>4,940,460</b>	<b>4,292,524</b>	<b>4,473,755</b>	<b>4,476,575</b>	<b>4,462,905</b>
<b>Other Capital Payments</b>										
Aquafer Studies	77,255	77,255	77,255	77,255	77,255	77,255	77,255	77,255	77,255	77,255
Fiscal Agent Fees	10,000	10,000	10,000	10,000	10,000	10,000	10,000	10,000	10,000	10,000
Local Share--Federal Projects	60,000	60,000	60,000	60,000	60,000	60,000	60,000	60,000	60,000	60,000
<b>Other Capital Payments</b>	<b>137,255</b>	<b>147,255</b>	<b>147,255</b>	<b>147,255</b>	<b>147,255</b>	<b>147,255</b>	<b>147,255</b>	<b>147,255</b>	<b>147,255</b>	<b>147,255</b>
<b>Grand Total--All Tax Supported Debt, Leases, and Capital Payments</b>										
	<b>4,625,660</b>	<b>5,398,277</b>	<b>4,702,062</b>	<b>5,081,699</b>	<b>5,347,774</b>	<b>5,087,715</b>	<b>4,439,779</b>	<b>4,621,010</b>	<b>4,623,830</b>	<b>4,610,160</b>
Projected Levy for Capital Purposes	5,424,947	5,650,287	5,875,627	6,100,967	6,326,307	6,551,647	6,776,987	7,002,327	7,227,667	7,453,007

This Page Intentionally Left Blank

Tompkins County Capital Program  
Project Approval Request (PAR) Forms  
General Fund

# Tompkins County Project Approval Request Form

Project Name: Facility Restoration Project

## Project Summary

### General

**Start Year:** 2014  
**Completion Year:** 2018  
*Program Committee:* Facilities and Infrastructure  
*Department:* Facilities Division  
*Jurisdiction:* Town & City of Ithaca

### Administrative

*Program Manager:* Arel LeMaro  
*Project Manager:* Arel LeMaro  
*Project Type:* Building  
*RFP or Bid Proposal necessary?:* Yes

### Environmental

*Other Involved Agencies/Municipalities:*  
 Town & City of Ithaca  
  
*Anticipated SEQR Review Level:*  
  
 SEQR Type: TYPE II

### Financial Source

Local Share	\$4,000,000
<b>Total:</b> <span style="float: right;"><b>\$4,000,000</b></span>	

## Financial Information - Uses

	<u>Total</u>	<u>Previous Years</u>	<u>2016</u>	<u>2017</u>	<u>2018</u>	<u>2019</u>	<u>2020</u>
Planning	\$0	\$0	\$0	\$0	\$0	\$0	\$0
Land:	\$0	\$0	\$0	\$0	\$0	\$0	\$0
Design:	\$250,000	\$100,000	\$50,000	\$50,000	\$50,000	\$0	\$0
Construction:	\$3,750,000	\$1,500,000	\$750,000	\$750,000	\$750,000	\$0	\$0
Equipment:	\$0	\$0	\$0	\$0	\$0	\$0	\$0
Other:	\$0	\$0	\$0	\$0	\$0	\$0	\$0
<b>Total:</b>	<b>\$4,000,000</b>	<b>\$1,600,000</b>	<b>\$800,000</b>	<b>\$800,000</b>	<b>\$800,000</b>	<b>\$0</b>	<b>\$0</b>
Total Local:	\$4,000,000	\$1,600,000	\$800,000	\$800,000	\$800,000	\$0	\$0

## Project Description

Years of under funding maintenance budgets and under investing in County owned facilities have caused a significant backlog of deferred maintenance. This request is intended to address the backlog of deferred maintenance that currently exists in the County's facilities and to accomplish it over the next several years.

This is a short-term remedial program of deferred maintenance reduction. Once completed ongoing facility maintenance needs in future years will need to be addressed. If on-going needs are not addressed, the county will likely be faced with the same problem in future years. Funds will be used to correct deficiencies on facilities in worse condition in order to prevent further and frequently accelerating deterioration.

In the Updated 2013 Capital Improvement Plan, \$4 million was to be invested in these projects over a seven year period from 2014-2020. (\$800,000/year in 2014-2016 followed by \$800,000/year in 2019-20). It is proposed that the same \$4 million be invested over a five, rather than seven, year period from 2014-2018. The two year "pause" in investments would occur in 2019-20.

# Tompkins County Project Approval Request Form

Project Name: Bus Stop at the Health Department (55 Brown Road)

## Project Summary

### General

Start Year: 2016  
 Completion Year: 2017  
 Program Committee: Health and Human Services  
 Department: Health Department  
 Jurisdiction:

### Administrative

Program Manager: Frank Kruppa  
 Project Manager: Arel LeMaro  
 Project Type: Road  
 RFP or Bid Proposal necessary?: Yes

### Environmental

Other Involved Agencies/Municipalities:  
  
 Anticipated SEQR Review Level:  
  
 SEQR Type:

### Financial Source

Local Share	\$400,000
<hr/>	
<b>Total:</b>	<b>\$400,000</b>

## Financial Information - Uses

	<u>Total</u>	<u>Previous Years</u>	<u>2016</u>	<u>2017</u>	<u>2018</u>	<u>2019</u>	<u>2020</u>
Planning	\$0	\$0	\$0	\$0	\$0	\$0	\$0
Land:	\$0	\$0	\$0	\$0	\$0	\$0	\$0
Design:	\$50,000	\$0	\$50,000	\$0	\$0	\$0	\$0
Construction:	\$350,000	\$0	\$0	\$350,000	\$0	\$0	\$0
Equipment:	\$0	\$0	\$0	\$0	\$0	\$0	\$0
Other:	<u>\$0</u>	<u>\$0</u>	<u>\$0</u>	<u>\$0</u>	<u>\$0</u>	<u>\$0</u>	<u>\$0</u>
<b>Total:</b>	<b>\$400,000</b>	<b>\$0</b>	<b>\$50,000</b>	<b>\$350,000</b>	<b>\$0</b>	<b>\$0</b>	<b>\$0</b>
Total Local:	\$400,000	\$0	\$50,000	\$350,000	\$0	\$0	\$0

## Project Description

The Tompkins County Health Department does not currently have handicap or stroller access from the nearest TCAT bus stop. We have clients that are forced to use the entry road from Brown Road as pedestrian access because the sidewalk does not have cutouts to allow wheelchairs or strollers. This capital project would strengthen the access road from Brown Road as well as the parking lot at the Health Department to allow a TCAT bus stop to be created at the front door. We have a large number of clients that use or would use public transportation. In particular our WIC program has successfully advertised on the TACT buses to attract future participants. The challenge of not being located downtown has been addressed by many Health Department programs in many different ways. Bus access will make our facility more accessible to our clients.



# Tompkins County Project Approval Request Form

Project Name: Coddington Road (CR-119) Reconstruction

## Project Summary

### General

**Start Year:** 2004  
**Completion Year:** 2019  
*Program Committee:* Facilities and Infrastructure  
*Department:* Highway Division  
*Jurisdiction:* Town of Ithaca

### Administrative

*Program Manager:* Jeffrey Smith  
*Project Manager:* Jeffrey Smith  
*Project Type:* Road  
*RFP or Bid Proposal necessary?:* Yes

### Environmental

Other Involved Agencies/Municipalities:  
 Town of Ithaca  
 Anticipated SEQR Review Level:  
 Neg Dec  
 SEQR Type: UNLISTED

### Financial Source

Local Share	\$1,658,143
Federal Highway	\$7,254,360
State DOT	\$105,897
<hr/>	
<b>Total:</b>	<b>\$9,018,400</b>

## Financial Information - Uses

	<u>Total</u>	<u>Previous Years</u>	<u>2016</u>	<u>2017</u>	<u>2018</u>	<u>2019</u>	<u>2020</u>
Planning	\$55,000	\$55,000	\$0	\$0	\$0	\$0	\$0
Land:	\$524,000	\$524,000	\$0	\$0	\$0	\$0	\$0
Design:	\$1,338,400	\$1,271,400	\$67,000	\$0	\$0	\$0	\$0
Construction:	\$6,389,000	\$0	\$0	\$1,210,000	\$0	\$0	\$5,179,000
Equipment:	\$0	\$0	\$0	\$0	\$0	\$0	\$0
Other:	<u>\$712,000</u>	<u>\$0</u>	<u>\$0</u>	<u>\$161,000</u>	<u>\$0</u>	<u>\$0</u>	<u>\$551,000</u>
<b>Total:</b>	<b>\$9,018,400</b>	<b>\$1,850,400</b>	<b>\$67,000</b>	<b>\$1,371,000</b>	<b>\$0</b>	<b>\$0</b>	<b>\$5,730,000</b>
<hr/>							
Total Local:	\$1,658,143	\$368,143	\$7,000	\$137,000	\$0	\$0	\$1,146,000

## Project Description

Phased reconstruction of Coddington Road from the Ithaca/Danby town line to the City line. Reconstruction will address deteriorated pavement conditions and inadequate drainage, as well as intersection and general sight distance safety deficiencies. An enclosed storm sewer system will be installed where needed to facilitate preservation of significant trees and landscaping and limit right-of-way impacts. Other improvements will benefit pedestrians and bicyclists, including a sidewalk in the vicinity of Ithaca College.

The first phase of construction, now scheduled for 2017, will provide safety improvements at the Burns and East King Road intersections. Other phases are delayed because of limited federal funding and will not be undertaken if such funding is not available. Future phases include pedestrian and bicycle accommodations.

# Tompkins County Project Approval Request Form

Project Name: Dodge Road Bridge Replacement

## Project Summary

### General

**Start Year:** 2016  
**Completion Year:** 2017  
**Program Committee:** Facilities and Infrastructure  
**Department:** Highway Division  
**Jurisdiction:** Town of Dryden

### Administrative

**Program Manager:** Jeffrey Smith  
**Project Manager:** Carl Martel  
**Project Type:** Bridge  
**RFP or Bid Proposal necessary?:** Yes

### Environmental

**Other Involved Agencies/Municipalities:**  
 Town of Dryden  
**Anticipated SEQR Review Level:**  
 EAF Short  
**SEQR Type:** TYPEII

### Financial Source

Local Share	\$592,000
Town of Dryden	\$148,000

<b>Total:</b>	<b>\$740,000</b>
---------------	------------------

## Financial Information - Uses

	<u>Total</u>	<u>Previous Years</u>	<u>2016</u>	<u>2017</u>	<u>2018</u>	<u>2019</u>	<u>2020</u>
Planning	\$0	\$0	\$0	\$0	\$0	\$0	\$0
Land:	\$10,000	\$0	\$10,000	\$0	\$0	\$0	\$0
Design:	\$130,000	\$0	\$130,000	\$0	\$0	\$0	\$0
Construction:	\$545,000	\$0	\$0	\$545,000	\$0	\$0	\$0
Equipment:	\$0	\$0	\$0	\$0	\$0	\$0	\$0
Other:	<u>\$55,000</u>	<u>\$0</u>	<u>\$0</u>	<u>\$55,000</u>	<u>\$0</u>	<u>\$0</u>	<u>\$0</u>
<b>Total:</b>	<b>\$740,000</b>	<b>\$0</b>	<b>\$140,000</b>	<b>\$600,000</b>	<b>\$0</b>	<b>\$0</b>	<b>\$0</b>
Total Local:	\$592,000	\$0	\$112,000	\$480,000	\$0	\$0	\$0

## Project Description

Design and construction of a replacement for a deteriorated 80-year-old bridge in the Town of Dryden. The project would be 20% funded by the Town of Dryden.

# Tompkins County Project Approval Request Form

Project Name: Ellis Hollow Road Reconstruction

## Project Summary

### General

**Start Year:** 2005  
**Completion Year:** 2017  
*Program Committee:* Facilities and Infrastructure  
*Department:* Highway Division  
*Jurisdiction:* Towns of Dryden & Ithaca

### Administrative

*Program Manager:* Jeffrey Smith  
*Project Manager:* Jeffrey Smith  
*Project Type:* Road  
*RFP or Bid Proposal necessary?:* Yes

### Environmental

Other Involved Agencies/Municipalities:  
 Towns of Dryden & Ithaca  
 Anticipated SEQR Review Level:  
 EAF Short  
 SEQR Type: TYPEII

### Financial Source

Local Share	\$4,424,000
Cornell Community Transportation In	\$600,000
Federal Aid	\$624,000
State Aid	\$117,000
<b>Total:</b>	<b>\$5,765,000</b>

## Financial Information - Uses

	<u>Total</u>	<u>Previous Years</u>	<u>2016</u>	<u>2017</u>	<u>2018</u>	<u>2019</u>	<u>2020</u>
Planning	\$65,000	\$65,000	\$0	\$0	\$0	\$0	\$0
Land:	\$0	\$0	\$0	\$0	\$0	\$0	\$0
Design:	\$445,000	\$445,000	\$0	\$0	\$0	\$0	\$0
Construction:	\$4,800,000	\$3,300,000	\$1,500,000	\$0	\$0	\$0	\$0
Equipment:	\$0	\$0	\$0	\$0	\$0	\$0	\$0
Other:	<u>\$455,000</u>	<u>\$260,000</u>	<u>\$195,000</u>	<u>\$0</u>	<u>\$0</u>	<u>\$0</u>	<u>\$0</u>
<b>Total:</b>	<b>\$5,765,000</b>	<b>\$4,070,000</b>	<b>\$1,695,000</b>	<b>\$0</b>	<b>\$0</b>	<b>\$0</b>	<b>\$0</b>
Total Local:	\$4,424,000	\$4,070,000	\$354,000	\$0	\$0	\$0	\$0

## Project Description

Because of a very deteriorated pavement condition and heavy vehicular use, Ellis Hollow Road requires pavement, shoulder, and drainage reconstruction to accommodate its multi-modal users between Pine Tree Road and Thomas Road.

The cost of the project has increased since its inception in 2000, so construction is being done in phases. Phase 1 built from Thomas Road to approximately 1000 feet west of Genung Road in 2010-11. Proposed funding from Cornell's Community Transportation Initiative was to have supplemented construction of Phase 2, but its inavailability forced the shortening of phase 2 to east of Dodge Road instead of completion to Game Farm Road. In 2013, the County was granted federal funding for rehabilitation from Game Farm Road to Pine Tree Road, a third phase of this project. Reconstruction from Dodge Road to Game Farm Road is now proposed to be concurrent with the phase 3/federal aid work. Support from Cornell University is included in the Phase 3 estimate. If that support is not provided, there will not be adequate funding to improve the segment of road between Game Farm Road and Dodge Road.

# Tompkins County Project Approval Request Form

Project Name: Freese Road Bridge

## Project Summary

### General

**Start Year:** 2018  
**Completion Year:** 2019  
**Program Committee:** Facilities and Infrastructure  
**Department:** Highway Division  
**Jurisdiction:** Town of Dryden

### Administrative

**Program Manager:** Jeffrey Smith  
**Project Manager:** Carl Martel  
**Project Type:** Bridge  
**RFP or Bid Proposal necessary?:** Yes

### Environmental

**Other Involved Agencies/Municipalities:**  
 Town of Dryden  
**Anticipated SEQR Review Level:**  
 Neg Dec  
**SEQR Type:** UNLISTED

### Financial Source

Local Share	\$2,152,000
Town of Dryden	\$538,000
<hr/>	
<b>Total:</b>	<b>\$2,690,000</b>

## Financial Information - Uses

	<u>Total</u>	<u>Previous Years</u>	<u>2016</u>	<u>2017</u>	<u>2018</u>	<u>2019</u>	<u>2020</u>
Planning	\$0	\$0	\$0	\$0	\$0	\$0	\$0
Land:	\$60,000	\$0	\$0	\$0	\$60,000	\$0	\$0
Design:	\$320,000	\$0	\$0	\$0	\$320,000	\$0	\$0
Construction:	\$2,100,000	\$0	\$0	\$0	\$0	\$2,100,000	\$0
Equipment:	\$0	\$0	\$0	\$0	\$0	\$0	\$0
Other:	<u>\$210,000</u>	<u>\$0</u>	<u>\$0</u>	<u>\$0</u>	<u>\$0</u>	<u>\$210,000</u>	<u>\$0</u>
<b>Total:</b>	<b>\$2,690,000</b>	<b>\$0</b>	<b>\$0</b>	<b>\$0</b>	<b>\$380,000</b>	<b>\$2,310,000</b>	<b>\$0</b>
Total Local:	\$2,152,000	\$0	\$0	\$0	\$304,000	\$1,848,000	\$0

## Project Description

Design and construction of a two-lane replacement for a 95-year old, one-lane, 15-ton posted, deteriorated metal truss bridge in the Town of Dryden. NYSDOT has deemed the bridge eligible for National historic registration and historic preservation interests will be considered in the project. The project would be 20% funded by the Town of Dryden.

# Tompkins County Project Approval Request Form

Project Name: Malloryville Road Bridge

## Project Summary

### General

**Start Year:** 2014  
**Completion Year:** 2016  
**Program Committee:** Facilities and Infrastructure  
**Department:** Highway Division  
**Jurisdiction:** Town of Dryden

### Administrative

**Program Manager:** Jeffrey Smith  
**Project Manager:** Carl Martel  
**Project Type:** Bridge  
**RFP or Bid Proposal necessary?:** Yes

### Environmental

**Other Involved Agencies/Municipalities:**  
 Town of Dryden  
**Anticipated SEQR Review Level:**  
 Neg Dec  
**SEQR Type:** UNLISTED

### Financial Source

Local Share	\$1,400,000
Town of Dryden	\$350,000

---

**Total:** **\$1,750,000**

## Financial Information - Uses

	<u>Total</u>	<u>Previous Years</u>	<u>2016</u>	<u>2017</u>	<u>2018</u>	<u>2019</u>	<u>2020</u>
Planning	\$0	\$0	\$0	\$0	\$0	\$0	\$0
Land:	\$15,000	\$15,000	\$0	\$0	\$0	\$0	\$0
Design:	\$175,000	\$175,000	\$0	\$0	\$0	\$0	\$0
Construction:	\$1,420,000	\$0	\$1,420,000	\$0	\$0	\$0	\$0
Equipment:	\$0	\$0	\$0	\$0	\$0	\$0	\$0
Other:	<u>\$140,000</u>	<u>\$0</u>	<u>\$140,000</u>	<u>\$0</u>	<u>\$0</u>	<u>\$0</u>	<u>\$0</u>
<b>Total:</b>	<b>\$1,750,000</b>	<b>\$190,000</b>	<b>\$1,560,000</b>	<b>\$0</b>	<b>\$0</b>	<b>\$0</b>	<b>\$0</b>
Total Local:	\$1,400,000	\$152,000	\$1,248,000	\$0	\$0	\$0	\$0

## Project Description

Design and construction of a replacement for a 100-year old, one-lane, 10-ton posted, deteriorated metal truss bridge in the Town of Dryden. Since NYSDOT has deemed the bridge eligible for National historic registration, Historic preservation interests will be considered in the project. The project would be 20% funded by the Town of Dryden.

# Tompkins County Project Approval Request Form

Project Name: Road Maintenance Program

## Project Summary

### General

**Start Year:** 2014  
**Completion Year:** 2019  
**Program Committee:** Facilities and Infrastructure  
**Department:** Highway Division  
**Jurisdiction:** Tompkins County

### Administrative

**Program Manager:** Jeffrey Smith  
**Project Manager:** Jeffrey Smith  
**Project Type:** Road  
**RFP or Bid Proposal necessary?:** No

### Environmental

**Other Involved Agencies/Municipalities:**  
 Tompkins County  
**Anticipated SEQR Review Level:**  
  
**SEQR Type:** TYPEII

### Financial Source

Local Share	\$9,600,000
<hr/>	
<b>Total:</b>	<b>\$9,600,000</b>

## Financial Information - Uses

	<u>Total</u>	<u>Previous Years</u>	<u>2016</u>	<u>2017</u>	<u>2018</u>	<u>2019</u>	<u>2020</u>
Planning	\$0	\$0	\$0	\$0	\$0	\$0	\$0
Land:	\$0	\$0	\$0	\$0	\$0	\$0	\$0
Design:	\$0	\$0	\$0	\$0	\$0	\$0	\$0
Construction:	\$9,600,000	\$2,400,000	\$1,200,000	\$1,200,000	\$1,200,000	\$1,800,000	\$1,800,000
Equipment:	\$0	\$0	\$0	\$0	\$0	\$0	\$0
Other:	\$0	\$0	\$0	\$0	\$0	\$0	\$0
<b>Total:</b>	<b>\$9,600,000</b>	<b>\$2,400,000</b>	<b>\$1,200,000</b>	<b>\$1,200,000</b>	<b>\$1,200,000</b>	<b>\$1,800,000</b>	<b>\$1,800,000</b>
Total Local:	\$9,600,000	\$2,400,000	\$1,200,000	\$1,200,000	\$1,200,000	\$1,800,000	\$1,800,000

## Project Description

This project supports a ten-year highway rehabilitation, reconstruction, and maintenance plan. A subsequent 5-year 'round' of funding is projected.

# Tompkins County Project Approval Request Form

Project Name: South George Road Bridge Reconstruction

## Project Summary

### General

**Start Year:** 2017  
**Completion Year:** 2018  
*Program Committee:* Facilities and Infrastructure  
*Department:* Highway Division  
*Jurisdiction:* Town of Dryden

### Administrative

*Program Manager:* Jeffrey Smith  
*Project Manager:* Carl Martel  
*Project Type:* Bridge  
*RFP or Bid Proposal necessary?:* Yes

### Environmental

Other Involved Agencies/Municipalities:  
 Town of Dryden  
 Anticipated SEQR Review Level:  
 EAF Short  
 SEQR Type: TYPEII

### Financial Source

Local Share	\$480,000
Town of Dryden	\$120,000

<b>Total:</b>	<b>\$600,000</b>
---------------	------------------

## Financial Information - Uses

	<u>Total</u>	<u>Previous Years</u>	<u>2016</u>	<u>2017</u>	<u>2018</u>	<u>2019</u>	<u>2020</u>
Planning	\$15,000	\$0	\$0	\$15,000	\$0	\$0	\$0
Land:	\$5,000	\$0	\$0	\$5,000	\$0	\$0	\$0
Design:	\$55,000	\$0	\$0	\$55,000	\$0	\$0	\$0
Construction:	\$475,000	\$0	\$0	\$0	\$475,000	\$0	\$0
Equipment:	\$0	\$0	\$0	\$0	\$0	\$0	\$0
Other:	<u>\$50,000</u>	<u>\$0</u>	<u>\$0</u>	<u>\$0</u>	<u>\$50,000</u>	<u>\$0</u>	<u>\$0</u>
<b>Total:</b>	<b>\$600,000</b>	<b>\$0</b>	<b>\$0</b>	<b>\$75,000</b>	<b>\$525,000</b>	<b>\$0</b>	<b>\$0</b>
Total Local:	\$480,000	\$0	\$0	\$60,000	\$420,000	\$0	\$0

## Project Description

Design and construction of a replacement for a structurally deficient and functionally obsolete wooden trestle bridge of 80-foot span in the Town of Dryden. Existing abutments were built in 1980s and would be re-used. The project would be 20% funded by the Town of Dryden.

# Tompkins County Project Approval Request Form

Project Name: Aquifer Study Program

## Project Summary

### General

**Start Year:** 2003  
**Completion Year:** 2023  
**Program Committee:** Planning, Development, and Environmental Quality  
**Department:** Planning Department  
**Jurisdiction:**

### Administrative

**Program Manager:** Joan Jurkowich  
**Project Manager:** Ed Marx  
**Project Type:** Other  
**RFP or Bid Proposal necessary?:** No

### Environmental

**Other Involved Agencies/Municipalities:**  
  
**Anticipated SEQR Review Level:**  
  
**SEQR Type:** TYPEII

### Financial Source

Local Share	\$1,545,100
USGS	\$1,324,400
Municipality/Others	\$1,545,100
<hr/>	
<b>Total:</b>	<b>\$4,414,600</b>

## Financial Information - Uses

	<u>Total</u>	<u>Previous Years</u>	<u>2016</u>	<u>2017</u>	<u>2018</u>	<u>2019</u>	<u>2020</u>
Planning	\$0	\$0	\$0	\$0	\$0	\$0	\$0
Land:	\$0	\$0	\$0	\$0	\$0	\$0	\$0
Design:	\$0	\$0	\$0	\$0	\$0	\$0	\$0
Construction:	\$0	\$0	\$0	\$0	\$0	\$0	\$0
Equipment:	\$0	\$0	\$0	\$0	\$0	\$0	\$0
Other:	<u>\$3,895,251</u>	<u>\$2,791,601</u>	<u>\$220,730</u>	<u>\$220,730</u>	<u>\$220,730</u>	<u>\$220,730</u>	<u>\$220,730</u>
<b>Total:</b>	<b>\$3,895,251</b>	<b>\$2,791,601</b>	<b>\$220,730</b>	<b>\$220,730</b>	<b>\$220,730</b>	<b>\$220,730</b>	<b>\$220,730</b>
Total Local:	\$1,363,335	\$977,060	\$77,255	\$77,255	\$77,255	\$77,255	\$77,255

## Project Description

In partnership with the United States Geological Survey, Tompkins County initiated an aquifer study program to help protect Tompkins County's groundwater resources and drinking water supplies. County funds from this program leverage Federal funds to conduct consecutive studies of individual aquifers in the County. Participating municipalities also provide a portion of the necessary funding. The products of the studies are unique to each aquifer and generally include investigation of surface water and groundwater interaction, groundwater movement, and vulnerability of the respective groundwater resources.



# Tompkins County Project Approval Request Form

Project Name: Tompkins County Jail Camera Replacement

## Project Summary

### General

**Start Year:** 2016  
**Completion Year:** 2016  
**Program Committee:** Public Safety  
**Department:** Sheriff's Office  
**Jurisdiction:** Village of Lansing

### Administrative

**Program Manager:** Sheriff Ken Lansing  
**Project Manager:** Captain Bunce  
**Project Type:** Equipment  
**RFP or Bid Proposal necessary?:** Yes

### Environmental

**Other Involved Agencies/Municipalities:**  
 Village of Lansing  
**Anticipated SEQR Review Level:**  
  
**SEQR Type:**

### Financial Source

Local Share	\$103,741
<b>Total:</b> <span style="float: right;"><b>\$103,741</b></span>	

## Financial Information - Uses

	<u>Total</u>	<u>Previous Years</u>	<u>2016</u>	<u>2017</u>	<u>2018</u>	<u>2019</u>	<u>2020</u>
Planning	\$0	\$0	\$0	\$0	\$0	\$0	\$0
Land:	\$0	\$0	\$0	\$0	\$0	\$0	\$0
Design:	\$0	\$0	\$0	\$0	\$0	\$0	\$0
Construction:	\$0	\$0	\$0	\$0	\$0	\$0	\$0
Equipment:	\$80,000	\$0	\$80,000	\$0	\$0	\$0	\$0
Other:	<u>\$25,000</u>	<u>\$0</u>	<u>\$25,000</u>	<u>\$0</u>	<u>\$0</u>	<u>\$0</u>	<u>\$0</u>
<b>Total:</b>	<b>\$105,000</b>	<b>\$0</b>	<b>\$105,000</b>	<b>\$0</b>	<b>\$0</b>	<b>\$0</b>	<b>\$0</b>
Total Local:	\$105,000	\$0	\$105,000	\$0	\$0	\$0	\$0

## Project Description

The Tompkins County Corrections Division, due to a massive system failure, replaced its previous jail camera system with an updated system on the recommendation of County IT and County Facilities. The new system, Salient, was implemented by Westfire Systems, Inc in May of 2014. The system is designed to incorporate IP cameras, with limited backward capabilities for analog cameras. The existing analog cameras are dated, no longer supported, black/white, and have limited image quality. There are approximately 50 cameras that canvas the Public Safety Building, of which only 2 have been replaced through immediate needs based on failures. These new IP cameras provide optimum security benefits to operation of the County Jail and the safety of its employees.

Tompkins County Capital Program  
Project Approval Request (PAR) Forms  
Enterprise Funds  
(No Impact on Property Taxes)

# Tompkins County Project Approval Request Form

Project Name: Terminal Security Improvements and Baggage Make-Up Expansion

## Project Summary

### General

**Start Year:** 2015  
**Completion Year:** 2016  
**Program Committee:** Governmental Operations  
**Department:** Airport  
**Jurisdiction:**

### Administrative

**Program Manager:** Michael S. Hall  
**Project Manager:** Tony Rudy  
**Project Type:** Other  
**RFP or Bid Proposal necessary?:** Yes

### Environmental

**Other Involved Agencies/Municipalities:**  
  
**Anticipated SEQR Review Level:**  
 Neg Dec  
**SEQR Type:** TYPEII

### Financial Source

Local Share	
PFC's	\$3,271,000
Other (Grants etc.)	\$3,000,000
<hr/>	
<b>Total:</b>	<b>\$6,271,000</b>

## Financial Information - Uses

	<u>Total</u>	<u>Previous Years</u>	<u>2016</u>	<u>2017</u>	<u>2018</u>	<u>2019</u>	<u>2020</u>
Planning	\$0	\$0	\$0	\$0	\$0	\$0	\$0
Land:	\$0	\$0	\$0	\$0	\$0	\$0	\$0
Design:	\$471,000	\$471,000	\$0	\$0	\$0	\$0	\$0
Construction:	\$5,220,000	\$0	\$5,220,000	\$0	\$0	\$0	\$0
Equipment:	\$0	\$0	\$0	\$0	\$0	\$0	\$0
Other:	<u>\$580,000</u>	<u>\$0</u>	<u>\$580,000</u>	<u>\$0</u>	<u>\$0</u>	<u>\$0</u>	<u>\$0</u>
<b>Total:</b>	<b>\$6,271,000</b>	<b>\$471,000</b>	<b>\$5,800,000</b>	<b>\$0</b>	<b>\$0</b>	<b>\$0</b>	<b>\$0</b>
<hr/>							
Total Local:	\$0	\$0	\$0	\$0	\$0	\$0	\$0

## Project Description

Baggage Make-Up area expansion to accommodate new TSA Equipment and relocating TSA employees from airline space to their own space. Expanding departure lounge to compensate loss of space due to TSA Offices relocating to this location. Funding for this project will be via PFC's subject to approval.

# Tompkins County Project Approval Request Form

Project Name: Runway Overlay Design & Construction

## Project Summary

### General

Start Year: 2014  
 Completion Year: 2016  
 Program Committee: Governmental Operations  
 Department: Airport  
 Jurisdiction:

### Administrative

Program Manager: Michael S. Hall  
 Project Manager: Tony Rudy  
 Project Type: Other  
 RFP or Bid Proposal necessary?: Yes

### Environmental

Other Involved Agencies/Municipalities:  
  
 Anticipated SEQR Review Level:  
 Neg Dec  
 SEQR Type: TYPEII

### Financial Source

Local Share	
FAA	\$5,072,400
NYS DOT	\$281,800
Airport	\$281,800
<b>Total:</b>	<b>\$5,636,000</b>

## Financial Information - Uses

	<u>Total</u>	<u>Previous Years</u>	<u>2016</u>	<u>2017</u>	<u>2018</u>	<u>2019</u>	<u>2020</u>
Planning	\$0	\$0	\$0	\$0	\$0	\$0	\$0
Land:	\$0	\$0	\$0	\$0	\$0	\$0	\$0
Design:	\$400,000	\$400,000	\$0	\$0	\$0	\$0	\$0
Construction:	\$5,072,400	\$0	\$5,072,400	\$0	\$0	\$0	\$0
Equipment:	\$0	\$0	\$0	\$0	\$0	\$0	\$0
Other:	<u>\$563,600</u>	<u>\$0</u>	<u>\$563,600</u>	<u>\$0</u>	<u>\$0</u>	<u>\$0</u>	<u>\$0</u>
<b>Total:</b>	<b>\$6,036,000</b>	<b>\$400,000</b>	<b>\$5,636,000</b>	<b>\$0</b>	<b>\$0</b>	<b>\$0</b>	<b>\$0</b>
Total Local:	\$0	\$0	\$0	\$0	\$0	\$0	\$0

## Project Description

Complete Overlay of the Runway Surface - this was last completed in 1993.

# Tompkins County Project Approval Request Form

Project Name: Prepare Airport Land Parcels for Future Development

## Project Summary

### General

Start Year: 2016  
 Completion Year: Unknown  
 Program Committee: Governmental Operations  
 Department: Airport  
 Jurisdiction:

### Administrative

Program Manager: Michael S. Hall  
 Project Manager: Tony Rudy  
 Project Type: Other  
 RFP or Bid Proposal necessary?: Yes

### Environmental

Other Involved Agencies/Municipalities:  
  
 Anticipated SEQR Review Level:  
 EAF Short  
 SEQR Type: UNLISTED

### Financial Source

Local Share	
Other	\$500,000
<hr/>	
<b>Total:</b>	<b>\$500,000</b>

## Financial Information - Uses

	<u>Total</u>	<u>Previous Years</u>	<u>2016</u>	<u>2017</u>	<u>2018</u>	<u>2019</u>	<u>2020</u>
Planning	\$0	\$0	\$0	\$0	\$0	\$0	\$0
Land:	\$0	\$0	\$0	\$0	\$0	\$0	\$0
Design:	\$0	\$0	\$0	\$0	\$0	\$0	\$0
Construction:	\$0	\$0	\$0	\$0	\$0	\$0	\$0
Equipment:	\$0	\$0	\$0	\$0	\$0	\$0	\$0
Other:	\$500,000	\$0	\$500,000	\$0	\$0	\$0	\$0
<b>Total:</b>	<b>\$500,000</b>	<b>\$0</b>	<b>\$500,000</b>	<b>\$0</b>	<b>\$0</b>	<b>\$0</b>	<b>\$0</b>
<hr/>							
Total Local:	\$0	\$0	\$0	\$0	\$0	\$0	\$0

## Project Description

Tree removal and land preparation to allow for Cherry Road and Agway parcels to be developed to provide airport with ongoing additional revenue (leasing land for suitable use). Project is dependant on outside developer providing the funding.

# Tompkins County Project Approval Request Form

Project Name: Parallel Taxiway Rehabilitation

## Project Summary

### General

**Start Year:** 2016  
**Completion Year:** 2017  
**Program Committee:** Governmental Operations  
**Department:** Airport  
**Jurisdiction:**

### Administrative

**Program Manager:** Michael S. Hall  
**Project Manager:** Tony Rudy  
**Project Type:** Other  
**RFP or Bid Proposal necessary?:** Yes

### Environmental

**Other Involved Agencies/Municipalities:**  
  
**Anticipated SEQR Review Level:**  
 Neg Dec  
**SEQR Type:** TYPEII

### Financial Source

Local Share	\$1,620,000
FAA	\$90,000
NYS DOT	\$90,000
Airport	\$90,000
<hr/>	
<b>Total:</b>	<b>\$1,800,000</b>

## Financial Information - Uses

	<u>Total</u>	<u>Previous Years</u>	<u>2016</u>	<u>2017</u>	<u>2018</u>	<u>2019</u>	<u>2020</u>
Planning	\$0	\$0	\$0	\$0	\$0	\$0	\$0
Land:	\$0	\$0	\$0	\$0	\$0	\$0	\$0
Design:	\$200,000	\$0	\$200,000	\$0	\$0	\$0	\$0
Construction:	\$1,400,000	\$0	\$0	\$1,400,000	\$0	\$0	\$0
Equipment:	\$0	\$0	\$0	\$0	\$0	\$0	\$0
Other:	<u>\$200,000</u>	<u>\$0</u>	<u>\$0</u>	<u>\$200,000</u>	<u>\$0</u>	<u>\$0</u>	<u>\$0</u>
<b>Total:</b>	<b>\$1,800,000</b>	<b>\$0</b>	<b>\$200,000</b>	<b>\$1,600,000</b>	<b>\$0</b>	<b>\$0</b>	<b>\$0</b>
<hr/>							
Total Local:	\$0	\$0	\$0	\$0	\$0	\$0	\$0

## Project Description

Complete rehabilitation of the Parallel Taxiway - broken into three phases for funding reasons.

# Tompkins County Project Approval Request Form

Project Name: Install LED Airfield and Taxiway Lighting - Design and Construction

## Project Summary

### General

Start Year: 2017  
 Completion Year: 2018  
 Program Committee: Governmental Operations  
 Department: Airport  
 Jurisdiction:

### Administrative

Program Manager: Michael S. Hall  
 Project Manager: Tony Rudy  
 Project Type: Other  
 RFP or Bid Proposal necessary?: Yes

### Environmental

Other Involved Agencies/Municipalities:  
  
 Anticipated SEQR Review Level:  
 Neg Dec  
 SEQR Type: TYPEII

### Financial Source

Local Share	
FAA	\$945,000
NYS DOT	\$52,500
Airport	\$52,500
<hr/>	
<b>Total:</b>	<b>\$1,050,000</b>

## Financial Information - Uses

	<u>Total</u>	<u>Previous Years</u>	<u>2016</u>	<u>2017</u>	<u>2018</u>	<u>2019</u>	<u>2020</u>
Planning	\$0	\$0	\$0	\$0	\$0	\$0	\$0
Land:	\$0	\$0	\$0	\$0	\$0	\$0	\$0
Design:	\$150,000	\$0	\$0	\$150,000	\$0	\$0	\$0
Construction:	\$800,000	\$0	\$0	\$0	\$800,000	\$0	\$0
Equipment:	\$0	\$0	\$0	\$0	\$0	\$0	\$0
Other:	<u>\$100,000</u>	<u>\$0</u>	<u>\$0</u>	<u>\$0</u>	<u>\$100,000</u>	<u>\$0</u>	<u>\$0</u>
<b>Total:</b>	<b>\$1,050,000</b>	<b>\$0</b>	<b>\$0</b>	<b>\$150,000</b>	<b>\$900,000</b>	<b>\$0</b>	<b>\$0</b>
<hr/>							
Total Local:	\$0	\$0	\$0	\$0	\$0	\$0	\$0

## Project Description

Replace all Taxiway Lighting with LED Lights.

# Tompkins County Project Approval Request Form

Project Name: General Aviation Apron Rehabilitation (Design & Construction)

## Project Summary

### General

Start Year: 2015  
 Completion Year: 2016  
 Program Committee: Governmental Operations  
 Department: Airport  
 Jurisdiction:

### Administrative

Program Manager: Michael S. Hall  
 Project Manager: Tony Rudy  
 Project Type: Other  
 RFP or Bid Proposal necessary?: Yes

### Environmental

Other Involved Agencies/Municipalities:  
  
 Anticipated SEQR Review Level:  
  
 SEQR Type:

### Financial Source

Local Share	
FAA	\$1,797,300
NYSDOT	\$99,850
Airport Funds (PFC's)	\$99,850
<hr/>	
<b>Total:</b>	<b>\$1,997,000</b>

## Financial Information - Uses

	<u>Total</u>	<u>Previous Years</u>	<u>2016</u>	<u>2017</u>	<u>2018</u>	<u>2019</u>	<u>2020</u>
Planning	\$0	\$0	\$0	\$0	\$0	\$0	\$0
Land:	\$0	\$0	\$0	\$0	\$0	\$0	\$0
Design:	\$175,000	\$175,000	\$0	\$0	\$0	\$0	\$0
Construction:	\$1,639,800	\$0	\$1,639,800	\$0	\$0	\$0	\$0
Equipment:	\$0	\$0	\$0	\$0	\$0	\$0	\$0
Other:	<u>\$182,200</u>	<u>\$0</u>	<u>\$182,200</u>	<u>\$0</u>	<u>\$0</u>	<u>\$0</u>	<u>\$0</u>
<b>Total:</b>	<b>\$1,997,000</b>	<b>\$175,000</b>	<b>\$1,822,000</b>	<b>\$0</b>	<b>\$0</b>	<b>\$0</b>	<b>\$0</b>
<hr/>							
Total Local:	\$0	\$0	\$0	\$0	\$0	\$0	\$0

## Project Description

Rehabilitate pavement area for General Aviation Aircraft Parking.



# Tompkins County Project Approval Request Form

Project Name: Expand Public and Rental Car Parking

## Project Summary

### General

Start Year: 2016  
 Completion Year: 2016  
 Program Committee: Governmental Operations  
 Department: Airport  
 Jurisdiction:

### Administrative

Program Manager: Michael S. Hall  
 Project Manager: Tony Rudy  
 Project Type: Other  
 RFP or Bid Proposal necessary?: Yes

### Environmental

Other Involved Agencies/Municipalities:  
  
 Anticipated SEQR Review Level:  
 Neg Dec  
 SEQR Type: TYPEII

### Financial Source

Local Share  
 Airport and Rental Car Companies \$150,000  
  


---

**Total: \$150,000**

## Financial Information - Uses

	<u>Total</u>	<u>Previous Years</u>	<u>2016</u>	<u>2017</u>	<u>2018</u>	<u>2019</u>	<u>2020</u>
Planning	\$0	\$0	\$0	\$0	\$0	\$0	\$0
Land:	\$0	\$0	\$0	\$0	\$0	\$0	\$0
Design:	\$15,000	\$0	\$15,000	\$0	\$0	\$0	\$0
Construction:	\$120,000	\$0	\$120,000	\$0	\$0	\$0	\$0
Equipment:	\$0	\$0	\$0	\$0	\$0	\$0	\$0
Other:	\$15,000	\$0	\$15,000	\$0	\$0	\$0	\$0
<b>Total:</b>	<b>\$150,000</b>	<b>\$0</b>	<b>\$150,000</b>	<b>\$0</b>	<b>\$0</b>	<b>\$0</b>	<b>\$0</b>
Total Local:	\$0	\$0	\$0	\$0	\$0	\$0	\$0

## Project Description

Expand the public and rental car parking.

# Tompkins County Project Approval Request Form

Project Name: RSWC Facilities and Site Upgrade

## Project Summary

### General

**Start Year:** 2017  
**Completion Year:** 2020  
*Program Committee:* Facilities and Infrastructure  
*Department:* Solid Waste Management Division  
*Jurisdiction:* City of Ithaca

### Administrative

*Program Manager:* Barbara Eckstrom  
*Project Manager:* Barbara Eckstrom  
*Project Type:* Equipment  
*RFP or Bid Proposal necessary?:* Yes

### Environmental

Other Involved Agencies/Municipalities:  
 City of Ithaca  
 Anticipated SEQR Review Level:  
 N/A  
 SEQR Type: TYPEII

### Financial Source

Local Share	\$983,500
NYSDEC Capital Grant	\$983,500
Annual Solid Waste Fees	\$983,500
<hr/>	
<b>Total:</b>	<b>\$1,967,000</b>

## Financial Information - Uses

	<u>Total</u>	<u>Previous Years</u>	<u>2016</u>	<u>2017</u>	<u>2018</u>	<u>2019</u>	<u>2020</u>
Planning	\$73,000	\$36,500	\$0	\$17,500	\$19,000	\$0	\$0
Land:	\$0	\$0	\$0	\$0	\$0	\$0	\$0
Design:	\$209,000	\$99,500	\$0	\$52,500	\$57,000	\$0	\$0
Construction:	\$880,000	\$530,000	\$0	\$350,000	\$0	\$0	\$0
Equipment:	\$805,000	\$175,000	\$0	\$0	\$380,000	\$250,000	\$0
Other:	<u>\$0</u>	<u>\$0</u>	<u>\$0</u>	<u>\$0</u>	<u>\$0</u>	<u>\$0</u>	<u>\$0</u>
<b>Total:</b>	<b>\$1,967,000</b>	<b>\$841,000</b>	<b>\$0</b>	<b>\$420,000</b>	<b>\$456,000</b>	<b>\$250,000</b>	<b>\$0</b>
Total Local:	\$0	\$0	\$0	\$0	\$0	\$0	\$0

## Project Description

Asset management of County owned facilities & equipment.

This Page Intentionally Left Blank

# Airport

## Consolidated Departmental Budget

	2013 Actual	2014 Actual	2015 Modified	2016 Adopted
<b>Expenditures</b>				
Salary and Wages	682,780	730,368	738,861	777,939
Overtime	7,164	9,646	29,360	30,464
Premium Pay	26,090	25,683	18,280	22,160
Fringe Benefits	418,128	392,144	456,329	460,586
Automotive Equipment	4,940	3,947	4,306	90,000
Other Capital Equip	111,515	37,590	9,000	21,800
Highway Materials	18,294	27,208	23,550	27,900
Vehicle Fuel and Maint	40,082	40,037	42,000	37,000
Other Supplies	93,411	94,635	83,100	84,000
Travel Training	14,932	18,438	13,021	25,700
Professional Services	82,375	128,587	116,100	134,300
All Other Contr. Svcs	673,956	726,538	547,378	573,034
Program Expense	0	0	18,544	144,521
Maintenance	117,956	110,103	132,000	112,000
Utilities	201,326	215,025	226,775	216,000
Other	300,275	290,777	341,752	338,715
Other Finance	199,631	125,749	124,763	125,126
<b>Total Expenditures</b>	<b>2,992,855</b>	<b>2,976,475</b>	<b>2,925,119</b>	<b>3,221,245</b>
<b>Revenues</b>				
Local Revenues	1,301,961	1,213,859	1,410,334	1,579,601
Other Revenues	1,467,239	1,526,783	1,514,785	1,641,644
Interfund Transf & Rev	0	50,000	0	0
<b>Total Revenues</b>	<b>2,769,200</b>	<b>2,790,642</b>	<b>2,925,119</b>	<b>3,221,245</b>
<b>Department Net Local</b>	<b><u>223,655</u></b>	<b><u>185,833</u></b>	<b><u>0</u></b>	<b><u>0</u></b>

# Airport

## Full-Time Equivalents

	<u>2012</u> <u>Budget</u>	<u>2013</u> <u>Budget</u>	<u>2014</u> <u>Budget</u>	<u>2015</u> <u>Budget</u>	<u>2016</u> <u>Adopted</u>	<u>Difference</u>
Account Clerk Typist	0.50	0.00	1.00	1.00	1.00	0.00
Administrative Coordinator	1.00	1.00	1.00	1.00	1.00	0.00
Airport Firefighter/ Operations Technician	8.00	8.00	8.00	8.00	9.00	1.00
Airport Firefighter/ Operations Technician	1.00	1.00	1.00	1.00	0.00	-1.00
Airport Maintenance Supervisor	0.00	0.00	0.00	0.00	0.00	0.00
Airport Manager	1.00	1.00	1.00	1.00	1.00	0.00
Airport Operation Supervisor/ ARFF Chief	1.00	1.00	1.00	1.00	1.00	0.00
Airport Terminal Services Coordinator	1.00	1.00	1.00	1.00	1.00	0.00
Assistant Airport Manager	1.00	1.00	1.00	1.00	1.00	0.00
	<u>14.50</u>	<u>14.00</u>	<u>15.00</u>	<u>15.00</u>	<u>15.00</u>	<u>0.00</u>

# Airport

## 5610 - AIRPORT

	2013 Actual	2014 Actual	2015 Modified	2016 Adopted
<b>Expenditures</b>				
Salary and Wages	682,780	730,368	738,861	777,939
Overtime	7,164	9,646	29,360	30,464
Premium Pay	26,090	25,683	18,280	22,160
Fringe Benefits	10,077	10,400	456,329	460,586
Automotive Equipment	4,940	3,947	4,306	90,000
Other Capital Equip	111,515	37,590	9,000	21,800
Highway Materials	18,294	27,208	23,550	27,900
Vehicle Fuel and Maint	40,082	40,037	42,000	37,000
Other Supplies	93,411	94,635	83,100	84,000
Travel Training	14,932	18,438	13,021	25,700
Professional Services	82,375	128,587	116,100	134,300
All Other Contr. Svcs	673,956	726,538	547,378	573,034
Program Expense	0	0	18,544	144,521
Maintenance	117,956	110,103	132,000	112,000
Utilities	201,326	215,025	226,775	216,000
Other	300,275	290,777	341,752	338,715
Other Finance	199,631	125,749	124,763	125,126
<b>Total Expenditures</b>	<b>2,584,804</b>	<b>2,594,731</b>	<b>2,925,119</b>	<b>3,221,245</b>
<b>Revenues</b>				
Local Revenues	1,301,961	1,213,859	1,410,334	1,579,601
Other Revenues	1,467,239	1,526,783	1,514,785	1,641,644
Interfund Transf & Rev	0	50,000	0	0
<b>Total Revenues</b>	<b>2,769,200</b>	<b>2,790,642</b>	<b>2,925,119</b>	<b>3,221,245</b>
<b>Department Net Local</b>	<b><u><u>-184,396</u></u></b>	<b><u><u>-195,911</u></u></b>	<b><u><u>0</u></u></b>	<b><u><u>0</u></u></b>

## 9103 - AIRPORT FRINGE

	2013 Actual	2014 Actual	2015 Modified	2016 Adopted
<b>Expenditures</b>				
Fringe Benefits	408,051	381,744	0	0
<b>Total Expenditures</b>	<b>408,051</b>	<b>381,744</b>	<b>0</b>	<b>0</b>
<b>Department Net Local</b>	<b><u><u>408,051</u></u></b>	<b><u><u>381,744</u></u></b>	<b><u><u>0</u></u></b>	<b><u><u>0</u></u></b>

# Assessment Department

## Consolidated Departmental Budget

	2013 Actual	2014 Actual	2015 Modified	2016 Adopted
<b>Expenditures</b>				
Salary and Wages	590,410	627,568	654,001	640,259
Premium Pay	10,453	11,783	3,050	3,050
Fringe Benefits	304,120	349,084	371,233	334,800
Other Capital Equip	36,442	4,077	9,500	4,500
Vehicle Fuel and Maint	6,054	4,267	7,172	8,172
Other Supplies	8,766	6,740	11,247	9,881
Travel Training	4,514	6,805	7,500	7,500
Professional Services	982	2,096	0	0
All Other Contr. Svcs	8,542	8,245	14,372	14,722
Program Expense	2,030	2,280	2,250	2,250
Utilities	5,737	6,139	6,000	6,000
Other	16,018	19,380	14,350	13,435
<b>Total Expenditures</b>	<b>994,068</b>	<b>1,048,464</b>	<b>1,100,675</b>	<b>1,044,569</b>
<b>Revenues</b>				
Local Revenues	35,928	50,449	44,000	41,000
Interfund Transf & Rev	27,000	27,500	28,000	28,500
<b>Total Revenues</b>	<b>62,928</b>	<b>77,949</b>	<b>72,000</b>	<b>69,500</b>
<b>Department Net Local</b>	<b><u>931,140</u></b>	<b><u>970,515</u></b>	<b><u>1,028,675</u></b>	<b><u>975,069</u></b>

# Assessment Department

## Full-Time Equivalents

	2012 Budget	2013 Budget	2014 Budget	2015 Budget	2016 Adopted	Difference
Administrative Assistant Level 1	0.00	1.00	1.00	1.00	1.00	0.00
Assessment Account Specialist	1.00	1.00	1.00	1.00	1.00	0.00
Assistant Assessment Account Specialist	0.00	0.00	0.00	1.00	0.00	-1.00
Assistant Director of Assessment	1.00	1.00	1.00	1.00	1.00	0.00
Assistant Real Property Appraiser	0.00	0.00	0.00	0.00	1.00	1.00
Data Collector	1.00	0.00	0.00	0.00	0.00	0.00
Director of Assessment	1.00	1.00	1.00	1.00	1.00	0.00
GIS Technician	1.00	1.00	1.00	1.00	1.00	0.00
Real Property Appraiser	0.00	0.00	0.00	0.00	2.00	2.00
Real Property Systems Specialist	1.00	1.00	1.00	1.00	1.00	0.00
Senior Valuation Specialist	1.00	1.00	1.00	0.50	0.50	0.00
Valuation Specialist	3.00	3.00	3.50	4.00	2.00	-2.00
Valuation Support Specialist	0.00	1.00	1.00	1.00	0.00	-1.00
	<b>10.00</b>	<b>11.00</b>	<b>11.50</b>	<b>12.50</b>	<b>11.50</b>	<b>-1.00</b>



# Assessment Department

1355 - ASSESSMENT

	2013 Actual	2014 Actual	2015 Modified	2016 Adopted
<b>Expenditures</b>				
Salary and Wages	590,410	627,568	654,001	640,259
Premium Pay	10,453	11,783	3,050	3,050
Fringe Benefits	304,120	349,084	371,233	334,800
Other Capital Equip	36,442	4,077	9,500	4,500
Vehicle Fuel and Maint	6,054	4,267	7,172	8,172
Other Supplies	8,766	6,740	11,247	9,881
Travel Training	4,514	6,805	7,500	7,500
Professional Services	982	2,096	0	0
All Other Contr. Svcs	8,542	8,245	14,372	14,722
Program Expense	2,030	2,280	2,250	2,250
Utilities	5,737	6,139	6,000	6,000
Other	16,018	19,380	14,350	13,435
<b>Total Expenditures</b>	<b>994,068</b>	<b>1,048,464</b>	<b>1,100,675</b>	<b>1,044,569</b>
<b>Revenues</b>				
Local Revenues	35,928	50,449	44,000	41,000
Interfund Transf & Rev	27,000	27,500	28,000	28,500
<b>Total Revenues</b>	<b>62,928</b>	<b>77,949</b>	<b>72,000</b>	<b>69,500</b>
<b>Department Net Local</b>	<b><u>931,140</u></b>	<b><u>970,515</u></b>	<b><u>1,028,675</u></b>	<b><u>975,069</u></b>

# Assigned Counsel

## Consolidated Departmental Budget

	2013 Actual	2014 Actual	2015 Modified	2016 Adopted
<b>Expenditures</b>				
Salary and Wages	121,161	141,658	162,168	162,168
Premium Pay	850	863	850	850
Fringe Benefits	64,783	81,095	92,105	87,733
Other Capital Equip	5,138	11,320	8,775	3,670
Other Supplies	939	1,282	1,330	1,330
Travel Training	0	1,107	2,200	6,000
Professional Services	3,294	21,500	3,800	0
All Other Contr. Svcs	1,925,649	1,852,062	1,820,550	1,820,360
Utilities	698	823	1,351	1,350
Other	1,524	1,924	2,000	2,000
<b>Total Expenditures</b>	<b>2,124,036</b>	<b>2,113,634</b>	<b>2,095,129</b>	<b>2,085,461</b>
<b>Revenues</b>				
State Aid	283,959	276,047	76,774	321,018
Other Revenues	11,829	0	217,000	0
<b>Total Revenues</b>	<b>295,788</b>	<b>276,047</b>	<b>293,774</b>	<b>321,018</b>
<b>Department Net Local</b>	<b><u>1,828,248</u></b>	<b><u>1,837,587</u></b>	<b><u>1,801,355</u></b>	<b><u>1,764,443</u></b>

# Assigned Counsel

## Full-Time Equivalents

	<u>2012 Budget</u>	<u>2013 Budget</u>	<u>2014 Budget</u>	<u>2015 Budget</u>	<u>2016 Adopted</u>	<u>Difference</u>
Grants & Training Cor.	0.00	0.00	0.00	1.00	1.00	0.00
Program Coordinator	1.00	1.00	1.00	1.00	1.00	0.00
Secretary	1.00	1.00	1.00	1.00	1.00	0.00
Supervising Attorney	0.32	0.32	0.32	0.32	0.32	0.00
	<u>2.32</u>	<u>2.32</u>	<u>2.32</u>	<u>3.32</u>	<u>3.32</u>	<u>0.00</u>

# Assigned Counsel

1170 - PLNG. & COORD.(LEG.DEF.)

	2013 Actual	2014 Actual	2015 Modified	2016 Adopted
<b>Expenditures</b>				
Salary and Wages	121,161	141,658	162,168	162,168
Premium Pay	850	863	850	850
Fringe Benefits	64,783	81,095	92,105	87,733
Other Capital Equip	5,138	11,320	8,775	3,670
Other Supplies	939	1,282	1,330	1,330
Travel Training	0	1,107	2,200	6,000
Professional Services	3,294	21,500	3,800	0
All Other Contr. Svcs	2,642	529	550	360
Utilities	698	823	1,351	1,350
Other	1,524	1,924	2,000	2,000
<b>Total Expenditures</b>	<b>201,029</b>	<b>262,101</b>	<b>275,129</b>	<b>265,461</b>
<b>Revenues</b>				
State Aid	8,003	22,936	76,774	71,018
<b>Total Revenues</b>	<b>8,003</b>	<b>22,936</b>	<b>76,774</b>	<b>71,018</b>
<b>Department Net Local</b>	<b><u>193,026</u></b>	<b><u>239,165</u></b>	<b><u>198,355</u></b>	<b><u>194,443</u></b>

1171 - DEFENSE OF INDIG. ATTYS.

	2013 Actual	2014 Actual	2015 Modified	2016 Adopted
<b>Expenditures</b>				
Mandate - Asgn Coun	1,923,007	1,851,533	1,820,000	1,820,000
<b>Total Expenditures</b>	<b>1,923,007</b>	<b>1,851,533</b>	<b>1,820,000</b>	<b>1,820,000</b>
<b>Revenues</b>				
State Aid	275,956	253,111	0	250,000
Other Revenues	11,829	0	217,000	0
<b>Total Revenues</b>	<b>287,785</b>	<b>253,111</b>	<b>217,000</b>	<b>250,000</b>
<b>Department Net Local</b>	<b><u>1,635,222</u></b>	<b><u>1,598,422</u></b>	<b><u>1,603,000</u></b>	<b><u>1,570,000</u></b>

# Board of Elections

## Consolidated Departmental Budget

	2013 Actual	2014 Actual	2015 Modified	2016 Adopted
<b>Expenditures</b>				
Salary and Wages	365,038	365,179	375,935	418,054
Premium Pay	1,750	5,973	2,150	2,150
Fringe Benefits	194,750	211,185	213,618	227,330
Other Capital Equip	82,873	13,983	2,000	5,000
Vehicle Fuel and Maint	121	15	200	0
Other Supplies	38,100	37,587	54,550	127,250
Travel Training	4,199	4,715	5,656	5,000
All Other Contr. Svcs	25,906	111,285	26,000	27,695
Program Expense	92,519	102,898	90,500	158,870
Utilities	1,072	1,015	1,200	3,720
Rent	0	0	400	0
Other	25,497	27,770	25,890	32,140
<b>Total Expenditures</b>	<b>831,825</b>	<b>881,605</b>	<b>798,099</b>	<b>1,007,209</b>
<b>Revenues</b>				
State Aid	106,947	123,021	3,000	24,500
Other Revenues	45,058	101,150	89,400	161,720
<b>Total Revenues</b>	<b>152,005</b>	<b>224,171</b>	<b>92,400</b>	<b>186,220</b>
<b>Department Net Local</b>	<b>679,820</b>	<b>657,434</b>	<b>705,699</b>	<b>820,989</b>

# Board of Elections

## Full-Time Equivalents

	<u>2012 Budget</u>	<u>2013 Budget</u>	<u>2014 Budget</u>	<u>2015 Budget</u>	<u>2016 Adopted</u>	<u>Difference</u>
Comissioner of Elections	2.00	2.00	2.00	2.00	2.00	0.00
Deputy Commissioner of Elections	2.00	2.00	2.00	2.00	2.00	0.00
Senior Elections Clerk	2.00	2.00	2.00	2.00	2.00	0.00
Senior Voting Technicians	2.00	1.00	1.00	1.00	2.00	1.00
Voting Machine Technicians	0.10	0.10	0.07	0.07	0.15	0.08
	<u>8.10</u>	<u>7.10</u>	<u>7.07</u>	<u>7.07</u>	<u>8.15</u>	<u>1.08</u>

# Board of Elections

## 1450 - BOARD OF ELECTIONS

	2013 Actual	2014 Actual	2015 Modified	2016 Adopted
<b>Expenditures</b>				
Salary and Wages	365,038	365,179	375,935	418,054
Premium Pay	1,750	5,973	2,150	2,150
Fringe Benefits	194,750	211,185	213,618	227,330
Other Capital Equip	5,997	4,715	0	0
Vehicle Fuel and Maint	121	15	200	0
Other Supplies	2,271	1,834	1,850	2,250
Travel Training	4,199	4,715	5,656	5,000
All Other Contr. Svcs	25,906	25,906	26,000	27,695
Program Expense	92,024	87,885	89,500	148,870
Rent	0	0	400	0
Other	898	1,040	890	1,140
<b>Total Expenditures</b>	<b>692,954</b>	<b>708,447</b>	<b>716,199</b>	<b>832,489</b>
<b>Revenues</b>				
State Aid	0	5,102	0	0
Other Revenues	13,001	11,505	10,500	11,500
<b>Total Revenues</b>	<b>13,001</b>	<b>16,607</b>	<b>10,500</b>	<b>11,500</b>
<b>Department Net Local</b>	<b><u>679,953</u></b>	<b><u>691,840</u></b>	<b><u>705,699</u></b>	<b><u>820,989</u></b>

# Board of Elections

## 1451 - ELECTIONS EXPENSE

	2013 Actual	2014 Actual	2015 Modified	2016 Adopted
<b>Expenditures</b>				
Other Capital Equip	1,490	0	0	0
Other Supplies	35,829	34,428	52,700	115,500
Program Expense	495	0	0	0
Utilities	1,072	1,015	1,200	3,720
Other	24,599	26,730	25,000	31,000
<b>Total Expenditures</b>	<b>63,485</b>	<b>62,173</b>	<b>78,900</b>	<b>150,220</b>
<b>Revenues</b>				
Other Revenues	32,057	89,645	78,900	150,220
<b>Total Revenues</b>	<b>32,057</b>	<b>89,645</b>	<b>78,900</b>	<b>150,220</b>
<b>Department Net Local</b>	<b><u>31,428</u></b>	<b><u>-27,472</u></b>	<b><u>0</u></b>	<b><u>0</u></b>

## 1452 - ELECTIONS GRANT

	2013 Actual	2014 Actual	2015 Modified	2016 Adopted
<b>Expenditures</b>				
Other Capital Equip	75,386	9,268	2,000	5,000
Other Supplies	0	1,325	0	9,500
All Other Contr. Svcs	0	85,379	0	0
Program Expense	0	15,013	1,000	10,000
<b>Total Expenditures</b>	<b>75,386</b>	<b>110,985</b>	<b>3,000</b>	<b>24,500</b>
<b>Revenues</b>				
State Aid	106,947	117,919	3,000	24,500
<b>Total Revenues</b>	<b>106,947</b>	<b>117,919</b>	<b>3,000</b>	<b>24,500</b>
<b>Department Net Local</b>	<b><u>-31,561</u></b>	<b><u>-6,934</u></b>	<b><u>0</u></b>	<b><u>0</u></b>



# Capital Program

## Consolidated Departmental Budget

	2013 Actual	2014 Actual	2015 Modified	2016 Adopted
<b>Expenditures</b>				
Program Expense	5,149,783	5,199,607	5,424,951	5,655,928
<b>Total Expenditures</b>	<b>5,149,783</b>	<b>5,199,607</b>	<b>5,424,951</b>	<b>5,655,928</b>
<b>Revenues</b>				
<b>Total Revenues</b>	<b>0</b>	<b>0</b>	<b>0</b>	<b>0</b>
<b>Department Net Local</b>	<u><u>5,149,783</u></u>	<u><u>5,199,607</u></u>	<u><u>5,424,951</u></u>	<u><u>5,655,928</u></u>

# Capital Program

## 9576 - CONTRIB. TO CONSTRUCTION

	2013 Actual	2014 Actual	2015 Modified	2016 Adopted
<b>Expenditures</b>				
Program Expense	644,668	490,018	0	0
<b>Total Expenditures</b>	<b>644,668</b>	<b>490,018</b>	<b>0</b>	<b>0</b>
<b>Department Net Local</b>	<b>644,668</b>	<b>490,018</b>	<b>0</b>	<b>0</b>

## 9961 - CONTRIB. TO DEBT SERVICE

	2013 Actual	2014 Actual	2015 Modified	2016 Adopted
<b>Expenditures</b>				
Program Expense	4,505,115	4,709,589	5,424,951	5,655,928
<b>Total Expenditures</b>	<b>4,505,115</b>	<b>4,709,589</b>	<b>5,424,951</b>	<b>5,655,928</b>
<b>Department Net Local</b>	<b>4,505,115</b>	<b>4,709,589</b>	<b>5,424,951</b>	<b>5,655,928</b>

# Contingent Fund

## Consolidated Departmental Budget

	2013 Actual	2014 Actual	2015 Modified	2016 Adopted
<b>Expenditures</b>				
Program Expense	0	0	670,540	977,000
<b>Total Expenditures</b>	<b>0</b>	<b>0</b>	<b>670,540</b>	<b>977,000</b>
<b>Department Net Local</b>	<u><u>0</u></u>	<u><u>0</u></u>	<u><u>670,540</u></u>	<u><u>977,000</u></u>

# Contingent Fund

## 1990 - CONTINGENT FUND

	2013 Actual	2014 Actual	2015 Modified	2016 Adopted
<b>Expenditures</b>				
Program Expense	0	0	670,540	977,000
<b>Total Expenditures</b>	<b>0</b>	<b>0</b>	<b>670,540</b>	<b>977,000</b>
<b>Department Net Local</b>	<u><u>0</u></u>	<u><u>0</u></u>	<u><u>670,540</u></u>	<u><u>977,000</u></u>

# County Administration

## Consolidated Departmental Budget

	2013 Actual	2014 Actual	2015 Modified	2016 Adopted
<b>Expenditures</b>				
Salary and Wages	541,768	510,800	534,071	522,490
Premium Pay	2,225	550	1,000	1,850
Fringe Benefits	288,844	290,958	302,060	283,666
Automotive Equipment	29,374	0	0	0
Other Capital Equip	25,751	27,380	51,490	50,175
Other Supplies	31,535	29,116	24,695	25,840
Travel Training	8,381	928	18,075	5,075
Professional Services	90,260	83,609	99,743	129,018
All Other Contr. Svcs	3,165	3,289	3,305	14,530
Program Expense	20,965	45,845	37,095	4,450
Utilities	1,473	1,412	1,760	1,465
Other	1,416	3,137	4,590	4,430
<b>Total Expenditures</b>	<b>1,045,157</b>	<b>997,024</b>	<b>1,077,884</b>	<b>1,042,989</b>
<b>Revenues</b>				
State Aid	18,371	13,269	13,973	0
Local Revenues	0	12,500	12,500	54,686
Other Revenues	234,960	177,551	325,106	256,425
Interfund Transf & Rev	12,500	0	0	0
<b>Total Revenues</b>	<b>265,831</b>	<b>203,320</b>	<b>351,579</b>	<b>311,111</b>
<b>Department Net Local</b>	<b><u><u>779,326</u></u></b>	<b><u><u>793,704</u></u></b>	<b><u><u>726,305</u></u></b>	<b><u><u>731,878</u></u></b>

# County Administration

## Full-Time Equivalents

	2012 Budget	2013 Budget	2014 Budget	2015 Budget	2016 Adopted	Difference
Administrative Services Coordinator	1.00	1.00	1.00	1.00	1.00	0.00
Contracts Coordinator	1.00	1.00	1.00	1.00	1.00	0.00
County Administrator	1.00	1.00	1.00	1.00	1.00	0.00
Deputy County Administrator	1.00	1.00	1.00	1.00	1.00	0.00
Executive Assistant to County Administrator	1.00	1.00	1.00	1.00	1.00	0.00
Program Analyst	0.00	0.46	0.54	0.00	0.00	0.00
Public Information Officer	1.00	1.00	1.00	1.00	1.00	0.00
Secretary	0.00	0.00	0.00	0.00	0.00	0.00
	<b>6.00</b>	<b>6.46</b>	<b>6.54</b>	<b>6.00</b>	<b>6.00</b>	<b>0.00</b>

# County Administration--STOP DWI

## Full-Time Equivalents

	<u>2012</u> <u>Budget</u>	<u>2013</u> <u>Budget</u>	<u>2014</u> <u>Budget</u>	<u>2015</u> <u>Budget</u>	<u>2016</u> <u>Adopted</u>	<u>Difference</u>
Criminal Investigator	0.00	0.30	0.30	0.30	0.20	-0.10
Sec/Paralegal Aide to DA	0.80	0.80	0.80	0.80	0.80	0.00
Victim Advocate/Recovery Specialist	0.95	0.95	0.95	1.00	1.00	0.00
	<u>1.75</u>	<u>2.05</u>	<u>2.05</u>	<u>2.10</u>	<u>2.00</u>	<u>-0.10</u>

# County Administration

## 1230 - COUNTY ADMINISTRATION

	2013 Actual	2014 Actual	2015 Modified	2016 Adopted
<b>Expenditures</b>				
Salary and Wages	322,174	301,921	303,204	305,127
Premium Pay	0	0	0	400
Fringe Benefits	171,062	171,794	171,310	165,290
Other Capital Equip	4,866	9,027	3,490	2,175
Other Supplies	4,596	5,477	4,000	3,545
Travel Training	7,043	828	1,950	1,150
Professional Services	3,338	3,338	7,425	24,000
All Other Contr. Svcs	1,065	1,065	1,066	6,291
Program Expense	519	0	20,097	0
Utilities	1,119	701	1,120	750
Other	665	539	665	570
<b>Total Expenditures</b>	<b>516,447</b>	<b>494,690</b>	<b>514,327</b>	<b>509,298</b>
<b>Revenues</b>				
Other Revenues	320	0	800	0
<b>Total Revenues</b>	<b>320</b>	<b>0</b>	<b>800</b>	<b>0</b>
<b>Department Net Local</b>	<b><u>516,127</u></b>	<b><u>494,690</u></b>	<b><u>513,527</u></b>	<b><u>509,298</u></b>

## 1232 - CJATI ADVISORY BOARD

	2013 Actual	2014 Actual	2015 Modified	2016 Adopted
<b>Expenditures</b>				
Salary and Wages	3,757	3,832	3,832	3,832
Fringe Benefits	1,995	2,180	2,165	2,073
Other Supplies	1	3	75	40
Travel Training	0	0	125	175
Other	0	0	25	10
<b>Total Expenditures</b>	<b>5,753</b>	<b>6,015</b>	<b>6,222</b>	<b>6,130</b>
<b>Department Net Local</b>	<b><u>5,753</u></b>	<b><u>6,015</u></b>	<b><u>6,222</u></b>	<b><u>6,130</u></b>



# County Administration

1236 - WDIC

	2013 Actual	2014 Actual	2015 Modified	2016 Adopted
<b>Expenditures</b>				
Other Supplies	260	230	0	950
Travel Training	0	0	14,500	2,250
Professional Services	675	0	300	8,000
Program Expense	120	33,575	2,025	3,450
Other				200
<b>Total Expenditures</b>	<b>1,055</b>	<b>33,805</b>	<b>16,825</b>	<b>14,850</b>
<b>Revenues</b>				
Other Revenues	0	1,975	1,975	0
<b>Total Revenues</b>	<b>0</b>	<b>1,975</b>	<b>1,975</b>	<b>0</b>
<b>Department Net Local</b>	<b><u>1,055</u></b>	<b><u>31,830</u></b>	<b><u>14,850</u></b>	<b><u>14,850</u></b>

1988 - PUBLIC INFORMATION

	2013 Actual	2014 Actual	2015 Modified	2016 Adopted
<b>Expenditures</b>				
Salary and Wages	54,652	55,763	55,744	55,730
Premium Pay	0	0	0	400
Fringe Benefits	29,018	31,729	31,495	30,366
Other Supplies	66	96	70	1,005
Professional Services	26,018	26,018	26,018	31,018
All Other Contr. Svcs	2,100	2,224	2,239	2,239
Utilities	154	503	540	540
<b>Total Expenditures</b>	<b>112,008</b>	<b>116,333</b>	<b>116,106</b>	<b>121,298</b>
<b>Department Net Local</b>	<b><u>112,008</u></b>	<b><u>116,333</u></b>	<b><u>116,106</u></b>	<b><u>121,298</u></b>

# County Administration

## 1989 - RISK MANAGEMENT

	2013 Actual	2014 Actual	2015 Modified	2016 Adopted
<b>Expenditures</b>				
Salary and Wages	52,968	55,730	55,744	55,730
Premium Pay	2,225	550	550	550
Fringe Benefits	29,306	32,023	31,806	30,447
All Other Contr. Svcs	0	0	0	6,000
Utilities	77	71	0	75
<b>Total Expenditures</b>	<b>84,576</b>	<b>88,374</b>	<b>88,100</b>	<b>92,802</b>
<b>Revenues</b>				
Local Revenues	0	12,500	12,500	12,500
Interfund Transf & Rev	12,500	0	0	0
<b>Total Revenues</b>	<b>12,500</b>	<b>12,500</b>	<b>12,500</b>	<b>12,500</b>
<b>Department Net Local</b>	<b><u>72,076</u></b>	<b><u>75,874</u></b>	<b><u>75,600</u></b>	<b><u>80,302</u></b>

# County Administration

4250 - STOP DWI

	2013 Actual	2014 Actual	2015 Modified	2016 Adopted
<b>Expenditures</b>				
Salary and Wages	108,217	93,554	115,547	102,071
Premium Pay	0	0	450	500
Fringe Benefits	57,463	53,232	65,284	55,490
Automotive Equipment	29,374	0	0	0
Other Capital Equip	20,885	18,353	48,000	48,000
Other Supplies	26,612	23,310	20,550	20,300
Travel Training	1,338	100	1,500	1,500
Professional Services	60,229	54,253	66,000	66,000
Program Expense	20,326	12,270	14,973	1,000
Utilities	123	137	100	100
Other	751	2,598	3,900	3,650
<b>Total Expenditures</b>	<b>325,318</b>	<b>257,807</b>	<b>336,304</b>	<b>298,611</b>
 <b>Revenues</b>				
State Aid	18,371	13,269	13,973	0
Local Revenues	0	0	0	42,186
Other Revenues	234,640	175,576	322,331	256,425
<b>Total Revenues</b>	<b>253,011</b>	<b>188,845</b>	<b>336,304</b>	<b>298,611</b>
<b>Department Net Local</b>	<b>72,307</b>	<b>68,962</b>	<b>0</b>	<b>0</b>

# County Attorney

## Consolidated Departmental Budget

	2013 Actual	2014 Actual	2015 Modified	2016 Adopted
<b>Expenditures</b>				
Salary and Wages	270,815	284,130	276,157	276,157
Premium Pay	1,757	1,757	1,758	1,500
Fringe Benefits	144,725	162,670	157,022	150,352
Other Capital Equip	171	0	0	1,200
Other Supplies	15,320	12,768	10,200	10,458
Travel Training	793	452	500	500
Professional Services	3,504	2,184	3,500	8,500
All Other Contr. Svcs	936	936	1,100	1,100
Utilities	538	499	600	600
Other	592	660	750	750
<b>Total Expenditures</b>	<b>439,151</b>	<b>466,056</b>	<b>451,587</b>	<b>451,117</b>
<b>Revenues</b>				
Local Revenues	13,000	15,500	15,500	15,500
Other Revenues	250	0	0	0
Interfund Transf & Rev	30,000	25,000	25,500	25,500
<b>Total Revenues</b>	<b>43,250</b>	<b>40,500</b>	<b>41,000</b>	<b>41,000</b>
<b>Department Net Local</b>	<b><u>395,901</u></b>	<b><u>425,556</u></b>	<b><u>410,587</u></b>	<b><u>410,117</u></b>

# County Attorney

## Full-Time Equivalents

	<u>2012</u> <u>Budget</u>	<u>2013</u> <u>Budget</u>	<u>2014</u> <u>Budget</u>	<u>2015</u> <u>Budget</u>	<u>2016</u> <u>Adopted</u>	<u>Difference</u>
County Attorney	1.00	1.00	1.00	1.00	1.00	0.00
Deputy County Attorney	0.50	0.50	0.50	0.50	0.50	0.00
Paralegal	1.00	1.00	1.00	1.00	1.00	0.00
Secretary/Paralegal Aid	1.00	1.00	1.00	1.00	1.00	0.00
	<u>3.50</u>	<u>3.50</u>	<u>3.50</u>	<u>3.50</u>	<u>3.50</u>	<u>0.00</u>

# County Attorney

## 1420 - COUNTY ATTORNEY

	2013 Actual	2014 Actual	2015 Modified	2016 Adopted
<b>Expenditures</b>				
Salary and Wages	270,815	284,130	276,157	276,157
Premium Pay	1,757	1,757	1,758	1,500
Fringe Benefits	144,725	162,670	157,022	150,352
Other Capital Equip	171	0	0	1,200
Other Supplies	15,320	12,768	10,200	10,458
Travel Training	793	452	500	500
Professional Services	3,504	2,184	3,500	8,500
All Other Contr. Svcs	936	936	1,100	1,100
Utilities	538	499	600	600
Other	592	660	750	750
<b>Total Expenditures</b>	<b>439,151</b>	<b>466,056</b>	<b>451,587</b>	<b>451,117</b>
<b>Revenues</b>				
Local Revenues	13,000	15,500	15,500	15,500
Other Revenues	250	0	0	0
Interfund Transf & Rev	30,000	25,000	25,500	25,500
<b>Total Revenues</b>	<b>43,250</b>	<b>40,500</b>	<b>41,000</b>	<b>41,000</b>
<b>Department Net Local</b>	<b><u>395,901</u></b>	<b><u>425,556</u></b>	<b><u>410,587</u></b>	<b><u>410,117</u></b>

# County Clerk

## Consolidated Departmental Budget

	2013 Actual	2014 Actual	2015 Modified	2016 Adopted
<b>Expenditures</b>				
Salary and Wages	795,767	807,022	843,638	839,149
Overtime	2,242	4,384	0	400
Premium Pay	7,907	24,154	4,000	4,800
Fringe Benefits	427,911	475,433	478,915	456,792
Automotive Equipment	0	0	21,000	0
Other Capital Equip	29,879	17,390	15,750	15,750
Vehicle Fuel and Maint	2,958	4,257	2,551	2,900
Other Supplies	12,308	12,372	14,075	13,575
Travel Training	1,299	6,477	4,500	4,500
Professional Services	316,058	252,353	40,200	90,200
All Other Contr. Svcs	43,458	58,932	66,150	71,150
Utilities	4,025	3,480	3,600	3,600
Rent	11,140	8,640	9,000	9,000
Other	11,440	11,720	10,280	10,280
<b>Total Expenditures</b>	<b>1,666,392</b>	<b>1,686,614</b>	<b>1,513,659</b>	<b>1,522,096</b>
<b>Revenues</b>				
State Aid	144,646	149,986	0	0
Local Revenues	940,984	953,896	1,011,598	996,880
Other Revenues	83,934	74,102	97,936	91,434
<b>Total Revenues</b>	<b>1,169,564</b>	<b>1,177,984</b>	<b>1,109,534</b>	<b>1,088,314</b>
<b>Department Net Local</b>	<b>496,828</b>	<b>508,630</b>	<b>404,125</b>	<b>433,782</b>

# County Clerk

## Full-Time Equivalents

	<u>2012</u> <u>Budget</u>	<u>2013</u> <u>Budget</u>	<u>2014</u> <u>Budget</u>	<u>2015</u> <u>Budget</u>	<u>2016</u> <u>Adopted</u>	<u>Difference</u>
Admin Asst - Level 1	0.00	0.00	0.00	1.00	0.00	-1.00
Administrative Recording Clerk	1.00	1.00	1.00	0.00	0.00	0.00
County Clerk	1.00	1.00	1.00	1.00	1.00	0.00
Deputy County Clerk	2.00	2.00	2.00	2.00	2.00	0.00
DMV Supervisor	0.00	0.00	0.00	0.00	0.00	0.00
Information Aide	0.00	1.00	1.00	0.00	0.00	0.00
Mail & Records Clerk	1.00	1.00	1.00	1.00	1.00	0.00
Mail Clerk	0.00	0.00	0.00	0.00	0.00	0.00
Motor Vehicle Examiner	6.00	7.00	6.00	5.00	5.25	0.25
Principal Recording Clerk	2.00	2.00	2.00	3.00	3.00	0.00
Recording Clerk	2.00	1.00	1.00	2.00	2.75	0.75
Records Officer	0.00	0.00	0.00	0.00	0.00	0.00
Senior Motor Vehicle Examiner	2.00	2.00	3.00	4.00	3.00	-1.00
Senior Recording Clerk	1.00	1.00	1.00	0.00	1.00	1.00
	<u>18.00</u>	<u>19.00</u>	<u>19.00</u>	<u>19.00</u>	<u>19.00</u>	<u>0.00</u>



# County Clerk

## 1346 - CENTRAL SERVICES

	2013 Actual	2014 Actual	2015 Modified	2016 Adopted
<b>Expenditures</b>				
Salary and Wages	37,397	38,148	38,002	38,002
Overtime	0	0	0	400
Fringe Benefits	19,856	21,706	21,471	20,775
Automotive Equipment	0	0	21,000	0
Vehicle Fuel and Maint	2,958	4,257	2,551	2,900
All Other Contr. Svcs	916	0	0	0
Utilities	114	106	100	100
Other	653	842	0	0
<b>Total Expenditures</b>	<b>61,894</b>	<b>65,059</b>	<b>83,124</b>	<b>62,177</b>
<b>Revenues</b>				
Other Revenues	0	0	6,500	0
<b>Total Revenues</b>	<b>0</b>	<b>0</b>	<b>6,500</b>	<b>0</b>
<b>Department Net Local</b>	<b><u>61,894</u></b>	<b><u>65,059</u></b>	<b><u>76,624</u></b>	<b><u>62,177</u></b>

# County Clerk

## 1410 - COUNTY CLERK

	2013 Actual	2014 Actual	2015 Modified	2016 Adopted
<b>Expenditures</b>				
Salary and Wages	374,700	394,233	398,541	419,047
Overtime	2,242	4,384	0	0
Premium Pay	2,554	1,553	1,050	2,000
Fringe Benefits	201,499	227,696	225,769	227,786
Other Capital Equip	29,195	16,560	15,000	15,000
Other Supplies	11,071	9,674	11,200	10,700
Travel Training	1,231	6,477	4,500	4,500
Professional Services	315,977	251,989	40,000	90,000
All Other Contr. Svcs	41,388	57,771	65,000	70,000
Utilities	1,637	1,257	1,000	1,000
Other	6,364	6,891	5,780	5,780
<b>Total Expenditures</b>	<b>987,858</b>	<b>978,485</b>	<b>767,840</b>	<b>845,813</b>
<b>Revenues</b>				
State Aid	144,646	149,986	0	0
Local Revenues	233,308	243,216	246,591	265,000
Other Revenues	72,370	64,510	80,436	80,434
<b>Total Revenues</b>	<b>450,324</b>	<b>457,712</b>	<b>327,027</b>	<b>345,434</b>
<b>Department Net Local</b>	<b><u>537,534</u></b>	<b><u>520,773</u></b>	<b><u>440,813</u></b>	<b><u>500,379</u></b>

# County Clerk

## 1411 - MOTOR VEHICLES

	2013 Actual	2014 Actual	2015 Modified	2016 Adopted
<b>Expenditures</b>				
Salary and Wages	383,670	374,641	407,095	382,100
Premium Pay	5,353	22,601	2,950	2,800
Fringe Benefits	206,556	226,031	231,675	208,231
Other Capital Equip	684	830	750	750
Other Supplies	1,237	2,698	2,875	2,875
Travel Training	68	0	0	0
Professional Services	81	364	200	200
All Other Contr. Svcs	1,154	1,161	1,150	1,150
Utilities	2,274	2,117	2,500	2,500
Other	4,423	3,987	4,500	4,500
<b>Total Expenditures</b>	<b>605,500</b>	<b>634,430</b>	<b>653,695</b>	<b>605,106</b>
<b>Revenues</b>				
Local Revenues	707,676	710,680	765,007	731,880
<b>Total Revenues</b>	<b>707,676</b>	<b>710,680</b>	<b>765,007</b>	<b>731,880</b>
<b>Department Net Local</b>	<b><u><u>-102,176</u></u></b>	<b><u><u>-76,250</u></u></b>	<b><u><u>-111,312</u></u></b>	<b><u><u>-126,774</u></u></b>

## 1460 - RECORDS MANAGEMENT

	2013 Actual	2014 Actual	2015 Modified	2016 Adopted
<b>Expenditures</b>				
Rent	11,140	8,640	9,000	9,000
<b>Total Expenditures</b>	<b>11,140</b>	<b>8,640</b>	<b>9,000</b>	<b>9,000</b>
<b>Revenues</b>				
Other Revenues	11,564	9,592	11,000	11,000
<b>Total Revenues</b>	<b>11,564</b>	<b>9,592</b>	<b>11,000</b>	<b>11,000</b>
<b>Department Net Local</b>	<b><u><u>-424</u></u></b>	<b><u><u>-952</u></u></b>	<b><u><u>-2,000</u></u></b>	<b><u><u>-2,000</u></u></b>

# County Historian

## Consolidated Departmental Budget

	2013 Actual	2014 Actual	2015 Modified	2016 Adopted
<b>Expenditures</b>				
Program Expense	7,620	8,447	14,500	32,500
<b>Total Expenditures</b>	<b>7,620</b>	<b>8,447</b>	<b>14,500</b>	<b>32,500</b>
<b>Revenues</b>				
Other Revenues	101	5,500	7,500	7,500
Interfund Transf & Rev	5,500	0	0	0
<b>Total Revenues</b>	<b>5,601</b>	<b>5,500</b>	<b>7,500</b>	<b>7,500</b>
<b>Department Net Local</b>	<u><u>2,019</u></u>	<u><u>2,947</u></u>	<u><u>7,000</u></u>	<u><u>25,000</u></u>

# County Historian

## 7520 - COUNTY HISTORIAN

	2013 Actual	2014 Actual	2015 Modified	2016 Adopted
<b>Expenditures</b>				
Program Expense	7,620	8,447	14,500	32,500
<b>Total Expenditures</b>	<b>7,620</b>	<b>8,447</b>	<b>14,500</b>	<b>32,500</b>
<b>Revenues</b>				
Other Revenues	101	5,500	7,500	7,500
Interfund Transf & Rev	5,500	0	0	0
<b>Total Revenues</b>	<b>5,601</b>	<b>5,500</b>	<b>7,500</b>	<b>7,500</b>
<b>Department Net Local</b>	<b><u>2,019</u></b>	<b><u>2,947</u></b>	<b><u>7,000</u></b>	<b><u>25,000</u></b>

# County Office for the Aging

## Consolidated Departmental Budget

	2013 Actual	2014 Actual	2015 Modified	2016 Adopted
<b>Expenditures</b>				
Salary and Wages	476,042	475,712	488,037	566,938
Premium Pay	5,951	3,412	3,012	2,659
Fringe Benefits	247,670	266,331	269,660	300,771
Other Capital Equip	10,511	8,514	19,394	31,073
Other Supplies	6,459	7,464	6,455	8,754
Travel Training	3,494	2,479	2,000	8,976
All Other Contr. Svcs	1,260,455	1,318,463	1,382,103	1,406,349
Program Expense	27,356	26,870	242,834	48,317
Utilities	4,174	3,699	3,625	2,910
Other	10,961	11,106	10,829	16,575
<b>Total Expenditures</b>	<b>2,053,073</b>	<b>2,124,050</b>	<b>2,427,949</b>	<b>2,393,322</b>
<b>Revenues</b>				
Federal Aid	436,580	448,559	390,463	532,291
State Aid	573,141	686,529	1,011,811	899,109
Local Revenues	121,464	120,344	120,411	20,210
Other Revenues	7,944	5,625	5,090	6,950
<b>Total Revenues</b>	<b>1,139,129</b>	<b>1,261,057</b>	<b>1,527,775</b>	<b>1,458,560</b>
<b>Department Net Local</b>	<b>913,944</b>	<b>862,993</b>	<b>900,174</b>	<b>934,762</b>

# County Office for the Aging

## Full-Time Equivalents

	2012 Budget	2013 Budget	2014 Budget	2015 Budget	2016 Adopted	Difference
Account Clerk/Typist	1.10	1.10	0.60	0.60	0.71	0.11
Administrative Assistant	0.00	0.00	1.00	1.00	1.00	0.00
Aging Services Planner	1.00	1.00	1.00	1.00	1.00	0.00
Aging Services Specialist	2.80	2.80	2.80	2.80	2.80	0.00
Dietitian	0.23	0.23	0.23	0.23	0.23	0.00
Director	1.00	1.00	1.00	1.00	1.00	0.00
Long Term Care Specialist	0.00	0.00	0.00	0.00	1.00	1.00
N Y Connects Coordinator	0.00	0.00	0.00	0.00	1.00	1.00
Ombudsman Program & Outreach Specialist	0.00	0.00	0.00	0.00	0.50	0.50
Outreach Worker	2.90	2.74	2.60	2.60	2.10	-0.50
Principal Account Clerk/Typist	1.00	1.00	0.00	0.00	0.00	0.00
Senior Account Clerk/Typist	0.60	0.60	1.10	1.10	0.70	-0.40
	<b>10.63</b>	<b>10.47</b>	<b>10.33</b>	<b>10.33</b>	<b>12.04</b>	<b>1.71</b>

# County Office for the Aging

6771 - LTC OMBUDSMAN

	2013 Actual	2014 Actual	2015 Modified	2016 Adopted
<b>Expenditures</b>				
Salary and Wages	2,152	2,239	2,306	67,197
Premium Pay	119	0	0	0
Fringe Benefits	1,206	1,274	1,302	36,354
Other Supplies	0	0	0	650
Travel Training	0	0	0	2,700
Program Expense	0	0	0	2,000
Utilities	0	0	0	120
Other	0	0	0	6,200
<b>Total Expenditures</b>	<b>3,477</b>	<b>3,513</b>	<b>3,608</b>	<b>115,221</b>
<b>Revenues</b>				
Federal Aid	0	0	0	113,000
State Aid	3,733	4,471	3,608	0
<b>Total Revenues</b>	<b>3,733</b>	<b>4,471</b>	<b>3,608</b>	<b>113,000</b>
<b>Department Net Local</b>	<b><u><u>-256</u></u></b>	<b><u><u>-958</u></u></b>	<b><u><u>0</u></u></b>	<b><u><u>2,221</u></u></b>



# County Office for the Aging

6772 - TITLE III-B

	2013 Actual	2014 Actual	2015 Modified	2016 Adopted
<b>Expenditures</b>				
Salary and Wages	172,396	177,009	178,645	164,927
Premium Pay	2,578	1,198	1,640	1,705
Fringe Benefits	92,904	101,399	101,861	90,148
Other Capital Equip	9,117	6,435	6,435	9,998
Other Supplies	3,025	4,821	3,786	2,865
Travel Training	1,168	1,432	1,000	2,000
All Other Contr. Svcs	16,530	17,147	17,262	17,262
Program Expense	1,598	2,142	1,140	500
Utilities	2,389	1,966	1,445	2,040
Other	3,872	6,109	5,662	6,846
<b>Total Expenditures</b>	<b>305,577</b>	<b>319,658</b>	<b>318,876</b>	<b>298,291</b>
<b>Revenues</b>				
Federal Aid	64,483	67,236	64,073	64,085
Other Revenues	1,698	1,066	740	100
<b>Total Revenues</b>	<b>66,181</b>	<b>68,302</b>	<b>64,813</b>	<b>64,185</b>
<b>Department Net Local</b>	<b><u>239,396</u></b>	<b><u>251,356</u></b>	<b><u>254,063</u></b>	<b><u>234,106</u></b>

6774 - SNAP

	2013 Actual	2014 Actual	2015 Modified	2016 Adopted
<b>Expenditures</b>				
Salary and Wages	10,868	9,241	10,900	10,900
Premium Pay	18	18	92	104
Fringe Benefits	5,780	5,268	6,210	5,953
All Other Contr. Svcs	223,880	226,607	226,148	226,607
<b>Total Expenditures</b>	<b>240,546</b>	<b>241,134</b>	<b>243,350</b>	<b>243,564</b>
<b>Revenues</b>				
State Aid	167,167	223,228	206,489	206,489
<b>Total Revenues</b>	<b>167,167</b>	<b>223,228</b>	<b>206,489</b>	<b>206,489</b>
<b>Department Net Local</b>	<b><u>73,379</u></b>	<b><u>17,906</u></b>	<b><u>36,861</u></b>	<b><u>37,075</u></b>

# County Office for the Aging

## 6775 - TITLE V

	2013 Actual	2014 Actual	2015 Modified	2016 Adopted
<b>Expenditures</b>				
Salary and Wages	19,561	14,555	16,760	16,737
Fringe Benefits	2,137	1,994	1,677	1,674
Other Supplies	126	0	0	0
Utilities	190	0	0	0
Other	315	0	0	0
<b>Total Expenditures</b>	<b>22,329</b>	<b>16,549</b>	<b>18,437</b>	<b>18,411</b>
<b>Revenues</b>				
Federal Aid	21,659	21,728	18,437	18,411
<b>Total Revenues</b>	<b>21,659</b>	<b>21,728</b>	<b>18,437</b>	<b>18,411</b>
<b>Department Net Local</b>	<b>670</b>	<b>-5,179</b>	<b>0</b>	<b>0</b>

## 6776 - NUTRITION FOR THE ELDERLY

	2013 Actual	2014 Actual	2015 Modified	2016 Adopted
<b>Expenditures</b>				
All Other Contr. Svcs	388,106	406,270	406,537	402,762
<b>Total Expenditures</b>	<b>388,106</b>	<b>406,270</b>	<b>406,537</b>	<b>402,762</b>
<b>Revenues</b>				
Federal Aid	118,103	119,766	119,767	119,802
<b>Total Revenues</b>	<b>118,103</b>	<b>119,766</b>	<b>119,767</b>	<b>119,802</b>
<b>Department Net Local</b>	<b>270,003</b>	<b>286,504</b>	<b>286,770</b>	<b>282,960</b>

# County Office for the Aging

## 6777 - CSEP

	2013 Actual	2014 Actual	2015 Modified	2016 Adopted
<b>Expenditures</b>				
Salary and Wages	59,113	64,419	70,361	51,302
Premium Pay	162	221	0	0
Fringe Benefits	31,473	36,780	39,754	27,754
Other Supplies	50	50	50	55
Travel Training	459	502	500	500
All Other Contr. Svcs	66,493	71,600	72,054	103,392
Utilities	50	0	0	0
Other	524	241	532	532
<b>Total Expenditures</b>	<b>158,324</b>	<b>173,813</b>	<b>183,251</b>	<b>183,535</b>
<b>Revenues</b>				
State Aid	103,426	123,314	128,422	127,057
Other Revenues	30	0	50	50
<b>Total Revenues</b>	<b>103,456</b>	<b>123,314</b>	<b>128,472</b>	<b>127,107</b>
<b>Department Net Local</b>	<b><u>54,868</u></b>	<b><u>50,499</u></b>	<b><u>54,779</u></b>	<b><u>56,428</u></b>

## 6778 - HEAP

	2013 Actual	2014 Actual	2015 Modified	2016 Adopted
<b>Expenditures</b>				
Salary and Wages	37,710	30,876	26,623	26,575
Premium Pay	225	365	450	0
Fringe Benefits	20,142	17,776	15,296	14,377
Other	388	195	235	235
<b>Total Expenditures</b>	<b>58,465</b>	<b>49,212</b>	<b>42,604</b>	<b>41,187</b>
<b>Revenues</b>				
Federal Aid	0	0	0	33,644
Local Revenues	29,917	34,244	33,644	0
<b>Total Revenues</b>	<b>29,917</b>	<b>34,244</b>	<b>33,644</b>	<b>33,644</b>
<b>Department Net Local</b>	<b><u>28,548</u></b>	<b><u>14,968</u></b>	<b><u>8,960</u></b>	<b><u>7,543</u></b>

# County Office for the Aging

6780 - EISEP

	2013 Actual	2014 Actual	2015 Modified	2016 Adopted
<b>Expenditures</b>				
Salary and Wages	20,903	21,251	20,510	23,670
Premium Pay	328	325	330	350
Fringe Benefits	11,273	12,277	11,775	12,995
Other Capital Equip	0	733	0	0
Other Supplies	50	50	50	55
All Other Contr. Svcs	398,362	388,849	400,032	436,725
Utilities	130	0	0	0
Other	349	138	150	150
<b>Total Expenditures</b>	<b>431,395</b>	<b>423,623</b>	<b>432,847</b>	<b>473,945</b>
<b>Revenues</b>				
State Aid	215,803	206,763	224,339	223,272
Other Revenues	225	177	500	500
<b>Total Revenues</b>	<b>216,028</b>	<b>206,940</b>	<b>224,839</b>	<b>223,772</b>
<b>Department Net Local</b>	<b><u>215,367</u></b>	<b><u>216,683</u></b>	<b><u>208,008</u></b>	<b><u>250,173</u></b>

# County Office for the Aging

6781 - TITLE III-E

	2013 Actual	2014 Actual	2015 Modified	2016 Adopted
<b>Expenditures</b>				
Salary and Wages	16,783	16,415	17,365	17,365
Premium Pay	152	202	0	0
Fringe Benefits	8,992	9,455	9,811	9,394
Other Supplies	190	297	350	385
All Other Contr. Svcs	14,070	10,675	14,500	14,500
Utilities	165	0	0	0
Other	371	92	100	100
<b>Total Expenditures</b>	<b>40,723</b>	<b>37,136</b>	<b>42,126</b>	<b>41,744</b>
<b>Revenues</b>				
Federal Aid	38,585	26,243	28,967	28,905
Other Revenues	945	1,160	1,000	1,000
<b>Total Revenues</b>	<b>39,530</b>	<b>27,403</b>	<b>29,967</b>	<b>29,905</b>
<b>Department Net Local</b>	<b><u>1,193</u></b>	<b><u>9,733</u></b>	<b><u>12,159</u></b>	<b><u>11,839</u></b>

# County Office for the Aging

## 6782 - CARE GIVERS TRAINING

	2013 Actual	2014 Actual	2015 Modified	2016 Adopted
<b>Expenditures</b>				
Salary and Wages	13,798	14,853	14,716	14,716
Premium Pay	145	142	500	500
Fringe Benefits	7,403	8,532	8,597	8,232
Other Supplies	865	1,149	1,150	980
Program Expense	1,343	0	0	0
Utilities	100	0	0	0
Other	449	193	250	250
<b>Total Expenditures</b>	<b>24,103</b>	<b>24,869</b>	<b>25,213</b>	<b>24,678</b>
<b>Revenues</b>				
State Aid	20,902	23,599	19,611	19,611
Other Revenues	1,343	0	0	0
<b>Total Revenues</b>	<b>22,245</b>	<b>23,599</b>	<b>19,611</b>	<b>19,611</b>
<b>Department Net Local</b>	<b><u>1,858</u></b>	<b><u>1,270</u></b>	<b><u>5,602</u></b>	<b><u>5,067</u></b>

# County Office for the Aging

## 6784 - CASH IN LIEU

	2013 Actual	2014 Actual	2015 Modified	2016 Adopted
<b>Expenditures</b>				
All Other Contr. Svcs	124,962	123,116	122,000	122,000
<b>Total Expenditures</b>	<b>124,962</b>	<b>123,116</b>	<b>122,000</b>	<b>122,000</b>
<b>Revenues</b>				
Federal Aid	124,962	123,116	122,000	122,000
<b>Total Revenues</b>	<b>124,962</b>	<b>123,116</b>	<b>122,000</b>	<b>122,000</b>
<b>Department Net Local</b>	<u><u>0</u></u>	<u><u>0</u></u>	<u><u>0</u></u>	<u><u>0</u></u>

## 6785 - SYSTEMS INTEGRATION GRANT

	2013 Actual	2014 Actual	2015 Modified	2016 Adopted
<b>Expenditures</b>				
Salary and Wages	11,131	8,342	0	0
Premium Pay	504	65	0	0
Fringe Benefits	6,178	4,783	0	0
Other Supplies	702	49	0	0
Program Expense	0	2,208	0	0
<b>Total Expenditures</b>	<b>18,515</b>	<b>15,447</b>	<b>0</b>	<b>0</b>
<b>Revenues</b>				
Federal Aid	19,969	16,831	0	0
<b>Total Revenues</b>	<b>19,969</b>	<b>16,831</b>	<b>0</b>	<b>0</b>
<b>Department Net Local</b>	<u><u>-1,454</u></u>	<u><u>-1,384</u></u>	<u><u>0</u></u>	<u><u>0</u></u>

# County Office for the Aging

## 6786 - ASSISTIVE TECHNOLOGY

	2013 Actual	2014 Actual	2015 Modified	2016 Adopted
<b>Expenditures</b>				
Salary and Wages	0	4,039	9,235	0
Premium Pay	0	19	0	0
Fringe Benefits	0	2,309	5,226	0
All Other Contr. Svcs	0	39,188	105,460	0
Program Expense	0	0	40,190	0
<b>Total Expenditures</b>	<b>0</b>	<b>45,555</b>	<b>160,111</b>	<b>0</b>
<b>Revenues</b>				
State Aid	0	61,167	160,111	0
<b>Total Revenues</b>	<b>0</b>	<b>61,167</b>	<b>160,111</b>	<b>0</b>
<b>Department Net Local</b>	<b>0</b>	<b>-15,612</b>	<b>0</b>	<b>0</b>

## 6787 - PERS

	2013 Actual	2014 Actual	2015 Modified	2016 Adopted
<b>Expenditures</b>				
Salary and Wages	53,363	56,283	53,344	27,585
Premium Pay	343	474	0	0
Fringe Benefits	28,515	32,295	30,139	14,923
Other Capital Equip	48	0	0	0
Other Supplies	711	883	904	500
Program Expense	5,926	6,196	2,300	2,500
Utilities	1,000	993	480	0
Other	3,073	2,443	2,300	2,262
<b>Total Expenditures</b>	<b>92,979</b>	<b>99,567</b>	<b>89,467</b>	<b>47,770</b>
<b>Revenues</b>				
State Aid	0	0	0	6,548
Local Revenues	91,547	86,100	86,767	20,210
Other Revenues	3,703	3,122	2,700	5,200
<b>Total Revenues</b>	<b>95,250</b>	<b>89,222</b>	<b>89,467</b>	<b>31,958</b>
<b>Department Net Local</b>	<b>-2,271</b>	<b>10,345</b>	<b>0</b>	<b>15,812</b>



# County Office for the Aging

## 6789 - BIP - CARE GIVERS SUPPORT

	2013 Actual	2014 Actual	2015 Modified	2016 Adopted
<b>Expenditures</b>				
Program Expense	0	0	0	20,000
<b>Total Expenditures</b>	<b>0</b>	<b>0</b>	<b>0</b>	<b>20,000</b>
<b>Revenues</b>				
State Aid	0	0	0	20,000
<b>Total Revenues</b>	<b>0</b>	<b>0</b>	<b>0</b>	<b>20,000</b>
<b>Department Net Local</b>	<u><u>0</u></u>	<u><u>0</u></u>	<u><u>0</u></u>	<u><u>0</u></u>

## 6791 - NEW YORK CONNECT

	2013 Actual	2014 Actual	2015 Modified	2016 Adopted
<b>Expenditures</b>				
Salary and Wages	23,537	24,354	34,628	28,544
Premium Pay	935	206	0	0
Fringe Benefits	12,994	13,974	19,565	15,443
Other Capital Equip	0	0	11,463	0
All Other Contr. Svcs	976	0	0	0
Program Expense	3,564	3,563	11,964	0
Utilities	0	0	1,700	0
<b>Total Expenditures</b>	<b>42,006</b>	<b>42,097</b>	<b>79,320</b>	<b>43,987</b>
<b>Revenues</b>				
State Aid	43,987	43,987	79,320	43,987
<b>Total Revenues</b>	<b>43,987</b>	<b>43,987</b>	<b>79,320</b>	<b>43,987</b>
<b>Department Net Local</b>	<u><u>-1,981</u></u>	<u><u>-1,890</u></u>	<u><u>0</u></u>	<u><u>0</u></u>

# County Office for the Aging

## 6792 - CARE TRANSITION

	2013 Actual	2014 Actual	2015 Modified	2016 Adopted
<b>Expenditures</b>				
Salary and Wages	271	542	0	0
Fringe Benefits	144	308	0	0
Travel Training	895	0	0	0
All Other Contr. Svcs	8,195	12,200	0	0
Program Expense	1,534	0	0	0
<b>Total Expenditures</b>	<b>11,039</b>	<b>13,050</b>	<b>0</b>	<b>0</b>
<b>Revenues</b>				
Federal Aid	10,250	15,250	0	0
<b>Total Revenues</b>	<b>10,250</b>	<b>15,250</b>	<b>0</b>	<b>0</b>
<b>Department Net Local</b>	<b>789</b>	<b>-2,200</b>	<b>0</b>	<b>0</b>

## 6793 - HEALTH INSURANCE COUNS.

	2013 Actual	2014 Actual	2015 Modified	2016 Adopted
<b>Expenditures</b>				
Salary and Wages	14,841	14,715	16,545	16,547
Premium Pay	150	177	0	0
Fringe Benefits	7,960	8,473	9,351	8,952
All Other Contr. Svcs	18,881	22,811	18,110	24,234
<b>Total Expenditures</b>	<b>41,832</b>	<b>46,176</b>	<b>44,006</b>	<b>49,733</b>
<b>Revenues</b>				
Federal Aid	21,099	42,363	22,806	28,623
State Aid	13,901	0	13,901	13,901
<b>Total Revenues</b>	<b>35,000</b>	<b>42,363</b>	<b>36,707</b>	<b>42,524</b>
<b>Department Net Local</b>	<b>6,832</b>	<b>3,813</b>	<b>7,299</b>	<b>7,209</b>

# County Office for the Aging

## 6794 - CARE GIVERS DEMO PROJ

	2013 Actual	2014 Actual	2015 Modified	2016 Adopted
<b>Revenues</b>				
State Aid	4,222	0	0	0
<b>Total Revenues</b>	<b>4,222</b>	<b>0</b>	<b>0</b>	<b>0</b>
<b>Department Net Local</b>	<u><u>-4,222</u></u>	<u><u>0</u></u>	<u><u>0</u></u>	<u><u>0</u></u>

## 6795 - TITLE III D/HEALTH PROMO.

	2013 Actual	2014 Actual	2015 Modified	2016 Adopted
<b>Expenditures</b>				
Salary and Wages	2,601	2,728	2,823	2,823
Fringe Benefits	1,381	1,553	1,595	1,527
<b>Total Expenditures</b>	<b>3,982</b>	<b>4,281</b>	<b>4,418</b>	<b>4,350</b>
<b>Revenues</b>				
Federal Aid	4,065	3,837	3,821	3,821
Other Revenues	0	100	100	100
<b>Total Revenues</b>	<b>4,065</b>	<b>3,937</b>	<b>3,921</b>	<b>3,921</b>
<b>Department Net Local</b>	<u><u>-83</u></u>	<u><u>344</u></u>	<u><u>497</u></u>	<u><u>429</u></u>

## 6796 - WRAP

	2013 Actual	2014 Actual	2015 Modified	2016 Adopted
<b>Expenditures</b>				
Salary and Wages	12,317	8,907	8,176	8,176
Premium Pay	31	0	0	0
Fringe Benefits	6,556	5,068	4,619	4,423
Program Expense	12,583	11,106	11,105	11,301
<b>Total Expenditures</b>	<b>31,487</b>	<b>25,081</b>	<b>23,900</b>	<b>23,900</b>
<b>Department Net Local</b>	<u><u>31,487</u></u>	<u><u>25,081</u></u>	<u><u>23,900</u></u>	<u><u>23,900</u></u>

# County Office for the Aging

## 6797 - BALANCING INCENTIVE PROGRAM

	2013 Actual	2014 Actual	2015 Modified	2016 Adopted
<b>Expenditures</b>				
Salary and Wages	0	0	0	89,874
Fringe Benefits	0	0	0	48,622
Other Capital Equip	0	0	0	21,075
Other Supplies	0	0	0	3,264
Travel Training	0	0	0	3,776
All Other Contr. Svcs	0	0	0	58,867
Program Expense	0	0	176,010	12,016
Utilities	0	0	0	750
<b>Total Expenditures</b>	<b>0</b>	<b>0</b>	<b>176,010</b>	<b>238,244</b>
<b>Revenues</b>				
State Aid	0	0	176,010	238,244
<b>Total Revenues</b>	<b>0</b>	<b>0</b>	<b>176,010</b>	<b>238,244</b>
<b>Department Net Local</b>	<b>0</b>	<b>0</b>	<b>0</b>	<b>0</b>

# County Office for the Aging

6798 - TITLE VII

	2013 Actual	2014 Actual	2015 Modified	2016 Adopted
<b>Expenditures</b>				
Salary and Wages	4,697	4,944	5,100	0
Premium Pay	261	0	0	0
Fringe Benefits	2,632	2,813	2,882	0
Other Capital Equip	1,346	1,346	1,496	0
Other Supplies	740	165	165	0
Travel Training	972	545	500	0
Program Expense	808	1,655	125	0
Utilities	150	740	0	0
Other	1,620	1,695	1,600	0
<b>Total Expenditures</b>	<b>13,226</b>	<b>13,903</b>	<b>11,868</b>	<b>0</b>
<b>Revenues</b>				
Federal Aid	13,405	12,189	10,592	0
<b>Total Revenues</b>	<b>13,405</b>	<b>12,189</b>	<b>10,592</b>	<b>0</b>
<b>Department Net Local</b>	<u><u>-179</u></u>	<u><u>1,714</u></u>	<u><u>1,276</u></u>	<u><u>0</u></u>

# Debt Service Fund

## Consolidated Departmental Budget

	2013 Actual	2014 Actual	2015 Modified	2016 Adopted
<b>Expenditures</b>				
Program Expense	122,659	190,520	10,000	10,000
Other	4,580,370	1,565,609	14,301,852	1,400,257
Other Finance	5,669,044	5,971,033	4,664,536	5,473,260
<b>Total Expenditures</b>	<b>10,372,073</b>	<b>7,727,162</b>	<b>18,976,388</b>	<b>6,883,517</b>
<b>Revenues</b>				
State Aid	0	89,321	0	0
Local Revenues	247,838	251,705	249,527	250,261
Other Revenues	1,941,473	3,677,573	726,769	726,630
Interfund Transf & Rev	17,969,581	24,949,218	18,000,092	5,906,626
<b>Total Revenues</b>	<b>20,158,892</b>	<b>28,967,817</b>	<b>18,976,388</b>	<b>6,883,517</b>
<b>Department Net Local</b>	<b><u><u>-9,786,819</u></u></b>	<b><u><u>-21,240,655</u></u></b>	<b><u><u>0</u></u></b>	<b><u><u>0</u></u></b>

# Debt Service Fund

## 1380 - FISCAL AGENT FEES

	2013 Actual	2014 Actual	2015 Modified	2016 Adopted
<b>Expenditures</b>				
Program Expense	122,659	190,520	10,000	10,000
<b>Total Expenditures</b>	<b>122,659</b>	<b>190,520</b>	<b>10,000</b>	<b>10,000</b>
<b>Department Net Local</b>	<u><u>122,659</u></u>	<u><u>190,520</u></u>	<u><u>10,000</u></u>	<u><u>10,000</u></u>

## 9710 - SERIAL BONDS

	2013 Actual	2014 Actual	2015 Modified	2016 Adopted
<b>Expenditures</b>				
Other Finance	5,669,044	5,971,033	4,664,536	5,473,260
<b>Total Expenditures</b>	<b>5,669,044</b>	<b>5,971,033</b>	<b>4,664,536</b>	<b>5,473,260</b>
<b>Revenues</b>				
State Aid	0	89,321	0	0
Local Revenues	247,838	251,705	249,527	250,261
Other Revenues	1,902,953	3,577,014	726,769	726,630
Interfund Transf & Rev	14,819,581	24,743,218	12,072,557	5,906,626
<b>Total Revenues</b>	<b>16,970,372</b>	<b>28,661,258</b>	<b>13,048,853</b>	<b>6,883,517</b>
<b>Department Net Local</b>	<u><u>-11,301,328</u></u>	<u><u>-22,690,225</u></u>	<u><u>-8,384,317</u></u>	<u><u>-1,410,257</u></u>

# Debt Service Fund

9730 - BAN

	2013 Actual	2014 Actual	2015 Modified	2016 Adopted
<b>Expenditures</b>				
Other	3,332,761	266,000	13,002,240	100,648
<b>Total Expenditures</b>	<b>3,332,761</b>	<b>266,000</b>	<b>13,002,240</b>	<b>100,648</b>
<b>Revenues</b>				
Other Revenues	38,520	100,559	0	0
Interfund Transf & Rev	3,150,000	206,000	5,927,535	0
<b>Total Revenues</b>	<b>3,188,520</b>	<b>306,559</b>	<b>5,927,535</b>	<b>0</b>
<b>Department Net Local</b>	<b><u>144,241</u></b>	<b><u>-40,559</u></b>	<b><u>7,074,705</u></b>	<b><u>100,648</u></b>

9789 - OTHER DEBT LEASES

	2013 Actual	2014 Actual	2015 Modified	2016 Adopted
<b>Expenditures</b>				
Other	1,247,609	1,299,609	1,299,612	1,299,609
<b>Total Expenditures</b>	<b>1,247,609</b>	<b>1,299,609</b>	<b>1,299,612</b>	<b>1,299,609</b>
<b>Department Net Local</b>	<b><u>1,247,609</u></b>	<b><u>1,299,609</u></b>	<b><u>1,299,612</u></b>	<b><u>1,299,609</u></b>



# District Attorney

## Consolidated Departmental Budget

	2013 Actual	2014 Actual	2015 Modified	2016 Adopted
<b>Expenditures</b>				
Salary and Wages	868,900	911,810	915,430	952,223
Overtime	93	0	0	0
Premium Pay	5,588	3,055	3,000	950
Fringe Benefits	464,367	520,558	518,913	501,732
Other Capital Equip	25,456	0	7,654	325
Other Supplies	23,559	21,318	20,000	22,800
Travel Training	186	0	0	0
Professional Services	136,429	21,468	38,751	25,000
All Other Contr. Svcs	2,114	2,114	2,000	4,784
Program Expense	112	0	0	0
Utilities	1,423	1,352	1,600	1,600
Other	22,635	11,919	9,575	9,250
<b>Total Expenditures</b>	<b>1,550,862</b>	<b>1,493,594</b>	<b>1,516,923</b>	<b>1,518,664</b>
<b>Revenues</b>				
State Aid	96,371	102,671	96,371	102,671
Other Revenues	2,212	0	0	0
<b>Total Revenues</b>	<b>98,583</b>	<b>102,671</b>	<b>96,371</b>	<b>102,671</b>
<b>Department Net Local</b>	<b><u>1,452,279</u></b>	<b><u>1,390,923</u></b>	<b><u>1,420,552</u></b>	<b><u>1,415,993</u></b>

# District Attorney

## Full-Time Equivalents

	<u>2012</u> <u>Budget</u>	<u>2013</u> <u>Budget</u>	<u>2014</u> <u>Budget</u>	<u>2015</u> <u>Budget</u>	<u>2016</u> <u>Adopted</u>	<u>Difference</u>
Admin Assistant Level 1	0.00	0.00	0.00	0.00	1.00	1.00
Assistant District Attorney	6.00	5.00	6.00	6.00	6.00	0.00
Assistant District Attorney Local Crime	1.00	1.00	0.00	0.00	0.00	0.00
Confidential Investigator	1.00	0.70	0.70	0.70	1.30	0.60
Deputy District Attorney	0.00	1.00	1.00	1.00	1.00	0.00
District Attorney	1.00	1.00	1.00	1.00	1.00	0.00
Receptionist	1.00	1.00	1.00	1.00	0.00	-1.00
Secretary	1.00	1.00	0.00	0.00	0.00	0.00
Secretary to the District Attorney	1.00	1.00	1.00	1.00	1.00	0.00
Secretary/Paralegal Aide to DA	0.20	0.20	1.20	1.20	1.20	0.00
Victim Advocate/Recovery Specialist	0.05	0.05	0.05	0.00	0.00	0.00
	<u>12.25</u>	<u>11.95</u>	<u>11.95</u>	<u>11.90</u>	<u>12.50</u>	<u>0.60</u>

# District Attorney

## 1165 - DISTRICT ATTORNEY

	2013 Actual	2014 Actual	2015 Modified	2016 Adopted
<b>Expenditures</b>				
Salary and Wages	868,900	911,810	915,430	952,223
Overtime	93	0	0	0
Premium Pay	5,588	3,055	3,000	950
Fringe Benefits	464,367	520,558	518,913	501,732
Other Capital Equip	25,456	0	7,654	325
Other Supplies	23,559	21,318	20,000	22,800
Travel Training	186	0	0	0
Professional Services	136,429	21,468	38,751	25,000
All Other Contr. Svcs	2,114	2,114	2,000	4,784
Program Expense	112	0	0	0
Utilities	1,423	1,352	1,600	1,600
Other	22,635	11,919	9,575	9,250
<b>Total Expenditures</b>	<b>1,550,862</b>	<b>1,493,594</b>	<b>1,516,923</b>	<b>1,518,664</b>
<b>Revenues</b>				
State Aid	96,371	102,671	96,371	102,671
Other Revenues	2,212	0	0	0
<b>Total Revenues</b>	<b>98,583</b>	<b>102,671</b>	<b>96,371</b>	<b>102,671</b>
<b>Department Net Local</b>	<b><u>1,452,279</u></b>	<b><u>1,390,923</u></b>	<b><u>1,420,552</u></b>	<b><u>1,415,993</u></b>

# Emergency Response

## Consolidated Departmental Budget

	2013 Actual	2014 Actual	2015 Modified	2016 Adopted
<b>Expenditures</b>				
Salary and Wages	1,434,700	1,576,686	1,500,820	1,518,857
Overtime	44,161	49,777	33,981	33,981
Premium Pay	93,471	88,484	26,693	26,693
Fringe Benefits	832,056	975,803	882,244	854,526
Other Capital Equip	31,954	61,446	12,000	10,089
Vehicle Fuel and Maint	6,859	6,018	3,592	4,000
Other Supplies	6,906	8,169	3,400	3,400
Travel Training	10,933	16,990	8,000	8,000
Professional Services	6,450	592	7,500	1,500
All Other Contr. Svcs	941,121	914,000	943,700	915,000
Program Expense	15,630	21,345	25,250	24,250
Maintenance	23,115	31,176	20,000	35,549
Utilities	92,484	96,310	72,000	81,000
Rent	32,355	33,259	32,800	29,000
Other	15,768	12,131	250	10,750
<b>Total Expenditures</b>	<b>3,587,963</b>	<b>3,892,186</b>	<b>3,572,230</b>	<b>3,556,595</b>
<b>Revenues</b>				
Federal Aid	121,778	43,326	117,889	149,864
State Aid	49,727	0	10,000	10,000
Local Revenues	682,877	664,056	738,000	708,502
Other Revenues	46,744	81,862	76,378	73,901
<b>Total Revenues</b>	<b>901,126</b>	<b>789,244</b>	<b>942,267</b>	<b>942,267</b>
<b>Department Net Local</b>	<b><u>2,686,837</u></b>	<b><u>3,102,942</u></b>	<b><u>2,629,963</u></b>	<b><u>2,614,328</u></b>

# Emergency Response

## Full-Time Equivalents

	<u>2012</u> <u>Budget</u>	<u>2013</u> <u>Budget</u>	<u>2014</u> <u>Budget</u>	<u>2015</u> <u>Budget</u>	<u>2016</u> <u>Adopted</u>	<u>Difference</u>
Administrative Assistant	1.00	1.00	1.00	1.00	1.00	0.00
Assistant Director - ER Dispatch Operations	0.00	1.00	0.50	0.50	0.00	-0.50
Assistant Director Fire and EM Management	1.00	1.00	1.00	1.00	1.00	0.00
Assistant EMS Response Coordinator	0.50	0.50	0.50	0.50	0.50	0.00
Communications Center Manager	1.00	0.00	1.00	1.00	1.00	0.00
Director of Emergency Response	1.00	1.00	1.00	1.00	1.00	0.00
Dispatch Supervisor/CAD System Specialist	0.00	1.00	2.00	1.00	1.00	0.00
Dispatch Supervisors	5.00	4.00	4.00	5.00	5.00	0.00
Dispatcher/Cad System Specialist	0.00	1.00	1.00	1.00	1.00	0.00
Dispatchers	16.00	15.00	15.00	14.00	15.00	1.00
E911 Program Specialist	1.00	1.00	1.00	1.00	1.00	0.00
Professional Development Coordinator	0.00	0.00	0.00	1.00	1.00	0.00
Systems Manager	1.00	1.00	1.00	1.00	1.00	0.00
Telecommunications Technician	0.00	0.00	0.00	0.00	0.00	0.00
	<u>27.50</u>	<u>27.50</u>	<u>29.00</u>	<u>29.00</u>	<u>29.50</u>	<u>0.50</u>

# Emergency Response

3410 - FIRE & DISASTER COORD.

	2013 Actual	2014 Actual	2015 Modified	2016 Adopted
<b>Expenditures</b>				
Salary and Wages	1,395,190	1,536,534	1,460,822	1,478,859
Overtime	44,161	49,777	33,981	33,981
Premium Pay	93,471	88,484	26,693	26,693
Fringe Benefits	811,700	952,956	859,645	832,887
Other Capital Equip	11,215	61,446	12,000	10,089
Vehicle Fuel and Maint	2,501	7	0	0
Other Supplies	6,906	8,169	3,400	3,400
Travel Training	10,933	16,819	8,000	8,000
All Other Contr. Svcs	1,383	1,383	0	0
Program Expense	15,630	21,345	25,250	24,250
Maintenance	0	-6	0	0
Utilities	183	283	0	0
Other	3,998	2,675	250	1,250
<b>Total Expenditures</b>	<b>2,397,271</b>	<b>2,739,872</b>	<b>2,430,041</b>	<b>2,419,409</b>
<b>Revenues</b>				
Federal Aid	32,675	0	0	0
State Aid	0	0	10,000	10,000
Local Revenues	180,000	180,000	180,000	180,000
Other Revenues	1,640	15,539	0	0
<b>Total Revenues</b>	<b>214,315</b>	<b>195,539</b>	<b>190,000</b>	<b>190,000</b>
<b>Department Net Local</b>	<b><u>2,182,956</u></b>	<b><u>2,544,333</u></b>	<b><u>2,240,041</u></b>	<b><u>2,229,409</u></b>

# Emergency Response

## 3411 - EMERGENCY COMMUNICATIONS

	2013 Actual	2014 Actual	2015 Modified	2016 Adopted
<b>Expenditures</b>				
Salary and Wages	39,510	40,152	39,998	39,998
Fringe Benefits	20,356	22,847	22,599	21,639
Other Capital Equip	20,739	0	0	0
Vehicle Fuel and Maint	4,358	6,011	3,592	4,000
Travel Training	0	171	0	0
Professional Services	6,450	592	7,500	1,500
All Other Contr. Svcs	939,738	912,617	943,700	915,000
Maintenance	23,115	31,182	20,000	35,549
Utilities	92,301	96,027	72,000	81,000
Rent	32,355	33,259	32,800	29,000
Other	11,770	9,456	0	9,500
<b>Total Expenditures</b>	<b>1,190,692</b>	<b>1,152,314</b>	<b>1,142,189</b>	<b>1,137,186</b>
<b>Revenues</b>				
Federal Aid	89,103	43,326	117,889	149,864
State Aid	49,727	0	0	0
Local Revenues	502,877	484,056	558,000	528,502
Other Revenues	45,104	66,323	76,378	73,901
<b>Total Revenues</b>	<b>686,811</b>	<b>593,705</b>	<b>752,267</b>	<b>752,267</b>
<b>Department Net Local</b>	<b><u>503,881</u></b>	<b><u>558,609</u></b>	<b><u>389,922</u></b>	<b><u>384,919</u></b>

# Facilities Division

## Consolidated Departmental Budget

	2013 Actual	2014 Actual	2015 Modified	2016 Adopted
<b>Expenditures</b>				
Salary and Wages	1,169,693	1,137,908	1,236,370	1,332,713
Overtime	1,758	1,189	5,500	5,750
Premium Pay	35,234	39,640	21,700	23,050
Fringe Benefits	665,888	696,114	701,277	724,591
Automotive Equipment	0	0	71,000	33,000
Other Capital Equip	34,487	11,732	7,000	15,745
Vehicle Fuel and Maint	52,598	27,744	28,800	27,300
Other Supplies	48,319	54,340	57,602	57,602
Travel Training	634	507	2,500	2,500
Professional Services	51,962	0	0	0
All Other Contr. Svcs	114,825	131,064	151,750	177,175
Maintenance	394,530	245,706	259,174	310,000
Utilities	737,173	781,775	842,900	851,800
Rent	151,462	160,661	174,665	162,500
Other	169,593	195,301	243,320	182,275
Other Finance	281,198	315,073	281,198	281,198
<b>Total Expenditures</b>	<b>3,909,354</b>	<b>3,798,754</b>	<b>4,084,756</b>	<b>4,187,199</b>
<b>Revenues</b>				
State Aid	91,481	32,857	0	0
Other Revenues	87,721	5,657	10,000	0
Interfund Transf & Rev	0	0	63,508	68,648
<b>Total Revenues</b>	<b>179,202</b>	<b>38,514</b>	<b>73,508</b>	<b>68,648</b>
<b>Department Net Local</b>	<b><u>3,730,152</u></b>	<b><u>3,760,240</u></b>	<b><u>4,011,248</u></b>	<b><u>4,118,551</u></b>



# Facilities Division

## Full-Time Equivalents

	<u>2012</u> <u>Budget</u>	<u>2013</u> <u>Budget</u>	<u>2014</u> <u>Budget</u>	<u>2015</u> <u>Budget</u>	<u>2016</u> <u>Adopted</u>	<u>Difference</u>
Administrative Assistant - Level 4	0.50	0.50	0.50	1.00	1.00	0.00
Administrative Assistant- Level 2	0.00	0.00	0.00	0.50	0.00	-0.50
Assistant Director of Facilities	1.00	1.00	1.00	1.00	1.00	0.00
Carpenter	1.00	1.00	1.00	1.00	1.00	0.00
Cleaner	16.00	16.50	16.50	16.50	16.50	0.00
Cleaning Supervisor	1.00	1.00	1.00	1.00	1.00	0.00
Director of Facilities	1.00	1.00	1.00	1.00	1.00	0.00
Electrician	1.00	0.60	0.60	1.00	1.00	0.00
Facilities Shopkeeper	1.00	1.00	1.00	1.00	1.00	0.00
General Maintenance Supervisor	1.00	1.00	1.00	1.00	1.00	0.00
HVAC Systems Technician	2.00	2.00	2.00	2.00	2.00	0.00
Maintenance Mechanic	2.00	2.00	2.00	2.00	2.00	0.00
Maintenance Worker	0.00	0.00	0.00	1.00	1.00	0.00
Seasonal Worker	0.50	1.00	1.00	1.00	1.00	0.00
Secretary	1.00	1.00	1.00	0.00	0.00	0.00
Senior Cleaner	2.00	2.00	2.00	2.00	2.00	0.00
	<b><u>31.00</u></b>	<b><u>31.60</u></b>	<b><u>31.60</u></b>	<b><u>33.00</u></b>	<b><u>32.50</u></b>	<b><u>-0.50</u></b>

# Facilities Division

## 1620 - BLDG. & GRND. MAINTENANCE

	2013 Actual	2014 Actual	2015 Modified	2016 Adopted
<b>Expenditures</b>				
Salary and Wages	1,169,693	1,137,908	1,236,370	1,332,713
Overtime	1,758	1,189	5,500	5,750
Premium Pay	35,234	39,640	21,700	23,050
Fringe Benefits	665,888	696,114	701,277	724,591
Automotive Equipment	0	0	71,000	33,000
Other Capital Equip	34,487	11,732	7,000	15,745
Vehicle Fuel and Maint	52,598	27,744	28,800	27,300
Other Supplies	48,319	54,340	57,602	57,602
Travel Training	634	507	2,500	2,500
Professional Services	48,762	0	0	0
All Other Contr. Svcs	114,825	131,064	151,750	177,175
Maintenance	390,070	218,643	209,174	260,000
Utilities	8,215	6,440	6,800	6,800
Other	2,948	5,943	2,155	2,175
<b>Total Expenditures</b>	<b>2,573,431</b>	<b>2,331,264</b>	<b>2,501,628</b>	<b>2,668,401</b>
<b>Revenues</b>				
State Aid	91,481	32,857	0	0
Other Revenues	87,673	5,232	10,000	0
Interfund Transf & Rev	0	0	35,008	40,148
<b>Total Revenues</b>	<b>179,154</b>	<b>38,089</b>	<b>45,008</b>	<b>40,148</b>
<b>Department Net Local</b>	<b><u>2,394,277</u></b>	<b><u>2,293,175</u></b>	<b><u>2,456,620</u></b>	<b><u>2,628,253</u></b>

# Facilities Division

1621 - UTILITIES, TAXES, INSUR.

	2013 Actual	2014 Actual	2015 Modified	2016 Adopted
<b>Expenditures</b>				
Professional Services	3,200	0	0	0
Maintenance	4,460	27,063	50,000	50,000
Utilities	728,958	775,335	836,100	845,000
Rent	151,462	160,661	174,665	162,500
Other	166,645	189,358	241,165	180,100
Other Finance	281,198	315,073	281,198	281,198
<b>Total Expenditures</b>	<b>1,335,923</b>	<b>1,467,490</b>	<b>1,583,128</b>	<b>1,518,798</b>
<b>Revenues</b>				
Other Revenues	48	425	0	0
Interfund Transf & Rev	0	0	28,500	28,500
<b>Total Revenues</b>	<b>48</b>	<b>425</b>	<b>28,500</b>	<b>28,500</b>
<b>Department Net Local</b>	<b><u>1,335,875</u></b>	<b><u>1,467,065</u></b>	<b><u>1,554,628</u></b>	<b><u>1,490,298</u></b>

# Finance Department

## Consolidated Departmental Budget

	2013 Actual	2014 Actual	2015 Modified	2016 Adopted
<b>Expenditures</b>				
Salary and Wages	652,070	622,578	629,474	752,023
Overtime	516	1,095	500	500
Premium Pay	9,355	12,036	4,800	4,800
Fringe Benefits	351,466	361,720	358,648	409,713
Other Capital Equip	19,667	2,651	500	5,790
Other Supplies	7,690	6,401	9,925	8,766
Travel Training	1,727	4,135	4,680	4,180
Professional Services	115,241	93,903	99,521	118,221
All Other Contr. Svcs	1,403	1,283	1,290	27,790
Program Expense	31,753	33,747	34,500	34,500
Utilities	1,112	980	1,840	1,840
Other	16,521	17,111	20,055	19,295
<b>Total Expenditures</b>	<b>1,208,521</b>	<b>1,157,640</b>	<b>1,165,733</b>	<b>1,387,418</b>
<b>Revenues</b>				
Local Revenues	286,895	344,990	350,567	334,601
Other Revenues	1	4,323	11,149	0
Interfund Transf & Rev	25,098	25,600	25,600	25,792
<b>Total Revenues</b>	<b>311,994</b>	<b>374,913</b>	<b>387,316</b>	<b>360,393</b>
<b>Department Net Local</b>	<b><u>896,527</u></b>	<b><u>782,727</u></b>	<b><u>778,417</u></b>	<b><u>1,027,025</u></b>

# Finance Department

## Full-Time Equivalents

	<u>2012</u> <u>Budget</u>	<u>2013</u> <u>Budget</u>	<u>2014</u> <u>Budget</u>	<u>2015</u> <u>Budget</u>	<u>2016</u> <u>Adopted</u>	<u>Difference</u>
Administrative Assistant	3.00	2.00	2.00	2.00	2.00	0.00
Administrative Assistant Level 3	0.00	0.00	0.00	1.00	1.00	0.00
Auditor	1.00	1.00	1.00	1.00	1.00	0.00
Buyer	1.00	1.00	1.00	1.00	1.00	0.00
Deputy Finance Director	0.00	0.00	0.00	0.00	1.00	1.00
Director of Accounting Services	1.00	1.00	1.00	1.00	1.00	0.00
Finance Director	1.00	1.00	1.00	1.00	1.00	0.00
Finance Manager	1.00	1.00	1.00	1.00	1.00	0.00
Payroll Coordinator	1.00	1.00	1.00	1.00	1.00	0.00
Payroll Specialist	0.00	0.00	1.00	1.00	1.00	0.00
Principal Account Clerk/Typist	1.00	1.00	0.00	0.00	0.00	0.00
Senior Account Clerk/Typist	1.00	2.00	2.00	1.00	1.00	0.00
	<u>11.00</u>	<u>11.00</u>	<u>11.00</u>	<u>11.00</u>	<u>12.00</u>	<u>1.00</u>

# Finance Department

## 1310 - BUDGET & FINANCE

	2013 Actual	2014 Actual	2015 Modified	2016 Adopted
<b>Expenditures</b>				
Salary and Wages	177,794	192,592	194,577	194,527
Premium Pay	1,600	1,650	1,375	1,375
Fringe Benefits	102,599	110,524	110,713	105,983
Other Capital Equip	16,051	0	0	0
Other Supplies	2,379	2,992	5,800	4,500
Professional Services	9,275	12,575	13,050	14,050
All Other Contr. Svcs	262	262	265	265
Program Expense	4,414	4,324	5,000	5,000
Utilities	267	185	500	500
Other	4,571	4,934	6,000	5,200
<b>Total Expenditures</b>	<b>319,212</b>	<b>330,038</b>	<b>337,280</b>	<b>331,400</b>
<b>Revenues</b>				
Local Revenues	91,498	99,110	145,866	122,000
Other Revenues	0	4,323	0	0
Interfund Transf & Rev	15,698	16,012	16,012	16,012
<b>Total Revenues</b>	<b>107,196</b>	<b>119,445</b>	<b>161,878</b>	<b>138,012</b>
<b>Department Net Local</b>	<b><u>212,016</u></b>	<b><u>210,593</u></b>	<b><u>175,402</u></b>	<b><u>193,388</u></b>

# Finance Department

1315 - COMPTROLLER

	2013 Actual	2014 Actual	2015 Modified	2016 Adopted
<b>Expenditures</b>				
Salary and Wages	425,368	382,773	384,696	507,295
Overtime	216	82	0	0
Premium Pay	7,205	3,219	2,875	2,875
Fringe Benefits	222,448	219,677	218,978	276,003
Other Capital Equip	3,616	338	500	4,535
Other Supplies	4,695	3,152	3,600	3,741
Travel Training	1,269	3,717	3,680	3,680
Professional Services	105,966	81,328	86,471	104,171
All Other Contr. Svcs	1,141	1,021	1,025	21,525
Utilities	538	499	960	960
Other	1,155	1,275	1,520	1,560
<b>Total Expenditures</b>	<b>773,617</b>	<b>697,081</b>	<b>704,305</b>	<b>926,345</b>
<b>Revenues</b>				
Local Revenues	55,028	58,603	58,551	56,070
Other Revenues	0	0	11,149	0
Interfund Transf & Rev	9,400	9,588	9,588	9,780
<b>Total Revenues</b>	<b>64,428</b>	<b>68,191</b>	<b>79,288</b>	<b>65,850</b>
<b>Department Net Local</b>	<b><u>709,189</u></b>	<b><u>628,890</u></b>	<b><u>625,017</u></b>	<b><u>860,495</u></b>

# Finance Department

## 1345 - PURCHASING

	2013 Actual	2014 Actual	2015 Modified	2016 Adopted
<b>Expenditures</b>				
Salary and Wages	48,908	47,213	50,201	50,201
Overtime	300	1,013	500	500
Premium Pay	550	7,167	550	550
Fringe Benefits	26,419	31,519	28,957	27,727
Other Capital Equip	0	2,313	0	1,255
Other Supplies	616	257	525	525
Travel Training	458	418	1,000	500
All Other Contr. Svcs	0	0	0	6,000
Utilities	307	296	380	380
Other	233	225	535	535
<b>Total Expenditures</b>	<b>77,791</b>	<b>90,421</b>	<b>82,648</b>	<b>88,173</b>
<b>Department Net Local</b>	<b>77,791</b>	<b>90,421</b>	<b>82,648</b>	<b>88,173</b>

## 1362 - TAX ADVERTISING EXPENSE

	2013 Actual	2014 Actual	2015 Modified	2016 Adopted
<b>Expenditures</b>				
Program Expense	4,717	4,461	4,500	4,500
<b>Total Expenditures</b>	<b>4,717</b>	<b>4,461</b>	<b>4,500</b>	<b>4,500</b>
<b>Revenues</b>				
Local Revenues	8,500	9,100	8,150	8,150
Other Revenues	1	0	0	0
<b>Total Revenues</b>	<b>8,501</b>	<b>9,100</b>	<b>8,150</b>	<b>8,150</b>
<b>Department Net Local</b>	<b>-3,784</b>	<b>-4,639</b>	<b>-3,650</b>	<b>-3,650</b>



# Finance Department

## 1364 - EXP. OF TAX ACQ. PROPERTY

	2013 Actual	2014 Actual	2015 Modified	2016 Adopted
<b>Expenditures</b>				
Program Expense	22,622	24,962	25,000	25,000
<b>Total Expenditures</b>	<b>22,622</b>	<b>24,962</b>	<b>25,000</b>	<b>25,000</b>
<b>Revenues</b>				
Local Revenues	131,869	178,177	138,000	148,381
<b>Total Revenues</b>	<b>131,869</b>	<b>178,177</b>	<b>138,000</b>	<b>148,381</b>
<b>Department Net Local</b>	<u><u>-109,247</u></u>	<u><u>-153,215</u></u>	<u><u>-113,000</u></u>	<u><u>-123,381</u></u>

## 1950 - TAXES ON CO. OWN. PROP.

	2013 Actual	2014 Actual	2015 Modified	2016 Adopted
<b>Expenditures</b>				
Other	10,562	10,677	12,000	12,000
<b>Total Expenditures</b>	<b>10,562</b>	<b>10,677</b>	<b>12,000</b>	<b>12,000</b>
<b>Department Net Local</b>	<u><u>10,562</u></u>	<u><u>10,677</u></u>	<u><u>12,000</u></u>	<u><u>12,000</u></u>

# Health Department

## Consolidated Departmental Budget

	2013 Actual	2014 Actual	2015 Modified	2016 Adopted
<b>Expenditures</b>				
Salary and Wages	3,113,122	3,194,802	3,368,479	3,391,189
Overtime	33	36	0	0
Premium Pay	51,357	70,048	18,796	17,043
Fringe Benefits	1,678,141	1,835,092	1,905,565	1,838,480
Automotive Equipment	0	0	24,000	24,999
Other Capital Equip	86,138	59,360	18,511	15,954
Vehicle Fuel and Maint	17,466	14,878	20,280	19,300
Other Supplies	202,145	207,276	210,391	228,033
Travel Training	16,182	15,712	23,568	33,540
Professional Services	275,701	273,606	368,738	369,239
Mandate - PreK and EI	4,993,711	5,906,609	5,405,000	6,255,000
Mandate - Other	129,362	143,429	150,000	165,000
All Other Contr. Svcs	13,243	13,965	14,590	18,175
Program Expense	7,210	10,692	67,980	82,272
Utilities	34,768	33,013	42,267	39,387
Rent	171,888	173,919	174,171	175,371
Other	63,091	65,543	72,334	69,263
<b>Total Expenditures</b>	<b>10,853,558</b>	<b>12,017,980</b>	<b>11,884,670</b>	<b>12,742,245</b>
<b>Revenues</b>				
Federal Aid	866,391	836,728	903,345	1,197,184
State Aid	3,774,636	5,112,815	3,992,593	4,130,032
Local Revenues	1,550,805	1,111,501	1,187,450	1,137,738
Other Revenues	166,866	131,335	139,027	144,900
Interfund Transf & Rev	0	21,579	0	21,000
<b>Total Revenues</b>	<b>6,358,698</b>	<b>7,213,958</b>	<b>6,222,415</b>	<b>6,630,854</b>
<b>Department Net Local</b>	<b><u><u>4,494,860</u></u></b>	<b><u><u>4,804,022</u></u></b>	<b><u><u>5,662,255</u></u></b>	<b><u><u>6,111,391</u></u></b>

# Health Department

## Full-Time Equivalents

	2012 Budget	2013 Budget	2014 Budget	2015 Budget	2016 Adopted	Difference
Account Clerk/Typist	5.00	2.00	2.00	2.00	2.00	0.00
Administrative Assistant	1.00	0.00	0.00	0.00	0.00	0.00
Administrative Assistant 4	0.00	0.00	0.00	0.00	1.00	1.00
Administrative Coordinator	2.00	2.00	2.00	2.00	3.00	1.00
Bioterrorism Preparedness Coordinator	1.00	1.00	0.00	0.00	0.00	0.00
Community Health Nurse	20.47	13.67	13.60	13.60	13.60	0.00
Deputy Medical Examiner	0.20	0.20	0.20	0.20	0.20	0.00
Deputy Registrar of Vital Records	1.00	1.00	1.00	1.00	1.00	0.00
Director Health Promotion Program	1.00	1.00	1.00	1.00	1.00	0.00
Director of Children with Special Care Needs	1.00	1.00	1.00	1.00	1.00	0.00
Director of Community Health	0.00	0.00	0.00	0.00	1.00	1.00
Director of Environmental Health	1.00	1.00	1.00	1.00	1.00	0.00
Director of Patient Services	1.00	1.00	1.00	1.00	0.00	-1.00
Employee Health and Safety Coordinator	1.00	1.00	1.00	1.00	1.00	0.00
Healthy Neighborhoods Education Coordina	0.00	0.00	0.00	1.00	1.00	0.00
Information Aide	0.00	1.00	1.00	1.00	1.75	0.75
Keyboard Specialist	4.00	4.00	4.00	4.00	4.00	0.00
Medical Director	0.25	0.25	0.25	0.25	0.25	0.00
Physical Therapist	1.00	0.00	0.00	0.00	0.00	0.00
Planner/Evaluator	1.00	1.00	1.00	1.00	1.00	0.00
Project Assistant	0.00	0.00	0.00	0.00	0.20	0.20
Public Health Administrator	1.00	1.00	1.00	1.00	1.00	0.00
Public Health Director	1.00	1.00	1.00	1.00	1.00	0.00
Public Health Engineer	1.00	1.00	1.00	1.00	1.00	0.00
Public Health Preparedness Coordinator	0.00	0.00	1.00	1.00	1.00	0.00
Public Health Sanitarian	10.05	10.00	10.00	9.00	9.00	0.00
Public Health Social Worker	1.00	0.00	0.00	0.00	0.00	0.00
Public Health Technician	0.00	0.00	0.00	0.00	0.39	0.39
Registered Professional Nurse	0.00	0.00	0.00	0.00	1.00	1.00
Senior Account Clerk/Typist	5.50	6.00	6.00	6.00	3.69	-2.31
Senior Community Health Nurse	0.00	0.00	0.00	0.00	3.00	3.00
Senior Public Health Sanitarian	3.00	3.00	3.00	3.00	3.00	0.00
Supervising Community Health Nurse	2.00	1.00	1.00	1.00	1.00	0.00
Systems Analyst	0.80	0.00	0.00	0.00	0.00	0.00
Team Leader	5.00	3.00	3.00	3.00	0.00	-3.00
Tobacco Program Education Coordinator	1.00	1.00	1.00	0.00	0.00	0.00
WIC Clerk	3.00	3.00	2.00	2.00	2.00	0.00
WIC Nutrition Educator	1.50	1.50	2.00	0.80	0.00	-0.80
WIC Nutrition Educator II	0.00	0.00	0.00	1.50	1.60	0.10
WIC Program Director	1.00	1.00	1.00	1.00	1.00	0.00
WIC Program Nutritionist	1.50	1.50	1.50	1.00	1.00	0.00
	<b>80.27</b>	<b>65.12</b>	<b>64.55</b>	<b>63.35</b>	<b>64.68</b>	<b>1.33</b>

# Health Department

## 2960 - PRESCHOOL SPECIAL EDUCATION

	2013 Actual	2014 Actual	2015 Modified	2016 Adopted
<b>Expenditures</b>				
Mandate - PreK and EI	4,270,626	5,281,484	4,550,000	5,400,000
<b>Total Expenditures</b>	<b>4,270,626</b>	<b>5,281,484</b>	<b>4,550,000</b>	<b>5,400,000</b>
<b>Revenues</b>				
State Aid	2,211,421	2,958,287	2,169,000	2,535,000
Local Revenues	275,472	412,022	300,000	375,000
Other Revenues	3,856	1,816	0	0
<b>Total Revenues</b>	<b>2,490,749</b>	<b>3,372,125</b>	<b>2,469,000</b>	<b>2,910,000</b>
<b>Department Net Local</b>	<b><u>1,779,877</u></b>	<b><u>1,909,359</u></b>	<b><u>2,081,000</u></b>	<b><u>2,490,000</u></b>

# Health Department

## 4010 - PH ADMINISTRATION

	2013 Actual	2014 Actual	2015 Modified	2016 Adopted
<b>Expenditures</b>				
Salary and Wages	366,931	389,824	408,292	555,254
Premium Pay	2,747	1,675	1,675	3,008
Fringe Benefits	196,312	222,764	226,505	299,658
Other Capital Equip	62,276	1,410	3,718	3,000
Other Supplies	9,672	5,205	11,100	17,727
Travel Training	1,805	2,755	3,659	9,225
Professional Services	0	5,000	0	0
All Other Contr. Svcs	1,580	880	880	1,305
Program Expense	0	1,339	15,707	14,594
Utilities	4,610	4,961	5,470	7,097
Rent	61,875	61,875	61,875	68,632
Other	8,100	6,370	9,300	10,758
<b>Total Expenditures</b>	<b>715,908</b>	<b>704,058</b>	<b>748,181</b>	<b>990,258</b>
<b>Revenues</b>				
Federal Aid	126,477	76,369	107,846	107,681
State Aid	0	0	0	50,144
Local Revenues	100	140	150	2,000
<b>Total Revenues</b>	<b>126,577</b>	<b>76,509</b>	<b>107,996</b>	<b>159,825</b>
<b>Department Net Local</b>	<b><u>589,331</u></b>	<b><u>627,549</u></b>	<b><u>640,185</u></b>	<b><u>830,433</u></b>

# Health Department

## 4012 - WOMEN, INFANTS & CHILDREN

	2013 Actual	2014 Actual	2015 Modified	2016 Adopted
<b>Expenditures</b>				
Salary and Wages	219,939	237,590	261,079	240,147
Overtime	13	25	0	0
Premium Pay	15,180	4,778	950	1,400
Fringe Benefits	124,846	137,921	148,055	130,677
Automotive Equipment	0	0	24,000	24,999
Other Capital Equip	3,113	21,948	1,600	0
Vehicle Fuel and Maint	836	777	2,450	1,100
Other Supplies	14,340	7,615	4,989	18,935
Travel Training	1,811	3,084	5,500	4,935
Professional Services	7,326	20,861	25,285	25,826
All Other Contr. Svcs	0	0	1,705	2,760
Program Expense	5,577	1,935	10,012	14,088
Utilities	7,544	5,233	5,376	5,515
Rent	15,124	15,274	15,524	16,724
Other	5,187	12,268	6,027	4,792
<b>Total Expenditures</b>	<b>420,836</b>	<b>469,309</b>	<b>512,552</b>	<b>491,898</b>
<b>Revenues</b>				
Federal Aid	449,460	458,221	512,552	491,898
Other Revenues	0	9,339	0	0
<b>Total Revenues</b>	<b>449,460</b>	<b>467,560</b>	<b>512,552</b>	<b>491,898</b>
<b>Department Net Local</b>	<b><u><u>-28,624</u></u></b>	<b><u><u>1,749</u></u></b>	<b><u><u>0</u></u></b>	<b><u><u>0</u></u></b>

# Health Department

## 4013 - OCCUPATIONAL HLTH.& SFTY.

	2013 Actual	2014 Actual	2015 Modified	2016 Adopted
<b>Expenditures</b>				
Salary and Wages	44,488	45,383	45,383	51,866
Premium Pay	500	500	500	0
Fringe Benefits	23,887	26,107	25,924	28,059
Other Capital Equip	0	0	0	1,500
Other Supplies	390	46	150	400
Travel Training	0	0	0	5,000
Professional Services	180	0	200	25,099
All Other Contr. Svcs	335	250	300	300
Utilities	202	207	250	850
Rent	166	664	664	664
Other	0	18	68	500
<b>Total Expenditures</b>	<b>70,148</b>	<b>73,175</b>	<b>73,439</b>	<b>114,238</b>
<b>Department Net Local</b>	<b><u>70,148</u></b>	<b><u>73,175</u></b>	<b><u>73,439</u></b>	<b><u>114,238</u></b>

## 4014 - MEDICAL EXAMINER

	2013 Actual	2014 Actual	2015 Modified	2016 Adopted
<b>Expenditures</b>				
Salary and Wages	15,451	15,760	15,709	15,709
Premium Pay	100	50	90	95
Fringe Benefits	8,231	8,996	8,926	8,550
Professional Services	34,362	34,947	35,646	36,366
Other	511	782	654	932
<b>Total Expenditures</b>	<b>58,655</b>	<b>60,535</b>	<b>61,025</b>	<b>61,652</b>
<b>Department Net Local</b>	<b><u>58,655</u></b>	<b><u>60,535</u></b>	<b><u>61,025</u></b>	<b><u>61,652</u></b>

# Health Department

## 4015 - VITAL RECORDS

	2013 Actual	2014 Actual	2015 Modified	2016 Adopted
<b>Expenditures</b>				
Salary and Wages	39,799	40,640	40,769	40,769
Premium Pay	0	0	0	400
Fringe Benefits	21,132	23,124	23,034	22,272
Other Capital Equip	477	9,185	0	0
Other Supplies	351	1,228	1,400	1,600
Professional Services	0	16,999	1,100	1,000
All Other Contr. Svcs	880	880	880	880
Utilities	403	414	425	475
Rent	461	1,844	1,844	1,844
Other	58	38	125	125
<b>Total Expenditures</b>	<b>63,561</b>	<b>94,352</b>	<b>69,577</b>	<b>69,365</b>
<b>Revenues</b>				
Local Revenues	130,878	129,378	127,000	129,000
<b>Total Revenues</b>	<b>130,878</b>	<b>129,378</b>	<b>127,000</b>	<b>129,000</b>
<b>Department Net Local</b>	<b><u><u>-67,317</u></u></b>	<b><u><u>-35,026</u></u></b>	<b><u><u>-57,423</u></u></b>	<b><u><u>-59,635</u></u></b>



# Health Department

## 4016 - DIVISION FOR COMMUNITY HEALTH

	2013 Actual	2014 Actual	2015 Modified	2016 Adopted
<b>Expenditures</b>				
Salary and Wages	866,687	823,202	923,607	728,752
Premium Pay	20,812	23,090	6,060	3,390
Fringe Benefits	471,228	480,710	525,262	396,089
Other Capital Equip	3,170	16,163	4,996	1,644
Vehicle Fuel and Maint	6,816	4,577	6,200	6,200
Other Supplies	114,601	97,114	125,501	132,955
Travel Training	9,172	2,540	5,794	5,554
Professional Services	197,207	156,429	266,444	235,656
All Other Contr. Svcs	6,048	7,555	6,425	7,425
Program Expense	0	0	3,899	6,612
Utilities	9,184	9,147	13,936	10,480
Rent	34,786	34,786	34,786	28,029
Other	16,572	15,635	17,477	15,963
<b>Total Expenditures</b>	<b>1,756,283</b>	<b>1,670,948</b>	<b>1,940,387</b>	<b>1,578,749</b>
<b>Revenues</b>				
Federal Aid	78,463	77,862	81,084	84,543
State Aid	187,419	108,700	118,060	77,773
Local Revenues	220,686	120,525	299,539	202,664
<b>Total Revenues</b>	<b>486,568</b>	<b>307,087</b>	<b>498,683</b>	<b>364,980</b>
<b>Department Net Local</b>	<b><u>1,269,715</u></b>	<b><u>1,363,861</u></b>	<b><u>1,441,704</u></b>	<b><u>1,213,769</u></b>

## 4017 - MEDICAL EXAMINER PROGRAM

	2013 Actual	2014 Actual	2015 Modified	2016 Adopted
<b>Expenditures</b>				
Mandate - Other	129,362	143,429	150,000	165,000
<b>Total Expenditures</b>	<b>129,362</b>	<b>143,429</b>	<b>150,000</b>	<b>165,000</b>
<b>Department Net Local</b>	<b><u>129,362</u></b>	<b><u>143,429</u></b>	<b><u>150,000</u></b>	<b><u>165,000</u></b>

# Health Department

## 4018 - HEALTHY NEIGHBORHOOD PROGRAM

	2013 Actual	2014 Actual	2015 Modified	2016 Adopted
<b>Expenditures</b>				
Salary and Wages	0	93,144	86,335	86,440
Overtime	0	11	0	0
Premium Pay	0	350	358	437
Fringe Benefits	0	45,309	45,855	43,990
Other Capital Equip	0	1,576	300	1,550
Other Supplies	0	48,762	47,149	40,902
Travel Training	0	2,090	1,200	1,200
Program Expense	0	4,250	17,650	26,842
Utilities	0	363	420	520
Rent	0	1,474	1,554	1,554
Other	0	77	3,337	230
<b>Total Expenditures</b>	<b>0</b>	<b>197,406</b>	<b>204,158</b>	<b>203,665</b>
<b>Revenues</b>				
State Aid	0	190,888	204,158	203,665
<b>Total Revenues</b>	<b>0</b>	<b>190,888</b>	<b>204,158</b>	<b>203,665</b>
<b>Department Net Local</b>	<b><u>0</u></b>	<b><u>6,518</u></b>	<b><u>0</u></b>	<b><u>0</u></b>

# Health Department

4019 - COMM PARTNER - TOBACCO

	2013 Actual	2014 Actual	2015 Modified	2016 Adopted
<b>Expenditures</b>				
Salary and Wages	0	31,686	0	0
Premium Pay	0	200	0	0
Fringe Benefits	0	18,143	0	0
Other Supplies	0	34,839	0	0
Travel Training	0	1,334	0	0
Other	0	285	0	0
<b>Total Expenditures</b>	<b>0</b>	<b>86,487</b>	<b>0</b>	<b>0</b>
<b>Revenues</b>				
State Aid	0	84,348	0	0
<b>Total Revenues</b>	<b>0</b>	<b>84,348</b>	<b>0</b>	<b>0</b>
<b>Department Net Local</b>	<b>0</b>	<b>2,139</b>	<b>0</b>	<b>0</b>

# Health Department

4047 - PLNG. & COORD. OF C.S.N.

	2013 Actual	2014 Actual	2015 Modified	2016 Adopted
<b>Expenditures</b>				
Salary and Wages	676,592	682,691	741,536	802,840
Premium Pay	7,238	17,527	4,550	3,700
Fringe Benefits	363,088	398,424	421,539	436,338
Other Capital Equip	3,834	0	0	0
Vehicle Fuel and Maint	2,059	1,818	2,450	2,200
Other Supplies	6,208	9,389	10,675	10,750
Travel Training	1,980	1,521	3,765	3,758
Professional Services	0	280	0	0
All Other Contr. Svcs	2,448	2,448	2,448	2,448
Utilities	4,779	4,916	5,200	5,400
Rent	23,766	23,766	23,766	23,766
Other	24,032	22,584	25,500	26,088
<b>Total Expenditures</b>	<b>1,116,024</b>	<b>1,165,364</b>	<b>1,241,429</b>	<b>1,317,288</b>
<b>Revenues</b>				
Federal Aid	54,058	88,720	53,529	54,467
State Aid	73,356	147,091	88,375	107,325
Local Revenues	79,615	78,655	110,000	80,000
Other Revenues	152,842	104,269	130,427	135,000
Interfund Transf & Rev				21,000
<b>Total Revenues</b>	<b>359,871</b>	<b>418,735</b>	<b>382,331</b>	<b>397,792</b>
<b>Department Net Local</b>	<b><u>756,153</u></b>	<b><u>746,629</u></b>	<b><u>859,098</u></b>	<b><u>919,496</u></b>

# Health Department

## 4048 - PHYS.HANDIC.CHIL.TREATMNT

	2013 Actual	2014 Actual	2015 Modified	2016 Adopted
<b>Expenditures</b>				
Program Expense	1,008	2,730	8,000	8,000
<b>Total Expenditures</b>	<b>1,008</b>	<b>2,730</b>	<b>8,000</b>	<b>8,000</b>
<b>Revenues</b>				
State Aid	431	2,600	3,900	4,000
Local Revenues	0	0	200	0
<b>Total Revenues</b>	<b>431</b>	<b>2,600</b>	<b>4,100</b>	<b>4,000</b>
<b>Department Net Local</b>	<u><u>577</u></u>	<u><u>130</u></u>	<u><u>3,900</u></u>	<u><u>4,000</u></u>

## 4054 - EARLY INTERVENTION (0-3)

	2013 Actual	2014 Actual	2015 Modified	2016 Adopted
<b>Expenditures</b>				
Mandate - PreK and EI	723,085	625,125	855,000	855,000
<b>Total Expenditures</b>	<b>723,085</b>	<b>625,125</b>	<b>855,000</b>	<b>855,000</b>
<b>Revenues</b>				
Federal Aid	0	139	0	306,000
State Aid	132,768	414,822	307,000	0
Local Revenues	495,022	22,124	0	0
Other Revenues	8	210	0	0
<b>Total Revenues</b>	<b>627,798</b>	<b>437,295</b>	<b>307,000</b>	<b>306,000</b>
<b>Department Net Local</b>	<u><u>95,287</u></u>	<u><u>187,830</u></u>	<u><u>548,000</u></u>	<u><u>549,000</u></u>

# Health Department

## 4090 - ENVIRONMENTAL HEALTH

	2013 Actual	2014 Actual	2015 Modified	2016 Adopted
<b>Expenditures</b>				
Salary and Wages	883,235	834,882	845,769	869,412
Overtime	20	0	0	0
Premium Pay	4,780	21,878	4,613	4,613
Fringe Benefits	469,417	473,594	480,465	472,847
Other Capital Equip	13,268	9,078	7,897	8,260
Vehicle Fuel and Maint	7,755	7,706	9,180	9,800
Other Supplies	56,583	3,078	9,427	4,764
Travel Training	1,414	2,388	3,650	3,868
Professional Services	36,626	39,090	40,063	45,292
All Other Contr. Svcs	1,952	1,952	1,952	3,057
Program Expense	625	438	12,712	12,136
Utilities	8,046	7,772	11,190	9,050
Rent	35,710	34,236	34,158	34,158
Other	8,631	7,486	9,846	9,875
<b>Total Expenditures</b>	<b>1,528,062</b>	<b>1,443,578</b>	<b>1,470,922</b>	<b>1,487,132</b>
<b>Revenues</b>				
Federal Aid	157,933	135,417	148,334	152,595
State Aid	227,051	25,772	38,993	39,007
Local Revenues	349,032	348,657	350,561	349,074
Other Revenues	10,160	15,701	8,600	9,900
Interfund Transf & Rev	0	21,579	0	0
<b>Total Revenues</b>	<b>744,176</b>	<b>547,126</b>	<b>546,488</b>	<b>550,576</b>
<b>Department Net Local</b>	<b><u>783,886</u></b>	<b><u>896,452</u></b>	<b><u>924,434</u></b>	<b><u>936,556</u></b>

## 4095 - PUBLIC HEALTH STATE AID

	2013 Actual	2014 Actual	2015 Modified	2016 Adopted
<b>Revenues</b>				
State Aid	942,190	1,180,307	1,063,107	1,113,118
<b>Total Revenues</b>	<b>942,190</b>	<b>1,180,307</b>	<b>1,063,107</b>	<b>1,113,118</b>
<b>Department Net Local</b>	<b><u>-942,190</u></b>	<b><u>-1,180,307</u></b>	<b><u>-1,063,107</u></b>	<b><u>-1,113,118</u></b>

# Highway Division

## Consolidated Departmental Budget

	2013 Actual	2014 Actual	2015 Modified	2016 Adopted
<b>Expenditures</b>				
Salary and Wages	1,769,559	1,867,507	1,888,068	1,975,636
Overtime	36,479	36,967	115,700	126,500
Premium Pay	15,750	19,690	18,250	14,700
Fringe Benefits	1,114,500	1,047,979	1,077,769	1,094,493
Automotive Equipment	433,618	120,190	424,000	705,000
Highway Equipment	0	291,125	0	0
Other Capital Equip	19,837	26,058	52,250	22,200
Highway Materials	2,185,670	1,978,792	1,994,056	1,856,503
Vehicle Fuel and Maint	597,338	677,714	674,250	675,000
Other Supplies	17,190	18,368	22,750	27,875
Travel Training	1,637	2,195	14,200	9,500
Professional Services	10,249	0	1,700	1,700
All Other Contr. Svcs	1,489,520	1,894,241	1,490,160	1,472,919
Program Expense	116,080	135,164	132,600	135,100
Maintenance	9,578	27,944	50,000	0
Utilities	17,103	18,314	22,500	22,500
Other	270,769	460,725	632,933	663,208
Other Finance	0	30,088	246,266	0
<b>Total Expenditures</b>	<b>8,104,877</b>	<b>8,653,061</b>	<b>8,857,452</b>	<b>8,802,834</b>
<b>Revenues</b>				
Federal Aid	42,699	53,007	0	0
State Aid	2,089,515	2,206,683	2,251,400	2,025,296
Other Revenues	268,343	193,673	251,815	223,200
Interfund Transf & Rev	6,016,546	6,045,278	6,077,971	6,273,338
<b>Total Revenues</b>	<b>8,417,103</b>	<b>8,498,641</b>	<b>8,581,186</b>	<b>8,521,834</b>
<b>Department Net Local</b>	<b><u><u>-312,226</u></u></b>	<b><u><u>154,420</u></u></b>	<b><u><u>276,266</u></u></b>	<b><u><u>281,000</u></u></b>

# Highway Division

## Full-Time Equivalents

	<u>2012</u> <u>Budget</u>	<u>2013</u> <u>Budget</u>	<u>2014</u> <u>Budget</u>	<u>2015</u> <u>Budget</u>	<u>2016</u> <u>Adopted</u>	<u>Difference</u>
Account Clerk Typist	0.00	0.00	0.75	0.75	1.00	0.25
Administrative Assistant	1.00	1.00	1.00	1.00	1.00	0.00
Assistant Highway Director	0.00	1.00	1.00	1.00	1.00	0.00
Associate Civil Engineer	2.00	2.00	1.00	1.00	1.50	0.50
Bridge Mechanic (Vacant)	1.00	1.00	1.00	0.00	1.00	1.00
Civil Engineer	1.00	0.00	1.00	1.00	1.00	0.00
Cleaner	0.00	0.00	0.00	0.00	0.00	0.00
County Highway Director	1.00	1.00	1.00	1.00	1.00	0.00
County Highway Manager	0.00	0.00	0.00	0.00	0.00	0.00
Engineering Technician	0.00	0.00	0.00	1.00	1.00	0.00
Equip Service/Parts Room Tech	1.00	1.00	1.00	1.00	1.00	0.00
Equipment Service Manager	1.00	1.00	1.00	1.00	1.00	0.00
Equipment Service Technician	1.00	1.00	1.00	1.00	1.00	0.00
Heavy Equipment Mechanic	3.00	3.00	3.00	3.00	3.00	0.00
Heavy Equipment Operator	7.00	9.00	8.00	8.00	8.00	0.00
Highway Crew Supervisor	2.00	2.00	3.00	2.00	2.00	0.00
Highway Technician	1.00	1.00	1.00	1.00	1.00	0.00
Laborer	0.00	0.00	0.00	0.00	0.00	0.00
Motor Equipment Operator	9.00	8.00	9.00	10.00	10.00	0.00
Seasonal Worker	4.19	4.19	4.19	4.19	3.44	-0.75
Secretary	1.00	1.00	0.00	0.00	0.00	0.00
Senior Highway Crew Super	1.00	1.00	1.00	1.00	1.00	0.00
Sign Mechanic	1.00	0.00	0.00	0.00	0.00	0.00
Sr. Engineering Technician	1.00	1.00	1.00	1.00	0.00	-1.00
Sr. Sign Mechanic	0.00	1.00	1.00	1.00	1.00	0.00
Welder	1.00	1.00	1.00	1.00	1.00	0.00
	<b><u>40.19</u></b>	<b><u>41.19</u></b>	<b><u>41.94</u></b>	<b><u>41.94</u></b>	<b><u>41.94</u></b>	<b><u>0.00</u></b>



# Highway Division

## 3310 - TRAFFIC CONTROL

	2013 Actual	2014 Actual	2015 Modified	2016 Adopted
<b>Expenditures</b>				
Salary and Wages	47,150	48,546	46,259	48,363
Overtime	741	842	4,000	3,000
Premium Pay	498	1,194	400	550
Fringe Benefits	0	0	28,622	28,085
Other Capital Equip	10,629	2,991	4,500	2,200
Highway Materials	21,623	28,630	16,000	17,500
Other Supplies	350	350	350	350
All Other Contr. Svcs	32,828	30,898	32,932	33,432
Program Expense	116,080	135,164	132,500	135,000
Utilities	6,346	7,465	9,000	9,000
<b>Total Expenditures</b>	<b>236,245</b>	<b>256,080</b>	<b>274,563</b>	<b>277,480</b>
<b>Revenues</b>				
Other Revenues	326	3,066	1,000	1,000
Interfund Transf & Rev	268,555	279,565	273,563	276,480
<b>Total Revenues</b>	<b>268,881</b>	<b>282,631</b>	<b>274,563</b>	<b>277,480</b>
<b>Department Net Local</b>	<b><u><u>-32,636</u></u></b>	<b><u><u>-26,551</u></u></b>	<b><u><u>0</u></u></b>	<b><u><u>0</u></u></b>

# Highway Division

5010 - COUNTY ROAD ADMIN.

	2013 Actual	2014 Actual	2015 Modified	2016 Adopted
<b>Expenditures</b>				
Salary and Wages	164,098	151,640	157,435	166,462
Overtime	632	170	0	0
Premium Pay	950	450	450	450
Fringe Benefits	0	0	89,205	90,299
Other Supplies	1,827	1,994	2,500	2,750
Travel Training	838	1,194	2,000	3,000
Professional Services	0	0	200	200
All Other Contr. Svcs	61,911	1,800	900	600
Other	948	1,125	1,439	1,439
<b>Total Expenditures</b>	<b>231,204</b>	<b>158,373</b>	<b>254,129</b>	<b>265,200</b>
<b>Revenues</b>				
Other Revenues	2,065	1,975	2,000	2,000
Interfund Transf & Rev	279,519	252,496	252,129	263,200
<b>Total Revenues</b>	<b>281,584</b>	<b>254,471</b>	<b>254,129</b>	<b>265,200</b>
<b>Department Net Local</b>	<b><u><u>-50,380</u></u></b>	<b><u><u>-96,098</u></u></b>	<b><u><u>0</u></u></b>	<b><u><u>0</u></u></b>

# Highway Division

## 5110 - MAINT. ROADS & BRIDGES

	2013 Actual	2014 Actual	2015 Modified	2016 Adopted
<b>Expenditures</b>				
Salary and Wages	1,306,870	1,397,449	1,408,234	1,474,452
Overtime	33,167	34,587	111,700	116,500
Premium Pay	12,224	15,914	9,650	10,500
Fringe Benefits	24,049	24,761	799,544	815,671
Other Capital Equip	2,742	8,962	33,500	6,000
Highway Materials	1,894,782	1,684,231	1,628,481	1,459,743
Other Supplies	13,113	13,550	17,100	20,450
Travel Training	410	551	11,200	5,500
Professional Services	10,249	0	1,500	1,500
All Other Contr. Svcs	993,128	1,091,478	1,037,383	1,009,942
Program Expense	0	0	100	100
Other	1,329	881	1,204	1,454
Other Finance	0	0	246,266	0
<b>Total Expenditures</b>	<b>4,292,063</b>	<b>4,272,364</b>	<b>5,305,862</b>	<b>4,921,812</b>
<b>Revenues</b>				
Federal Aid	0	40,726	0	0
State Aid	2,081,509	2,204,380	2,251,400	2,025,296
Other Revenues	101,154	36,319	3,500	3,500
Interfund Transf & Rev	3,027,071	2,892,342	2,804,696	2,893,016
<b>Total Revenues</b>	<b>5,209,734</b>	<b>5,173,767</b>	<b>5,059,596</b>	<b>4,921,812</b>
<b>Department Net Local</b>	<b><u>-917,671</u></b>	<b><u>-901,403</u></b>	<b><u>246,266</u></b>	<b><u>0</u></b>

# Highway Division

5111 - BRIDGES

	2013 Actual	2014 Actual	2015 Modified	2016 Adopted
<b>Expenditures</b>				
Highway Materials	75,417	79,240	99,575	104,260
Other Supplies	0	83	200	200
Travel Training	370	450	1,000	1,000
All Other Contr. Svcs	74,673	442,821	90,000	85,000
Other	0	64	90	90
Other Finance	0	30,088	0	0
<b>Total Expenditures</b>	<b>150,460</b>	<b>552,746</b>	<b>190,865</b>	<b>190,550</b>
<b>Revenues</b>				
Federal Aid	42,699	12,281	0	0
State Aid	8,006	2,303	0	0
Other Revenues	5,525	16,167	15,315	0
Interfund Transf & Rev	168,715	175,000	175,550	190,550
<b>Total Revenues</b>	<b>224,945</b>	<b>205,751</b>	<b>190,865</b>	<b>190,550</b>
<b>Department Net Local</b>	<b><u><u>-74,485</u></u></b>	<b><u><u>346,995</u></u></b>	<b><u><u>0</u></u></b>	<b><u><u>0</u></u></b>

# Highway Division

## 5130 - HIGHWAY MACHINERY

	2013 Actual	2014 Actual	2015 Modified	2016 Adopted
<b>Expenditures</b>				
Salary and Wages	251,441	269,872	276,140	286,359
Overtime	1,939	1,368	0	7,000
Premium Pay	2,078	2,132	7,750	3,200
Fringe Benefits	3,739	5,309	160,398	160,438
Automotive Equipment	433,618	120,190	424,000	705,000
Highway Equipment	0	291,125	0	0
Other Capital Equip	6,466	14,105	14,250	14,000
Highway Materials	5,314	-478	0	0
Vehicle Fuel and Maint	597,338	677,714	674,250	675,000
Other Supplies	1,900	2,391	2,600	4,125
Travel Training	19	0	0	0
All Other Contr. Svcs	11,980	12,244	13,945	13,945
Maintenance	9,578	27,944	50,000	0
Utilities	10,757	10,849	13,500	13,500
Other	182	135	200	225
<b>Total Expenditures</b>	<b>1,336,349</b>	<b>1,434,900</b>	<b>1,637,033</b>	<b>1,882,792</b>
<b>Revenues</b>				
Other Revenues	159,273	136,146	230,000	216,700
Interfund Transf & Rev	1,492,686	1,509,875	1,407,033	1,385,092
<b>Total Revenues</b>	<b>1,651,959</b>	<b>1,646,021</b>	<b>1,637,033</b>	<b>1,601,792</b>
<b>Department Net Local</b>	<b><u><u>-315,610</u></u></b>	<b><u><u>-211,121</u></u></b>	<b><u><u>0</u></u></b>	<b><u><u>281,000</u></u></b>

# Highway Division

## 5142 - SNOW REMOVAL COUNTY

	2013 Actual	2014 Actual	2015 Modified	2016 Adopted
<b>Expenditures</b>				
Highway Materials	188,534	187,169	250,000	275,000
All Other Contr. Svcs	315,000	315,000	315,000	330,000
Other	268,310	458,520	630,000	660,000
<b>Total Expenditures</b>	<b>771,844</b>	<b>960,689</b>	<b>1,195,000</b>	<b>1,265,000</b>
<b>Revenues</b>				
Interfund Transf & Rev	780,000	936,000	1,165,000	1,265,000
<b>Total Revenues</b>	<b>780,000</b>	<b>936,000</b>	<b>1,165,000</b>	<b>1,265,000</b>
<b>Department Net Local</b>	<b><u>-8,156</u></b>	<b><u>24,689</u></b>	<b><u>30,000</u></b>	<b><u>0</u></b>

## 9104 - COUNTY ROAD FRINGE

	2013 Actual	2014 Actual	2015 Modified	2016 Adopted
<b>Expenditures</b>				
Fringe Benefits	931,746	866,558	0	0
<b>Total Expenditures</b>	<b>931,746</b>	<b>866,558</b>	<b>0</b>	<b>0</b>
<b>Department Net Local</b>	<b><u>931,746</u></b>	<b><u>866,558</u></b>	<b><u>0</u></b>	<b><u>0</u></b>

## 9105 - MACHINERY FRINGE

	2013 Actual	2014 Actual	2015 Modified	2016 Adopted
<b>Expenditures</b>				
Fringe Benefits	154,966	151,351	0	0
<b>Total Expenditures</b>	<b>154,966</b>	<b>151,351</b>	<b>0</b>	<b>0</b>
<b>Department Net Local</b>	<b><u>154,966</u></b>	<b><u>151,351</u></b>	<b><u>0</u></b>	<b><u>0</u></b>

# Information Technology Services

## Consolidated Departmental Budget

	2013 Actual	2014 Actual	2015 Modified	2016 Adopted
<b>Expenditures</b>				
Salary and Wages	603,411	689,408	794,778	762,923
Overtime	1,124	910	3,000	3,000
Premium Pay	24,203	44,059	3,975	3,750
Fringe Benefits	333,837	417,860	452,990	416,393
Other Capital Equip	54,214	15,779	18,718	26,409
Vehicle Fuel and Maint	730	1,186	2,317	1,400
Other Supplies	1,198	746	750	750
Travel Training	15,208	8,924	10,000	12,500
Professional Services	99,692	58,657	20,008	30,000
All Other Contr. Svcs	149,679	144,132	187,144	276,512
Utilities	45,554	38,600	36,200	4,810
Other	440	1,274	345	545
<b>Total Expenditures</b>	<b>1,329,290</b>	<b>1,421,535</b>	<b>1,530,225</b>	<b>1,538,992</b>
<b>Revenues</b>				
Other Revenues	54,429	54,293	47,590	8,170
Interfund Transf & Rev	362	3,515	7,880	42,523
<b>Total Revenues</b>	<b>54,791</b>	<b>57,808</b>	<b>55,470</b>	<b>50,693</b>
<b>Department Net Local</b>	<b><u>1,274,499</u></b>	<b><u>1,363,727</u></b>	<b><u>1,474,755</u></b>	<b><u>1,488,299</u></b>

# Information Technology Services

## Full-Time Equivalents

	<u>2012</u> <u>Budget</u>	<u>2013</u> <u>Budget</u>	<u>2014</u> <u>Budget</u>	<u>2015</u> <u>Budget</u>	<u>2016</u> <u>Adopted</u>	<u>Difference</u>
Administrative Assistant II	0.00	0.00	0.00	0.00	1.00	1.00
Administrative/Computer Assistant	1.00	1.00	1.00	1.00	0.00	-1.00
Deputy Director	0.00	1.00	1.00	1.00	1.00	0.00
Director	1.00	1.00	1.00	1.00	1.00	0.00
Financial Systems Administrator	1.00	0.50	0.50	0.50	1.00	0.50
GIS Project Leader	1.00	1.00	1.00	1.00	0.00	-1.00
GIS Systems Administrator	0.00	0.00	0.00	0.00	1.00	1.00
GIS Technician	1.00	1.00	0.00	0.00	0.00	0.00
GIS Technician/Web Developer	0.00	0.00	1.00	1.00	1.00	0.00
Information Security & Compliance Officer	0.00	0.00	0.00	0.00	1.00	1.00
Microcomputer Specialist	1.00	1.00	1.00	1.00	0.00	-1.00
Network/Systems Administrator	1.00	1.00	1.00	1.00	1.00	0.00
Programmer/Analyst	0.50	1.00	0.00	0.00	0.00	0.00
Project Assistant	0.00	0.00	1.00	0.00	0.00	0.00
Public Safety Systems Administrator	1.00	1.00	0.00	1.00	1.00	0.00
Security and Privacy Officer	0.00	0.00	0.00	1.00	0.00	-1.00
Systems Analyst	0.00	1.00	1.00	2.00	2.00	0.00
Telecommunications Program Administrator	1.00	1.00	1.00	1.00	1.00	0.00
	<b><u>9.50</u></b>	<b><u>11.50</u></b>	<b><u>10.50</u></b>	<b><u>12.50</u></b>	<b><u>12.00</u></b>	<b><u>-0.50</u></b>



# Information Technology Services

## 1680 - INFORMAT. TECH. SERVICES

	2013 Actual	2014 Actual	2015 Modified	2016 Adopted
<b>Expenditures</b>				
Salary and Wages	431,499	513,805	619,418	581,963
Overtime	782	762	2,000	2,000
Premium Pay	23,090	42,603	2,675	2,450
Fringe Benefits	241,782	317,030	352,612	317,249
Other Capital Equip	53,527	15,779	18,718	24,409
Vehicle Fuel and Maint	730	1,186	2,317	1,400
Other Supplies	886	596	600	600
Travel Training	11,580	7,386	6,000	6,000
Professional Services	99,692	58,657	20,008	30,000
All Other Contr. Svcs	135,636	137,004	174,466	257,922
Utilities	45,324	38,221	36,200	4,030
Other	392	1,080	345	345
<b>Total Expenditures</b>	<b>1,044,920</b>	<b>1,134,109</b>	<b>1,235,359</b>	<b>1,228,368</b>
<b>Revenues</b>				
Other Revenues	46,804	46,693	43,590	1,170
Interfund Transf & Rev	362	3,515	7,880	42,523
<b>Total Revenues</b>	<b>47,166</b>	<b>50,208</b>	<b>51,470</b>	<b>43,693</b>
<b>Department Net Local</b>	<b><u>997,754</u></b>	<b><u>1,083,901</u></b>	<b><u>1,183,889</u></b>	<b><u>1,184,675</u></b>

# Information Technology Services

1683 - GIS

	2013 Actual	2014 Actual	2015 Modified	2016 Adopted
<b>Expenditures</b>				
Salary and Wages	88,533	108,117	107,938	113,797
Overtime	152	0	0	0
Premium Pay	713	850	850	850
Fringe Benefits	47,467	62,002	61,465	62,024
Other Capital Equip	567	0	0	2,000
Other Supplies	312	150	150	150
Travel Training	1,380	879	2,000	4,000
All Other Contr. Svcs	14,043	7,128	12,678	18,590
Utilities	230	214	0	390
<b>Total Expenditures</b>	<b>153,397</b>	<b>179,340</b>	<b>185,081</b>	<b>201,801</b>
<b>Revenues</b>				
Other Revenues	7,625	7,600	4,000	7,000
<b>Total Revenues</b>	<b>7,625</b>	<b>7,600</b>	<b>4,000</b>	<b>7,000</b>
<b>Department Net Local</b>	<b><u>145,772</u></b>	<b><u>171,740</u></b>	<b><u>181,081</u></b>	<b><u>194,801</u></b>

1685 - ITS PUBLIC SAFETY SUPPORT

	2013 Actual	2014 Actual	2015 Modified	2016 Adopted
<b>Expenditures</b>				
Salary and Wages	83,379	67,486	67,422	67,163
Overtime	190	148	1,000	1,000
Premium Pay	400	606	450	450
Fringe Benefits	44,588	38,828	38,913	37,120
Other Capital Equip	120	0	0	0
Travel Training	2,248	659	2,000	2,500
Utilities	0	165	0	390
Other	48	194	0	200
<b>Total Expenditures</b>	<b>130,973</b>	<b>108,086</b>	<b>109,785</b>	<b>108,823</b>
<b>Department Net Local</b>	<b><u>130,973</u></b>	<b><u>108,086</u></b>	<b><u>109,785</u></b>	<b><u>108,823</u></b>

# Insurance Reserve

## Consolidated Departmental Budget

	2013 Actual	2014 Actual	2015 Modified	2016 Adopted
<b>Expenditures</b>				
Fringe Benefits	51,438	100,226	0	0
Program Expense	396,017	504,342	0	0
Other	200,013	247,399	0	243,000
Other Finance	0	0	320,000	195,000
<b>Total Expenditures</b>	<b>647,468</b>	<b>851,967</b>	<b>320,000</b>	<b>438,000</b>
<b>Revenues</b>				
Other Revenues	23,240	22,754	15,789	15,789
Interfund Transf & Rev	375,000	415,226	0	0
<b>Total Revenues</b>	<b>398,240</b>	<b>437,980</b>	<b>15,789</b>	<b>15,789</b>
<b>Department Net Local</b>	<b><u>249,228</u></b>	<b><u>413,987</u></b>	<b><u>304,211</u></b>	<b><u>422,211</u></b>

# Insurance Reserve

## 1930 - JUDGMENTS & CLAIMS

	2013 Actual	2014 Actual	2015 Modified	2016 Adopted
<b>Expenditures</b>				
Program Expense	76,017	189,342	0	0
<b>Total Expenditures</b>	<b>76,017</b>	<b>189,342</b>	<b>0</b>	<b>0</b>
<b>Revenues</b>				
Other Revenues	3,419	5,316	0	0
<b>Total Revenues</b>	<b>3,419</b>	<b>5,316</b>	<b>0</b>	<b>0</b>
<b>Department Net Local</b>	<u><u>72,598</u></u>	<u><u>184,026</u></u>	<u><u>0</u></u>	<u><u>0</u></u>

## 9051 - UNEMPLOYMENT INS CO

	2013 Actual	2014 Actual	2015 Modified	2016 Adopted
<b>Expenditures</b>				
Fringe Benefits	51,438	100,226	0	0
<b>Total Expenditures</b>	<b>51,438</b>	<b>100,226</b>	<b>0</b>	<b>0</b>
<b>Revenues</b>				
Interfund Transf & Rev	55,000	100,226	0	0
<b>Total Revenues</b>	<b>55,000</b>	<b>100,226</b>	<b>0</b>	<b>0</b>
<b>Department Net Local</b>	<u><u>-3,562</u></u>	<u><u>0</u></u>	<u><u>0</u></u>	<u><u>0</u></u>

# Insurance Reserve

## 9904 - SELF INSURANCE RESERVE

	2013 Actual	2014 Actual	2015 Modified	2016 Adopted
<b>Expenditures</b>				
Program Expense	320,000	315,000	0	0
Other	200,013	247,399	0	243,000
Other Finance	0	0	320,000	195,000
<b>Total Expenditures</b>	<b>520,013</b>	<b>562,399</b>	<b>320,000</b>	<b>438,000</b>
<b>Revenues</b>				
Other Revenues	17,746	15,329	15,789	15,789
<b>Total Revenues</b>	<b>17,746</b>	<b>15,329</b>	<b>15,789</b>	<b>15,789</b>
<b>Department Net Local</b>	<b><u>502,267</u></b>	<b><u>547,070</u></b>	<b><u>304,211</u></b>	<b><u>422,211</u></b>

## 9997 - UNALLOCATED

	2013 Actual	2014 Actual	2015 Modified	2016 Adopted
<b>Revenues</b>				
Other Revenues	2,075	2,109	0	0
Interfund Transf & Rev	320,000	315,000	0	0
<b>Total Revenues</b>	<b>322,075</b>	<b>317,109</b>	<b>0</b>	<b>0</b>
<b>Department Net Local</b>	<b><u>-322,075</u></b>	<b><u>-317,109</u></b>	<b><u>0</u></b>	<b><u>0</u></b>

# InterFund Distribution

## Consolidated Departmental Budget

	2013 Actual	2014 Actual	2015 Modified	2016 Adopted
<b>Expenditures</b>				
Fringe Benefits	0	0	1,579,956	1,973,415
Program Expense	4,661,413	4,709,226	4,793,670	5,010,138
<b>Total Expenditures</b>	<b>4,661,413</b>	<b>4,709,226</b>	<b>6,373,626</b>	<b>6,983,553</b>
<b>Revenues</b>				
Local Revenues	314,438	1,877,881	300,000	310,000
Other Revenues	323,516	0	0	326,057
Interfund Transf & Rev	237,979	0	0	0
<b>Total Revenues</b>	<b>875,933</b>	<b>1,877,881</b>	<b>300,000</b>	<b>636,057</b>
<b>Department Net Local</b>	<b><u>3,785,480</u></b>	<b><u>2,831,345</u></b>	<b><u>6,073,626</u></b>	<b><u>6,347,496</u></b>

# InterFund Distribution

## 9089 - SUPPLEMENTAL BENEFITS

	2013 Actual	2014 Actual	2015 Modified	2016 Adopted
<b>Revenues</b>				
Other Revenues	5,000	0	0	0
<b>Total Revenues</b>	<b>5,000</b>	<b>0</b>	<b>0</b>	<b>0</b>
<b>Department Net Local</b>	<u><u>-5,000</u></u>	<u><u>0</u></u>	<u><u>0</u></u>	<u><u>0</u></u>

## 9101 - GENERAL FUND FRINGE

	2013 Actual	2014 Actual	2015 Modified	2016 Adopted
<b>Expenditures</b>				
Fringe Benefits	0	0	1,579,956	1,973,415
<b>Total Expenditures</b>	<b>0</b>	<b>0</b>	<b>1,579,956</b>	<b>1,973,415</b>
<b>Revenues</b>				
Local Revenues	0	1,546,396	0	0
Other Revenues	318,516	0	0	326,057
Interfund Transf & Rev	237,979	0	0	0
<b>Total Revenues</b>	<b>556,495</b>	<b>1,546,396</b>	<b>0</b>	<b>326,057</b>
<b>Department Net Local</b>	<u><u>-556,495</u></u>	<u><u>-1,546,396</u></u>	<u><u>1,579,956</u></u>	<u><u>1,647,358</u></u>

## 9502 - CONTRIBUTION TO COMM DEV

	2013 Actual	2014 Actual	2015 Modified	2016 Adopted
<b>Expenditures</b>				
Program Expense	137,853	125,571	122,732	121,892
<b>Total Expenditures</b>	<b>137,853</b>	<b>125,571</b>	<b>122,732</b>	<b>121,892</b>
<b>Department Net Local</b>	<u><u>137,853</u></u>	<u><u>125,571</u></u>	<u><u>122,732</u></u>	<u><u>121,892</u></u>

# InterFund Distribution

## 9505 - CONTRIBUTION TO B FUND

	2013 Actual	2014 Actual	2015 Modified	2016 Adopted
<b>Expenditures</b>				
Program Expense	0	50,000	0	0
<b>Total Expenditures</b>	<b>0</b>	<b>50,000</b>	<b>0</b>	<b>0</b>
<b>Department Net Local</b>	<u><u>0</u></u>	<u><u>50,000</u></u>	<u><u>0</u></u>	<u><u>0</u></u>

## 9522 - CONTRIBUTION TO D FUND

	2013 Actual	2014 Actual	2015 Modified	2016 Adopted
<b>Expenditures</b>				
Program Expense	4,523,560	4,533,655	4,670,938	4,888,246
<b>Total Expenditures</b>	<b>4,523,560</b>	<b>4,533,655</b>	<b>4,670,938</b>	<b>4,888,246</b>
<b>Revenues</b>				
Local Revenues	314,438	331,485	300,000	310,000
<b>Total Revenues</b>	<b>314,438</b>	<b>331,485</b>	<b>300,000</b>	<b>310,000</b>
<b>Department Net Local</b>	<u><u>4,209,122</u></u>	<u><u>4,202,170</u></u>	<u><u>4,370,938</u></u>	<u><u>4,578,246</u></u>



# Ithaca-Tompkins County Transportation Council

## Consolidated Departmental Budget

	2013 Actual	2014 Actual	2015 Modified	2016 Adopted
<b>Expenditures</b>				
Salary and Wages	193,152	187,777	241,122	193,435
Premium Pay	1,804	1,476	2,184	1,788
Fringe Benefits	103,514	107,684	137,642	105,616
Other Capital Equip	792	2,199	2,664	11,000
Other Supplies	6,566	3,456	4,106	11,150
Travel Training	3,993	2,597	5,504	7,000
Professional Services	1,875	2,835	3,767	8,000
All Other Contr. Svcs	848	2,011	4,500	5,250
Program Expense	5,400	0	91,000	91,000
Utilities	1,492	1,613	2,033	6,000
Rent	0	0	2,100	750
Other	3,465	3,511	10,509	13,500
<b>Total Expenditures</b>	<b>322,901</b>	<b>315,159</b>	<b>507,131</b>	<b>454,489</b>
<b>Revenues</b>				
Federal Aid	325,138	304,717	416,132	363,489
State Aid	0	0	91,000	91,000
Other Revenues	2,000	0	0	0
<b>Total Revenues</b>	<b>327,138</b>	<b>304,717</b>	<b>507,132</b>	<b>454,489</b>
<b>Department Net Local</b>	<b><u><u>-4,237</u></u></b>	<b><u><u>10,442</u></u></b>	<b><u><u>-1</u></u></b>	<b><u><u>0</u></u></b>

# Ithaca-Tompkins County Transportation Council

## Full-Time Equivalents

	<u>2012</u> <u>Budget</u>	<u>2013</u> <u>Budget</u>	<u>2014</u> <u>Budget</u>	<u>2015</u> <u>Budget</u>	<u>2016</u> <u>Adopted</u>	<u>Difference</u>
Administrative Assistant	1.00	1.00	1.00	1.00	1.00	0.00
Planning Analyst	1.00	1.00	1.00	0.64	0.56	-0.08
Transportation Analyst	1.00	1.00	1.00	0.60	0.60	0.00
Transportation Planning Director	1.00	1.00	1.00	1.00	1.00	0.00
	<u>4.00</u>	<u>4.00</u>	<u>4.00</u>	<u>3.24</u>	<u>3.16</u>	<u>-0.08</u>

# Ithaca-Tompkins County Transportation Council

8664 - 14/15 FTA

	2013 Actual	2014 Actual	2015 Modified	2016 Adopted
<b>Expenditures</b>				
Salary and Wages	0	16,399	5,401	0
Fringe Benefits	0	9,331	3,052	0
Other Capital Equip	0	340	950	0
Other Supplies	0	0	401	0
Travel Training	0	0	800	
Professional Services	0	0	1,000	
All Other Contr. Svcs	0	0	100	0
Utilities	0	0	200	0
Rent	0	0	100	
Other	0	167	715	0
<b>Total Expenditures</b>	<b>0</b>	<b>26,237</b>	<b>12,719</b>	<b>0</b>
<b>Revenues</b>				
Federal Aid	0	27,225	12,720	0
<b>Total Revenues</b>	<b>0</b>	<b>27,225</b>	<b>12,720</b>	<b>0</b>
<b>Department Net Local</b>	<b>0</b>	<b>-988</b>	<b>-1</b>	<b>0</b>

# Ithaca-Tompkins County Transportation Council

8665 - 14/15 FHWA

	2013 Actual	2014 Actual	2015 Modified	2016 Adopted
<b>Expenditures</b>				
Salary and Wages	0	125,399	42,473	0
Premium Pay	0	770	707	0
Fringe Benefits	0	71,790	24,570	0
Other Capital Equip	0	600	0	0
Other Supplies	0	294	1,472	0
Travel Training	0	848	152	0
Professional Services	0	2,835	17	0
All Other Contr. Svcs	0	1,000	1,000	0
Utilities	0	751	483	0
Rent	0	0	1,000	0
Other	0	2,017	3,149	0
<b>Total Expenditures</b>	<b>0</b>	<b>206,304</b>	<b>75,023</b>	<b>0</b>
<b>Revenues</b>				
Federal Aid	0	205,153	75,023	0
<b>Total Revenues</b>	<b>0</b>	<b>205,153</b>	<b>75,023</b>	<b>0</b>
<b>Department Net Local</b>	<b>0</b>	<b>1,151</b>	<b>0</b>	<b>0</b>

8668 - FHWA 11/12

	2013 Actual	2014 Actual	2015 Modified	2016 Adopted
<b>Revenues</b>				
Federal Aid	-1,719	0	0	0
<b>Total Revenues</b>	<b>-1,719</b>	<b>0</b>	<b>0</b>	<b>0</b>
<b>Department Net Local</b>	<b>1,719</b>	<b>0</b>	<b>0</b>	<b>0</b>

# Ithaca-Tompkins County Transportation Council

8669 - FTA 11/12

	2013 Actual	2014 Actual	2015 Modified	2016 Adopted
<b>Expenditures</b>				
Other Supplies	5,380	2,905	0	0
<b>Total Expenditures</b>	<b>5,380</b>	<b>2,905</b>	<b>0</b>	<b>0</b>
<b>Revenues</b>				
Federal Aid	3,161	2,905	0	0
Other Revenues	2,000	0	0	0
<b>Total Revenues</b>	<b>5,161</b>	<b>2,905</b>	<b>0</b>	<b>0</b>
<b>Department Net Local</b>	<b>219</b>	<b>0</b>	<b>0</b>	<b>0</b>

8671 - FTA 10/11

	2013 Actual	2014 Actual	2015 Modified	2016 Adopted
<b>Expenditures</b>				
Other Supplies	799	0	0	0
Travel Training	2,375	0	0	0
Utilities	546	0	0	0
Other	949	0	0	0
<b>Total Expenditures</b>	<b>4,669</b>	<b>0</b>	<b>0</b>	<b>0</b>
<b>Revenues</b>				
Federal Aid	4,677	0	0	0
<b>Total Revenues</b>	<b>4,677</b>	<b>0</b>	<b>0</b>	<b>0</b>
<b>Department Net Local</b>	<b>-8</b>	<b>0</b>	<b>0</b>	<b>0</b>

# Ithaca-Tompkins County Transportation Council

8672 - FTA 13/14

	2013 Actual	2014 Actual	2015 Modified	2016 Adopted
<b>Expenditures</b>				
Salary and Wages	17,207	5,517	0	0
Premium Pay	24	0	0	0
Fringe Benefits	9,149	3,139	0	0
Other Capital Equip	0	0	750	0
Other Supplies	0	0	183	0
Travel Training	0	0	1,000	0
Professional Services	0	0	875	0
All Other Contr. Svcs	0	0	1,200	0
Utilities	0	0	100	0
Other	0	0	450	0
<b>Total Expenditures</b>	<b>26,380</b>	<b>8,656</b>	<b>4,558</b>	<b>0</b>
<b>Revenues</b>				
Federal Aid	27,207	7,743	4,558	0
<b>Total Revenues</b>	<b>27,207</b>	<b>7,743</b>	<b>4,558</b>	<b>0</b>
<b>Department Net Local</b>	<b>-827</b>	<b>913</b>	<b>0</b>	<b>0</b>

# Ithaca-Tompkins County Transportation Council

8673 - FHWA 13/14

	2013 Actual	2014 Actual	2015 Modified	2016 Adopted
<b>Expenditures</b>				
Salary and Wages	125,793	40,462	0	0
Premium Pay	1,073	706	0	0
Fringe Benefits	67,361	23,424	0	0
Other Capital Equip	315	0	0	0
Other Supplies	309	83	0	0
Travel Training	783	54	0	0
Professional Services	1,500	0	0	0
All Other Contr. Svcs	556	337	0	0
Utilities	561	362	0	0
Other	1,924	201	0	0
<b>Total Expenditures</b>	<b>200,175</b>	<b>65,629</b>	<b>0</b>	<b>0</b>
<b>Revenues</b>				
Federal Aid	206,130	59,123	0	0
<b>Total Revenues</b>	<b>206,130</b>	<b>59,123</b>	<b>0</b>	<b>0</b>
<b>Department Net Local</b>	<u><u>-5,955</u></u>	<u><u>6,506</u></u>	<u><u>0</u></u>	<u><u>0</u></u>

# Ithaca-Tompkins County Transportation Council

8674 - FTA 12/13

	2013 Actual	2014 Actual	2015 Modified	2016 Adopted
<b>Expenditures</b>				
Salary and Wages	5,090	0	0	0
Premium Pay	31	0	0	0
Fringe Benefits	2,719	0	0	0
Other Capital Equip	477	1,259	0	0
Other Supplies	0	174	150	0
Travel Training	0	1,695	302	0
Professional Services	375	0	0	0
All Other Contr. Svcs	0	674	0	0
Utilities	0	500	0	0
Other	0	1,116	200	0
<b>Total Expenditures</b>	<b>8,692</b>	<b>5,418</b>	<b>652</b>	<b>0</b>
<b>Revenues</b>				
Federal Aid	8,365	5,232	652	0
<b>Total Revenues</b>	<b>8,365</b>	<b>5,232</b>	<b>652</b>	<b>0</b>
<b>Department Net Local</b>	<b>327</b>	<b>186</b>	<b>0</b>	<b>0</b>



# Ithaca-Tompkins County Transportation Council

8675 - FHWA 12/13

	2013 Actual	2014 Actual	2015 Modified	2016 Adopted
<b>Expenditures</b>				
Salary and Wages	45,062	0	0	0
Premium Pay	676	0	0	0
Fringe Benefits	24,285	0	0	0
Other Supplies	78	0	0	0
Travel Training	835	0	0	0
All Other Contr. Svcs	292	0	0	0
Utilities	385	0	0	0
Other	592	0	0	0
<b>Total Expenditures</b>	<b>72,205</b>	<b>0</b>	<b>0</b>	<b>0</b>
<b>Revenues</b>				
Federal Aid	77,317	-2,664	0	0
<b>Total Revenues</b>	<b>77,317</b>	<b>-2,664</b>	<b>0</b>	<b>0</b>
<b>Department Net Local</b>	<b><u><u>-5,112</u></u></b>	<b><u><u>2,664</u></u></b>	<b><u><u>0</u></u></b>	<b><u><u>0</u></u></b>

# Ithaca-Tompkins County Transportation Council

8678 - 2015/2016 FHWA

	2013 Actual	2014 Actual	2015 Modified	2016 Adopted
<b>Expenditures</b>				
Salary and Wages	0	0	170,076	0
Premium Pay	0	0	1,477	0
Fringe Benefits	0	0	96,928	0
Other Capital Equip	0	0	764	0
Other Supplies	0	0	1,700	0
Travel Training	0	0	2,500	0
Professional Services	0	0	1,875	0
All Other Contr. Svcs	0	0	1,700	0
Utilities	0	0	1,000	0
Rent	0	0	1,000	0
Other	0	10	4,214	0
<b>Total Expenditures</b>	<b>0</b>	<b>10</b>	<b>283,234</b>	<b>0</b>
<b>Revenues</b>				
Federal Aid	0	0	283,234	0
<b>Total Revenues</b>	<b>0</b>	<b>0</b>	<b>283,234</b>	<b>0</b>
<b>Department Net Local</b>	<b>0</b>	<b>10</b>	<b>0</b>	<b>0</b>

8679 - RIDESHARE

	2013 Actual	2014 Actual	2015 Modified	2016 Adopted
<b>Expenditures</b>				
Program Expense	5,400	0	91,000	0
<b>Total Expenditures</b>	<b>5,400</b>	<b>0</b>	<b>91,000</b>	<b>0</b>
<b>Revenues</b>				
State Aid	0	0	91,000	0
<b>Total Revenues</b>	<b>0</b>	<b>0</b>	<b>91,000</b>	<b>0</b>
<b>Department Net Local</b>	<b>5,400</b>	<b>0</b>	<b>0</b>	<b>0</b>

# Ithaca-Tompkins County Transportation Council

8681 - APRIL 1 2015 FTA

	2013 Actual	2014 Actual	2015 Modified	2016 Adopted
<b>Expenditures</b>				
Salary and Wages	0	0	23,172	0
Fringe Benefits	0	0	13,092	0
Other Capital Equip	0	0	200	0
Other Supplies	0	0	200	0
Travel Training	0	0	750	0
All Other Contr. Svcs	0	0	500	0
Utilities	0	0	250	0
Other	0	0	1,781	0
<b>Total Expenditures</b>	<b>0</b>	<b>0</b>	<b>39,945</b>	<b>0</b>
<b>Revenues</b>				
Federal Aid	0	0	39,945	0
<b>Total Revenues</b>	<b>0</b>	<b>0</b>	<b>39,945</b>	<b>0</b>
<b>Department Net Local</b>	<b>0</b>	<b>0</b>	<b>0</b>	<b>0</b>

# Ithaca-Tompkins County Transportation Council

8699 - 2016/2017 FHWA

	2013 Actual	2014 Actual	2015 Modified	2016 Adopted
<b>Expenditures</b>				
Salary and Wages	0	0	0	193,435
Premium Pay	0	0	0	1,788
Fringe Benefits	0	0	0	105,616
Other Capital Equip	0	0	0	11,000
Other Supplies	0	0	0	11,150
Travel Training	0	0	0	7,000
Professional Services	0	0	0	8,000
All Other Contr. Svcs	0	0	0	5,250
Program Expense	0	0	0	91,000
Utilities	0	0	0	6,000
Rent	0	0	0	750
Other	0	0	0	13,500
<b>Total Expenditures</b>	<b>0</b>	<b>0</b>	<b>0</b>	<b>454,489</b>
<b>Revenues</b>				
Federal Aid	0	0	0	363,489
State Aid	0	0	0	91,000
<b>Total Revenues</b>	<b>0</b>	<b>0</b>	<b>0</b>	<b>454,489</b>
<b>Department Net Local</b>	<b>0</b>	<b>0</b>	<b>0</b>	<b>0</b>

# Legislature

## Consolidated Departmental Budget

	2013 Actual	2014 Actual	2015 Modified	2016 Adopted
<b>Expenditures</b>				
Salary and Wages	468,318	448,088	463,213	458,186
Premium Pay	1,500	12,277	1,500	1,100
Fringe Benefits	249,456	261,948	262,563	248,474
Other Capital Equip	2,108	3,192	1,500	1,660
Other Supplies	9,243	5,177	2,595	5,400
Travel Training	2,401	4,646	5,000	5,000
Professional Services	18,000	18,175	18,000	0
All Other Contr. Svcs	1,065	1,065	1,500	23,000
Utilities	534	496	780	862
Other	21,208	22,145	23,467	25,283
<b>Total Expenditures</b>	<b>773,833</b>	<b>777,209</b>	<b>780,118</b>	<b>768,965</b>
<b>Revenues</b>				
Other Revenues	0	15	0	0
<b>Total Revenues</b>	<b>0</b>	<b>15</b>	<b>0</b>	<b>0</b>
<b>Department Net Local</b>	<b><u>773,833</u></b>	<b><u>777,194</u></b>	<b><u>780,118</u></b>	<b><u>768,965</u></b>

# Legislature

## Full-Time Equivalents

	<u>2012</u> <u>Budget</u>	<u>2013</u> <u>Budget</u>	<u>2014</u> <u>Budget</u>	<u>2015</u> <u>Budget</u>	<u>2016</u> <u>Adopted</u>	<u>Difference</u>
Chief Deputy Clerk	1.00	1.00	1.00	1.00	1.00	0.00
Clerk of the Legislature	1.00	1.00	1.00	1.00	1.00	0.00
Deputy Clerk	1.00	1.00	1.00	1.00	1.00	0.00
Legislator	15.00	15.00	14.00	14.00	14.00	0.00
	<u>18.00</u>	<u>18.00</u>	<u>17.00</u>	<u>17.00</u>	<u>17.00</u>	<u>0.00</u>

# Legislature

## 1010 - LEGISLATURE

	2013 Actual	2014 Actual	2015 Modified	2016 Adopted
<b>Expenditures</b>				
Salary and Wages	289,850	274,998	276,588	276,588
Fringe Benefits	153,899	156,474	156,272	149,634
Other Supplies	1,005	710	500	1,000
Travel Training	2,401	4,646	5,000	5,000
Other	9,261	10,135	11,445	11,945
<b>Total Expenditures</b>	<b>456,416</b>	<b>446,963</b>	<b>449,805</b>	<b>444,167</b>
<b>Department Net Local</b>	<b>456,416</b>	<b>446,963</b>	<b>449,805</b>	<b>444,167</b>

## 1040 - CLERK, LEGISLATURE

	2013 Actual	2014 Actual	2015 Modified	2016 Adopted
<b>Expenditures</b>				
Salary and Wages	178,468	173,090	186,625	181,598
Premium Pay	1,500	12,277	1,500	1,100
Fringe Benefits	95,557	105,474	106,291	98,840
Other Capital Equip	2,108	3,192	1,500	1,660
Other Supplies	8,238	4,467	2,095	4,400
Professional Services	18,000	18,175	18,000	0
All Other Contr. Svcs	1,065	1,065	1,500	23,000
Utilities	534	496	780	862
Other	2,029	1,794	1,500	2,500
<b>Total Expenditures</b>	<b>307,499</b>	<b>320,030</b>	<b>319,791</b>	<b>313,960</b>
<b>Revenues</b>				
Other Revenues	0	15	0	0
<b>Total Revenues</b>	<b>0</b>	<b>15</b>	<b>0</b>	<b>0</b>
<b>Department Net Local</b>	<b>307,499</b>	<b>320,015</b>	<b>319,791</b>	<b>313,960</b>

# Legislature

## 1920 - MUNICIPAL DUES

	2013 Actual	2014 Actual	2015 Modified	2016 Adopted
<b>Expenditures</b>				
Other	9,918	10,216	10,522	10,838
<b>Total Expenditures</b>	<b>9,918</b>	<b>10,216</b>	<b>10,522</b>	<b>10,838</b>
<b>Department Net Local</b>	<b><u>9,918</u></b>	<b><u>10,216</u></b>	<b><u>10,522</u></b>	<b><u>10,838</u></b>



# Memorial Celebrations

## Consolidated Departmental Budget

	2013 Actual	2014 Actual	2015 Modified	2016 Adopted
<b>Expenditures</b>				
Program Expense	5,633	6,020	6,000	6,120
<b>Total Expenditures</b>	<b>5,633</b>	<b>6,020</b>	<b>6,000</b>	<b>6,120</b>
<b>Revenues</b>				
<b>Total Revenues</b>	<b>0</b>	<b>0</b>	<b>0</b>	<b>0</b>
<b>Department Net Local</b>	<u><u>5,633</u></u>	<u><u>6,020</u></u>	<u><u>6,000</u></u>	<u><u>6,120</u></u>

# Memorial Celebrations

## 7550 - CELEBRATIONS

	2013 Actual	2014 Actual	2015 Modified	2016 Adopted
<b>Expenditures</b>				
Program Expense	5,633	6,020	6,000	6,120
<b>Total Expenditures</b>	<b>5,633</b>	<b>6,020</b>	<b>6,000</b>	<b>6,120</b>
<b>Department Net Local</b>	<u><u>5,633</u></u>	<u><u>6,020</u></u>	<u><u>6,000</u></u>	<u><u>6,120</u></u>

# Mental Health Department

## Consolidated Departmental Budget

	2013 Actual	2014 Actual	2015 Modified	2016 Adopted
<b>Expenditures</b>				
Salary and Wages	3,562,609	3,651,898	3,768,266	3,817,551
Premium Pay	83,444	58,957	16,600	14,850
Fringe Benefits	1,935,917	2,111,476	2,138,449	2,073,330
Automotive Equipment	0	42,723	0	83,050
Other Capital Equip	58,448	51,831	10,000	86,600
Vehicle Fuel and Maint	9,914	9,075	10,200	10,100
Other Supplies	38,556	75,936	41,500	69,000
Travel Training	6,504	9,570	13,900	16,400
Professional Services	223,799	151,712	196,497	208,410
Mandate - Other	58,740	141,954	80,000	80,000
All Other Contr. Svcs	4,161	4,627	4,665	4,628
Program Expense	4,158,230	4,602,808	4,951,932	5,142,572
Utilities	24,226	20,669	28,000	29,000
Rent	0	56	0	0
Other	67,891	64,614	69,889	75,503
<b>Total Expenditures</b>	<b>10,232,439</b>	<b>10,997,906</b>	<b>11,329,898</b>	<b>11,710,994</b>
<b>Revenues</b>				
Federal Aid	1,560,811	1,567,826	1,233,053	1,307,881
State Aid	3,125,288	3,791,168	4,321,225	4,431,393
Local Revenues	3,684,974	3,587,722	3,759,007	3,797,918
Other Revenues	246,863	259,526	322,517	475,660
<b>Total Revenues</b>	<b>8,617,936</b>	<b>9,206,242</b>	<b>9,635,802</b>	<b>10,012,852</b>
<b>Department Net Local</b>	<b><u>1,614,503</u></b>	<b><u>1,791,664</u></b>	<b><u>1,694,096</u></b>	<b><u>1,698,142</u></b>

# Mental Health Department

## Full-Time Equivalents

	2012 Budget	2013 Budget	2014 Budget	2015 Budget	2016 Adopted	Difference
Administrative and Support Staff	0.00	0.00	0.00	0.00	0.00	0.00
Administrative Assisant, Level 3	0.00	0.00	0.00	0.00	1.00	1.00
Administrative Assistant	2.70	4.70	4.70	5.70	5.70	0.00
Administrative Assistant, Level 2	0.00	0.00	0.00	1.00	4.00	3.00
Administrative Coordinator	1.00	1.00	1.00	1.00	1.00	0.00
Case Aide	3.86	4.86	4.86	4.00	1.00	-3.00
Casework Assistant	1.00	1.00	1.00	2.00	2.00	0.00
Caseworker	11.00	11.00	9.00	8.00	8.00	0.00
Clerk	0.00	0.00	0.00	0.00	0.00	0.00
Clinic Supervisor	3.00	3.00	2.80	3.00	3.00	0.00
Commissioner	1.00	1.00	1.00	1.00	1.00	0.00
Community Mental Health Nurse	7.00	7.00	8.80	7.80	7.80	0.00
Continuing Treatment Specialist	2.71	2.70	2.70	2.70	2.00	-0.70
Deputy Commissioner	1.00	1.00	1.00	1.00	1.00	0.00
Dual Recovery Coordinator	1.00	1.00	1.00	1.00	1.00	0.00
Fiscal Coordinator	1.00	1.00	1.00	1.00	1.00	0.00
Forensic Counselor	2.00	2.00	2.00	2.00	2.00	0.00
Medical Director/ MH	1.00	1.00	1.00	1.00	1.00	0.00
Nurse Practitioner	1.00	1.00	1.00	1.00	1.00	0.00
Principal Account Clerk	2.00	0.00	0.00	0.00	0.00	0.00
Program Director - PROS	0.00	0.00	0.00	0.00	1.00	1.00
Program Director CSS	1.00	1.00	1.00	1.00	1.00	0.00
Psychiatric Social Worker	11.50	12.50	14.00	14.00	14.00	0.00
Psychiatrist	1.60	1.60	1.60	1.70	1.70	0.00
Secretary	0.00	1.00	1.00	1.00	1.00	0.00
Security and Privacy Officer	0.00	0.00	0.00	0.00	0.00	0.00
Senior Typist	1.00	1.00	1.00	1.00	0.00	-1.00
Sr. Account Clerk/Typist	2.00	1.00	1.00	0.00	0.00	0.00
Supervising Psychologist	1.00	0.00	0.00	0.00	0.00	0.00
Systems Analyst	1.00	1.00	1.00	0.00	0.00	0.00
	<b>61.37</b>	<b>62.36</b>	<b>63.46</b>	<b>61.90</b>	<b>62.20</b>	<b>0.30</b>

# Mental Health Department

## 4310 - M.H. ADMINISTRATION

	2013 Actual	2014 Actual	2015 Modified	2016 Adopted
<b>Expenditures</b>				
Salary and Wages	857,485	874,533	898,576	897,203
Premium Pay	35,109	21,499	4,450	4,050
Fringe Benefits	473,933	509,842	510,210	487,578
Other Capital Equip	50,658	46,075	6,400	9,200
Vehicle Fuel and Maint	0	123	100	0
Other Supplies	11,052	9,944	6,600	6,700
Travel Training	744	3,187	800	400
Professional Services	105,681	64,346	70,555	85,660
All Other Contr. Svcs	-1,025,837	-1,025,837	-1,025,837	-1,025,837
Program Expense	798	807	200	200
Utilities	12,431	7,644	14,000	14,000
Other	10,261	8,537	11,010	8,300
<b>Total Expenditures</b>	<b>532,315</b>	<b>520,700</b>	<b>497,064</b>	<b>487,454</b>
<b>Revenues</b>				
Federal Aid	365,650	388,563	338,563	338,563
State Aid	130,896	189,968	196,254	199,654
Local Revenues	10,000	0	0	0
Other Revenues	440	0	0	0
<b>Total Revenues</b>	<b>506,986</b>	<b>578,531</b>	<b>534,817</b>	<b>538,217</b>
<b>Department Net Local</b>	<b><u>25,329</u></b>	<b><u>-57,831</u></b>	<b><u>-37,753</u></b>	<b><u>-50,763</u></b>

# Mental Health Department

## 4311 - MENTAL HEALTH CLINIC

	2013 Actual	2014 Actual	2015 Modified	2016 Adopted
<b>Expenditures</b>				
Salary and Wages	1,960,059	2,120,440	2,170,057	2,119,797
Premium Pay	18,201	25,922	7,050	7,350
Fringe Benefits	1,050,381	1,221,280	1,230,065	1,150,787
Other Capital Equip	7,424	4,843	1,200	13,200
Vehicle Fuel and Maint	618	0	200	0
Other Supplies	23,312	61,441	30,100	52,300
Travel Training	5,734	5,682	12,000	12,000
Professional Services	118,118	87,058	125,842	120,550
All Other Contr. Svcs	764,235	764,235	813,187	766,035
Program Expense	64,288	6,082	3,000	4,400
Utilities	11,882	3,505	0	0
Rent	0	56	0	0
Other	53,261	52,095	58,879	61,703
<b>Total Expenditures</b>	<b>4,077,513</b>	<b>4,352,639</b>	<b>4,451,580</b>	<b>4,308,122</b>
<b>Revenues</b>				
Federal Aid	17,389	16,641	16,641	16,641
State Aid	423,385	529,265	529,271	535,979
Local Revenues	2,819,960	2,735,422	2,838,899	2,738,899
Other Revenues	2,390	1,980	0	57,000
<b>Total Revenues</b>	<b>3,263,124</b>	<b>3,283,308</b>	<b>3,384,811</b>	<b>3,348,519</b>
<b>Department Net Local</b>	<b><u>814,389</u></b>	<b><u>1,069,331</u></b>	<b><u>1,066,769</u></b>	<b><u>959,603</u></b>

# Mental Health Department

4312 - SKY LIGHT CLUB

	2013 Actual	2014 Actual	2015 Modified	2016 Adopted
<b>Expenditures</b>				
Salary and Wages	262,001	164,144	179,563	285,340
Premium Pay	26,584	770	900	850
Fringe Benefits	153,228	93,836	101,962	154,829
Other Capital Equip	366	913	1,200	63,000
Vehicle Fuel and Maint	101	0	500	2,000
Other Supplies	3,441	2,926	4,000	9,200
Travel Training	0	122	100	2,000
Professional Services	0	308	100	2,200
All Other Contr. Svcs	96,837	96,837	42,726	89,838
Program Expense	733	1,434	900	5,000
Utilities	0	0	0	1,000
Other	4,369	3,974	0	5,500
<b>Total Expenditures</b>	<b>547,660</b>	<b>365,264</b>	<b>331,951</b>	<b>620,757</b>
<b>Revenues</b>				
State Aid	0	0	0	130,891
Local Revenues	175,781	150,128	151,400	320,690
Other Revenues	90	0	0	0
<b>Total Revenues</b>	<b>175,871</b>	<b>150,128</b>	<b>151,400</b>	<b>451,581</b>
<b>Department Net Local</b>	<b><u>371,789</u></b>	<b><u>215,136</u></b>	<b><u>180,551</u></b>	<b><u>169,176</u></b>

# Mental Health Department

## 4314 - CLIENT FISCAL MGMT.

	2013 Actual	2014 Actual	2015 Modified	2016 Adopted
<b>Expenditures</b>				
Salary and Wages	19,246	9,815	9,815	9,815
Fringe Benefits	10,219	5,585	5,545	5,310
All Other Contr. Svcs	1,848	1,848	1,848	1,848
<b>Total Expenditures</b>	<b>31,313</b>	<b>17,248</b>	<b>17,208</b>	<b>16,973</b>
<b>Revenues</b>				
State Aid	12,059	11,441	11,441	11,441
<b>Total Revenues</b>	<b>12,059</b>	<b>11,441</b>	<b>11,441</b>	<b>11,441</b>
<b>Department Net Local</b>	<b>19,254</b>	<b>5,807</b>	<b>5,767</b>	<b>5,532</b>

## 4316 - INTENSIVE CASE MGMT.

	2013 Actual	2014 Actual	2015 Modified	2016 Adopted
<b>Expenditures</b>				
Salary and Wages	142,470	48,736	48,576	48,576
Premium Pay	2,500	500	500	500
Fringe Benefits	76,974	28,015	27,728	26,550
Vehicle Fuel and Maint	5,333	0	1,300	0
Travel Training	26	0	0	0
All Other Contr. Svcs	79,241	901	18,804	18,804
Utilities	-87	0	0	0
<b>Total Expenditures</b>	<b>306,457</b>	<b>78,152</b>	<b>96,908</b>	<b>94,430</b>
<b>Revenues</b>				
State Aid	27,895	5,952	5,952	5,952
Local Revenues	83,854	74,798	55,735	55,735
<b>Total Revenues</b>	<b>111,749</b>	<b>80,750</b>	<b>61,687</b>	<b>61,687</b>
<b>Department Net Local</b>	<b>194,708</b>	<b>-2,598</b>	<b>35,221</b>	<b>32,743</b>



# Mental Health Department

## 4318 - I.C.M. CHILDREN'S NEEDS

	2013 Actual	2014 Actual	2015 Modified	2016 Adopted
<b>Expenditures</b>				
Program Expense	27,403	34,218	28,702	28,702
<b>Total Expenditures</b>	<b>27,403</b>	<b>34,218</b>	<b>28,702</b>	<b>28,702</b>
<b>Revenues</b>				
State Aid	30,128	28,704	28,702	28,702
<b>Total Revenues</b>	<b>30,128</b>	<b>28,704</b>	<b>28,702</b>	<b>28,702</b>
<b>Department Net Local</b>	<b><u><u>-2,725</u></u></b>	<b><u><u>5,514</u></u></b>	<b><u><u>0</u></u></b>	<b><u><u>0</u></u></b>

## 4319 - I.C.M. ADULT'S NEEDS

	2013 Actual	2014 Actual	2015 Modified	2016 Adopted
<b>Expenditures</b>				
Program Expense	37,145	0	0	0
<b>Total Expenditures</b>	<b>37,145</b>	<b>0</b>	<b>0</b>	<b>0</b>
<b>Revenues</b>				
State Aid	48,485	0	0	0
<b>Total Revenues</b>	<b>48,485</b>	<b>0</b>	<b>0</b>	<b>0</b>
<b>Department Net Local</b>	<b><u><u>-11,340</u></u></b>	<b><u><u>0</u></u></b>	<b><u><u>0</u></u></b>	<b><u><u>0</u></u></b>

# Mental Health Department

## 4321 - UNITY HOUSE

	2013 Actual	2014 Actual	2015 Modified	2016 Adopted
<b>Expenditures</b>				
Program Expense	6,320	135,396	177,015	192,536
<b>Total Expenditures</b>	<b>6,320</b>	<b>135,396</b>	<b>177,015</b>	<b>192,536</b>
<b>Revenues</b>				
State Aid	6,320	112,115	177,015	192,536
<b>Total Revenues</b>	<b>6,320</b>	<b>112,115</b>	<b>177,015</b>	<b>192,536</b>
<b>Department Net Local</b>	<b>0</b>	<b>23,281</b>	<b>0</b>	<b>0</b>

## 4322 - FRANZISKA RACKER CENTERS

	2013 Actual	2014 Actual	2015 Modified	2016 Adopted
<b>Expenditures</b>				
Program Expense	-4	-65,642	0	0
<b>Total Expenditures</b>	<b>-4</b>	<b>-65,642</b>	<b>0</b>	<b>0</b>
<b>Revenues</b>				
State Aid	-4	0	0	0
<b>Total Revenues</b>	<b>-4</b>	<b>0</b>	<b>0</b>	<b>0</b>
<b>Department Net Local</b>	<b>0</b>	<b>-65,642</b>	<b>0</b>	<b>0</b>

# Mental Health Department

## 4323 - BOCES

	2013 Actual	2014 Actual	2015 Modified	2016 Adopted
<b>Expenditures</b>				
Program Expense	105,291	105,291	105,291	106,173
<b>Total Expenditures</b>	<b>105,291</b>	<b>105,291</b>	<b>105,291</b>	<b>106,173</b>
<b>Revenues</b>				
Federal Aid	105,291	105,291	0	0
State Aid	0	0	105,291	106,173
<b>Total Revenues</b>	<b>105,291</b>	<b>105,291</b>	<b>105,291</b>	<b>106,173</b>
<b>Department Net Local</b>	<u><u>0</u></u>	<u><u>0</u></u>	<u><u>0</u></u>	<u><u>0</u></u>

## 4324 - MENTAL HEALTH ASSOC.

	2013 Actual	2014 Actual	2015 Modified	2016 Adopted
<b>Expenditures</b>				
Program Expense	379,326	380,405	380,407	390,039
<b>Total Expenditures</b>	<b>379,326</b>	<b>380,405</b>	<b>380,407</b>	<b>390,039</b>
<b>Revenues</b>				
State Aid	379,326	380,405	380,407	390,039
<b>Total Revenues</b>	<b>379,326</b>	<b>380,405</b>	<b>380,407</b>	<b>390,039</b>
<b>Department Net Local</b>	<u><u>0</u></u>	<u><u>0</u></u>	<u><u>0</u></u>	<u><u>0</u></u>

# Mental Health Department

## 4325 - ALCOHOLISM COUNCIL

	2013 Actual	2014 Actual	2015 Modified	2016 Adopted
<b>Expenditures</b>				
Program Expense	368,683	284,012	368,683	375,292
<b>Total Expenditures</b>	<b>368,683</b>	<b>284,012</b>	<b>368,683</b>	<b>375,292</b>
<b>Revenues</b>				
Federal Aid	155,648	111,392	0	0
State Aid	155,255	119,655	310,903	317,512
<b>Total Revenues</b>	<b>310,903</b>	<b>231,047</b>	<b>310,903</b>	<b>317,512</b>
<b>Department Net Local</b>	<u><u>57,780</u></u>	<u><u>52,965</u></u>	<u><u>57,780</u></u>	<u><u>57,780</u></u>

## 4326 - ITHACA YOUTH BUREAU

	2013 Actual	2014 Actual	2015 Modified	2016 Adopted
<b>Expenditures</b>				
Program Expense	136,334	136,334	136,334	136,334
<b>Total Expenditures</b>	<b>136,334</b>	<b>136,334</b>	<b>136,334</b>	<b>136,334</b>
<b>Revenues</b>				
Local Revenues	88,673	88,673	88,673	88,673
<b>Total Revenues</b>	<b>88,673</b>	<b>88,673</b>	<b>88,673</b>	<b>88,673</b>
<b>Department Net Local</b>	<u><u>47,661</u></u>	<u><u>47,661</u></u>	<u><u>47,661</u></u>	<u><u>47,661</u></u>

# Mental Health Department

## 4327 - SUICIDE PREVENTION

	2013 Actual	2014 Actual	2015 Modified	2016 Adopted
<b>Expenditures</b>				
Program Expense	172,593	173,309	198,809	202,353
<b>Total Expenditures</b>	<b>172,593</b>	<b>173,309</b>	<b>198,809</b>	<b>202,353</b>
<b>Revenues</b>				
State Aid	159,019	159,735	159,735	163,279
<b>Total Revenues</b>	<b>159,019</b>	<b>159,735</b>	<b>159,735</b>	<b>163,279</b>
<b>Department Net Local</b>	<u><u>13,574</u></u>	<u><u>13,574</u></u>	<u><u>39,074</u></u>	<u><u>39,074</u></u>

## 4328 - EMERGENCY COMM. SHELTER

	2013 Actual	2014 Actual	2015 Modified	2016 Adopted
<b>Expenditures</b>				
Program Expense	63,898	0	64,033	65,381
<b>Total Expenditures</b>	<b>63,898</b>	<b>0</b>	<b>64,033</b>	<b>65,381</b>
<b>Revenues</b>				
Federal Aid	17,389	0	16,640	16,640
State Aid	46,509	0	47,393	48,741
<b>Total Revenues</b>	<b>63,898</b>	<b>0</b>	<b>64,033</b>	<b>65,381</b>
<b>Department Net Local</b>	<u><u>0</u></u>	<u><u>0</u></u>	<u><u>0</u></u>	<u><u>0</u></u>

# Mental Health Department

## 4329 - CHALLENGE INDUSTRIES

	2013 Actual	2014 Actual	2015 Modified	2016 Adopted
<b>Expenditures</b>				
Program Expense	427,046	569,711	607,607	617,492
<b>Total Expenditures</b>	<b>427,046</b>	<b>569,711</b>	<b>607,607</b>	<b>617,492</b>
<b>Revenues</b>				
State Aid	368,048	510,712	548,608	558,493
<b>Total Revenues</b>	<b>368,048</b>	<b>510,712</b>	<b>548,608</b>	<b>558,493</b>
<b>Department Net Local</b>	<b><u>58,998</u></b>	<b><u>58,999</u></b>	<b><u>58,999</u></b>	<b><u>58,999</u></b>

## 4330 - HEALTH HOMES

	2013 Actual	2014 Actual	2015 Modified	2016 Adopted
<b>Expenditures</b>				
Salary and Wages	191,535	434,230	461,679	456,820
Premium Pay	0	10,266	3,700	2,100
Fringe Benefits	101,698	252,918	262,939	248,276
Automotive Equipment	0	42,723	0	83,050
Other Capital Equip	0	0	1,200	1,200
Vehicle Fuel and Maint	0	8,952	8,100	8,100
Other Supplies	0	1,625	800	800
Travel Training	0	579	1,000	2,000
All Other Contr. Svcs	0	165,742	153,937	153,940
Program Expense	0	69,596	78,780	78,780
Utilities	0	9,520	14,000	14,000
Other	0	8	0	0
<b>Total Expenditures</b>	<b>293,233</b>	<b>996,159</b>	<b>986,135</b>	<b>1,049,066</b>
<b>Revenues</b>				
State Aid	0	201,813	201,808	201,808
Local Revenues	469,547	538,701	624,300	548,921
<b>Total Revenues</b>	<b>469,547</b>	<b>740,514</b>	<b>826,108</b>	<b>750,729</b>
<b>Department Net Local</b>	<b><u>-176,314</u></b>	<b><u>255,645</u></b>	<b><u>160,027</u></b>	<b><u>298,337</u></b>

# Mental Health Department

## 4331 - ALPHA HOUSE

	2013 Actual	2014 Actual	2015 Modified	2016 Adopted
<b>Expenditures</b>				
Program Expense	1,041,268	1,295,904	1,023,158	1,101,534
<b>Total Expenditures</b>	<b>1,041,268</b>	<b>1,295,904</b>	<b>1,023,158</b>	<b>1,101,534</b>
 <b>Revenues</b>				
Federal Aid	899,444	945,939	861,209	936,037
State Aid	141,824	349,965	161,949	165,497
<b>Total Revenues</b>	<b>1,041,268</b>	<b>1,295,904</b>	<b>1,023,158</b>	<b>1,101,534</b>
<b>Department Net Local</b>	<u><u>0</u></u>	<u><u>0</u></u>	<u><u>0</u></u>	<u><u>0</u></u>

## 4332 - ADULT SUPPORTIVE HOUSING

	2013 Actual	2014 Actual	2015 Modified	2016 Adopted
<b>Expenditures</b>				
Program Expense	896,963	920,232	936,173	980,002
<b>Total Expenditures</b>	<b>896,963</b>	<b>920,232</b>	<b>936,173</b>	<b>980,002</b>
 <b>Revenues</b>				
State Aid	896,963	920,232	936,173	980,002
<b>Total Revenues</b>	<b>896,963</b>	<b>920,232</b>	<b>936,173</b>	<b>980,002</b>
<b>Department Net Local</b>	<u><u>0</u></u>	<u><u>0</u></u>	<u><u>0</u></u>	<u><u>0</u></u>

# Mental Health Department

## 4333 - FAMILY & CHILDREN'S SVC.

	2013 Actual	2014 Actual	2015 Modified	2016 Adopted
<b>Expenditures</b>				
Program Expense	159,943	246,303	266,336	270,012
<b>Total Expenditures</b>	<b>159,943</b>	<b>246,303</b>	<b>266,336</b>	<b>270,012</b>
<b>Revenues</b>				
State Aid	159,943	266,336	266,336	270,012
<b>Total Revenues</b>	<b>159,943</b>	<b>266,336</b>	<b>266,336</b>	<b>270,012</b>
<b>Department Net Local</b>	<u><u>0</u></u>	<u><u>-20,033</u></u>	<u><u>0</u></u>	<u><u>0</u></u>

## 4335 - SUPPORTIVE CASE MGMT

	2013 Actual	2014 Actual	2015 Modified	2016 Adopted
<b>Expenditures</b>				
Salary and Wages	129,813	0	0	0
Premium Pay	1,050	0	0	0
Fringe Benefits	69,484	0	0	0
Vehicle Fuel and Maint	3,862	0	0	0
Other Supplies	751	0	0	0
All Other Contr. Svcs	87,837	901	0	0
Program Expense	21,403	0	0	0
<b>Total Expenditures</b>	<b>314,200</b>	<b>901</b>	<b>0</b>	<b>0</b>
<b>Revenues</b>				
State Aid	134,381	0	0	0
Local Revenues	37,159	0	0	0
<b>Total Revenues</b>	<b>171,540</b>	<b>0</b>	<b>0</b>	<b>0</b>
<b>Department Net Local</b>	<u><u>142,660</u></u>	<u><u>901</u></u>	<u><u>0</u></u>	<u><u>0</u></u>



# Mental Health Department

## 4336 - CATHOLIC CHARITY

	2013 Actual	2014 Actual	2015 Modified	2016 Adopted
<b>Expenditures</b>				
Program Expense	4,856	4,870	4,870	5,106
<b>Total Expenditures</b>	<b>4,856</b>	<b>4,870</b>	<b>4,870</b>	<b>5,106</b>
<b>Revenues</b>				
State Aid	4,856	4,870	4,870	5,106
<b>Total Revenues</b>	<b>4,856</b>	<b>4,870</b>	<b>4,870</b>	<b>5,106</b>
<b>Department Net Local</b>	<u><u>0</u></u>	<u><u>0</u></u>	<u><u>0</u></u>	<u><u>0</u></u>

## 4390 - PSYCHIATRIC EXPENSE

	2013 Actual	2014 Actual	2015 Modified	2016 Adopted
<b>Expenditures</b>				
Mandate - Other	58,740	141,954	80,000	80,000
<b>Total Expenditures</b>	<b>58,740</b>	<b>141,954</b>	<b>80,000</b>	<b>80,000</b>
<b>Department Net Local</b>	<u><u>58,740</u></u>	<u><u>141,954</u></u>	<u><u>80,000</u></u>	<u><u>80,000</u></u>

# Mental Health Department

6301 - FRANZISKA RACKER CENTER

	2013 Actual	2014 Actual	2015 Modified	2016 Adopted
<b>Expenditures</b>				
Program Expense	243,943	304,546	571,634	583,236
<b>Total Expenditures</b>	<b>243,943</b>	<b>304,546</b>	<b>571,634</b>	<b>583,236</b>
<b>Revenues</b>				
State Aid	0	0	249,117	119,576
Local Revenues				45,000
Other Revenues	243,943	257,546	322,517	418,660
<b>Total Revenues</b>	<b>243,943</b>	<b>257,546</b>	<b>571,634</b>	<b>583,236</b>
<b>Department Net Local</b>	<b>0</b>	<b>47,000</b>	<b>0</b>	<b>0</b>

# Office of Human Rights

## Consolidated Departmental Budget

	2013 Actual	2014 Actual	2015 Modified	2016 Adopted
<b>Expenditures</b>				
Salary and Wages	143,623	177,115	188,842	188,842
Premium Pay	10,496	400	0	0
Fringe Benefits	81,703	101,006	106,696	102,164
Other Capital Equip	0	9,203	0	0
Other Supplies	5,294	3,234	5,295	5,145
Travel Training	1,519	0	8,750	2,900
Professional Services	0	130	0	0
All Other Contr. Svcs	844	6,744	0	0
Program Expense	4,650	4,234	7,500	7,600
Utilities	1,668	1,758	1,500	1,500
Other	1,069	380	560	610
<b>Total Expenditures</b>	<b>250,866</b>	<b>304,204</b>	<b>319,143</b>	<b>308,761</b>
<b>Revenues</b>				
Other Revenues	0	5,900	0	0
<b>Total Revenues</b>	<b>0</b>	<b>5,900</b>	<b>0</b>	<b>0</b>
<b>Department Net Local</b>	<b><u>250,866</u></b>	<b><u>298,304</u></b>	<b><u>319,143</u></b>	<b><u>308,761</u></b>

# Office of Human Rights

## Full-Time Equivalents

	<u>2012</u> <u>Budget</u>	<u>2013</u> <u>Budget</u>	<u>2014</u> <u>Budget</u>	<u>2015</u> <u>Budget</u>	<u>2016</u> <u>Adopted</u>	<u>Difference</u>
Director	1.00	1.00	1.00	1.00	1.00	0.00
Paralegal Aide	0.50	2.00	1.00	1.00	1.00	0.00
Program/Outreach Specialist	0.00	0.00	1.00	1.00	1.00	0.00
Receptionist	1.00	1.00	1.00	1.00	1.00	0.00
Senior Paralegal Aide	1.00	0.00	0.00	0.00	0.00	0.00
	<u>3.50</u>	<u>4.00</u>	<u>4.00</u>	<u>4.00</u>	<u>4.00</u>	<u>0.00</u>

# Office of Human Rights

## 8040 - HUMAN RIGHTS

	2013 Actual	2014 Actual	2015 Modified	2016 Adopted
<b>Expenditures</b>				
Salary and Wages	143,623	177,115	188,842	188,842
Premium Pay	10,496	400	0	0
Fringe Benefits	81,703	101,006	106,696	102,164
Other Capital Equip	0	9,203	0	0
Other Supplies	5,294	3,234	5,295	5,145
Travel Training	1,519	0	8,750	2,900
Professional Services	0	130	0	0
All Other Contr. Svcs	844	6,744	0	0
Program Expense	4,650	4,234	7,500	7,600
Utilities	1,668	1,758	1,500	1,500
Other	1,069	380	560	610
<b>Total Expenditures</b>	<b>250,866</b>	<b>304,204</b>	<b>319,143</b>	<b>308,761</b>
<b>Revenues</b>				
Other Revenues	0	5,900	0	0
<b>Total Revenues</b>	<b>0</b>	<b>5,900</b>	<b>0</b>	<b>0</b>
<b>Department Net Local</b>	<b><u>250,866</u></b>	<b><u>298,304</u></b>	<b><u>319,143</u></b>	<b><u>308,761</u></b>

# Personnel Department

## Consolidated Departmental Budget

	2013 Actual	2014 Actual	2015 Modified	2016 Adopted
<b>Expenditures</b>				
Salary and Wages	404,947	411,188	450,388	447,741
Overtime	0	52	0	0
Premium Pay	3,653	18,231	2,450	2,350
Fringe Benefits	216,951	244,369	255,854	243,499
Other Capital Equip	2,375	7,262	1,000	500
Other Supplies	5,741	7,794	6,249	6,749
Travel Training	57,552	56,960	81,180	134,680
Professional Services	81,465	39,207	63,120	57,420
All Other Contr. Svcs	1,065	1,065	1,200	6,900
Program Expense	6,954	16,046	11,000	11,873
Utilities	845	785	1,000	800
Other	4,516	10,739	5,060	5,120
<b>Total Expenditures</b>	<b>786,064</b>	<b>813,698</b>	<b>878,501</b>	<b>917,632</b>
<b>Revenues</b>				
<b>Total Revenues</b>	<b>0</b>	<b>0</b>	<b>0</b>	<b>0</b>
<b>Department Net Local</b>	<b><u>786,064</u></b>	<b><u>813,698</u></b>	<b><u>878,501</u></b>	<b><u>917,632</u></b>

# Personnel Department

## Full-Time Equivalents

	<u>2012</u> <u>Budget</u>	<u>2013</u> <u>Budget</u>	<u>2014</u> <u>Budget</u>	<u>2015</u> <u>Budget</u>	<u>2016</u> <u>Adopted</u>	<u>Difference</u>
Administrative Assistant Level 3	0.00	0.00	0.00	0.00	0.50	0.50
Administrative Services Coordinator	1.00	1.00	1.00	1.00	1.00	0.00
Commissioner of Personnel	0.77	0.77	0.77	1.00	1.00	0.00
Deputy Commissioner of Personnel	1.00	1.00	1.00	1.00	1.00	0.00
Employee Benefits Manager	1.00	1.00	1.00	1.00	1.00	0.00
Personnel Assistant	2.00	3.00	3.50	4.00	2.00	-2.00
Personnel Technician	0.00	0.00	0.00	0.00	1.00	1.00
Secretary	1.00	0.00	0.00	0.00	0.00	0.00
	<u>6.77</u>	<u>6.77</u>	<u>7.27</u>	<u>8.00</u>	<u>7.50</u>	<u>-0.50</u>

# Personnel Department

## 1430 - PERSONNEL

	2013 Actual	2014 Actual	2015 Modified	2016 Adopted
<b>Expenditures</b>				
Salary and Wages	404,947	411,188	450,388	447,741
Overtime	0	52	0	0
Premium Pay	3,653	18,231	2,450	2,350
Fringe Benefits	216,951	244,369	255,854	243,499
Other Capital Equip	2,375	7,262	1,000	500
Other Supplies	5,741	7,794	6,249	6,749
Travel Training	57,552	56,960	81,180	3,500
Professional Services	81,465	39,207	63,120	30,000
All Other Contr. Svcs	1,065	1,065	1,200	6,900
Program Expense	6,954	16,046	11,000	11,873
Utilities	845	785	1,000	800
Other	4,516	10,739	5,060	5,120
<b>Total Expenditures</b>	<b>786,064</b>	<b>813,698</b>	<b>878,501</b>	<b>759,032</b>
<b>Department Net Local</b>	<b><u>786,064</u></b>	<b><u>813,698</u></b>	<b><u>878,501</u></b>	<b><u>759,032</u></b>

## 1987 - INSERVICE TRAINING

	2013 Actual	2014 Actual	2015 Modified	2016 Adopted
<b>Expenditures</b>				
Travel Training	0	0	0	131,180
Professional Services	0	0	0	27,420
<b>Total Expenditures</b>	<b>0</b>	<b>0</b>	<b>0</b>	<b>158,600</b>
<b>Department Net Local</b>	<b><u>0</u></b>	<b><u>0</u></b>	<b><u>0</u></b>	<b><u>158,600</u></b>



# Planning Department

## Consolidated Departmental Budget

	2013 Actual	2014 Actual	2015 Modified	2016 Adopted
<b>Expenditures</b>				
Salary and Wages	436,717	477,022	480,129	528,704
Overtime	340	11	0	0
Premium Pay	8,199	2,350	2,400	2,450
Fringe Benefits	236,415	272,769	272,629	287,354
Other Capital Equip	5,156	9,977	3,000	3,600
Vehicle Fuel and Maint	601	1,208	2,950	2,650
Other Supplies	2,984	2,263	5,410	4,700
Travel Training	3,036	4,125	6,627	5,972
Professional Services	34,800	38,042	227,419	29,900
All Other Contr. Svcs	5,477	4,609	5,400	5,400
Program Expense	262,366	258,213	190,425	164,300
Utilities	1,508	1,407	1,600	2,000
Rent	307	312	205	225
Other	5,803	4,686	6,245	5,990
<b>Total Expenditures</b>	<b>1,003,709</b>	<b>1,076,994</b>	<b>1,204,439</b>	<b>1,043,245</b>
<b>Revenues</b>				
Federal Aid	156,447	64,699	0	0
State Aid	110,325	45,822	191,814	40,500
Local Revenues	0	23,053	26,463	106,154
Other Revenues	28,718	94,087	108,785	18,000
Interfund Transf & Rev	13,866	10,298	7,000	7,000
<b>Total Revenues</b>	<b>309,356</b>	<b>237,959</b>	<b>334,062</b>	<b>171,654</b>
<b>Department Net Local</b>	<b>694,353</b>	<b>839,035</b>	<b>870,377</b>	<b>871,591</b>

# Planning Department

## Full-Time Equivalents

	<u>2012</u> <u>Budget</u>	<u>2013</u> <u>Budget</u>	<u>2014</u> <u>Budget</u>	<u>2015</u> <u>Budget</u>	<u>2016</u> <u>Adopted</u>	<u>Difference</u>
Administrative Assistant	0.00	0.00	0.50	0.50	0.50	0.00
Commissioner	0.94	0.94	1.00	1.00	1.00	0.00
Deputy Commissioner of Planning	0.94	0.94	1.00	1.00	1.00	0.00
GIS Analyst	0.88	0.88	0.88	0.88	0.88	0.00
Planner	0.00	0.00	0.00	0.00	0.00	0.00
Planning Administrator	0.00	0.00	0.00	1.00	1.00	0.00
Principal Account Clerk/Typist	0.94	0.94	0.88	1.00	1.00	0.00
Principal Planner	0.94	0.94	1.00	0.00	0.00	0.00
Project Assistant	0.00	0.00	0.00	0.00	0.00	0.00
Secretary	0.94	0.94	0.00	0.00	0.00	0.00
Senior Planner	3.21	3.31	3.00	3.00	3.00	0.00
	<u>8.78</u>	<u>8.87</u>	<u>8.26</u>	<u>8.38</u>	<u>8.38</u>	<u>0.00</u>

# Planning Department

## 8020 - COMMUNITY PLANNING

	2013 Actual	2014 Actual	2015 Modified	2016 Adopted
<b>Expenditures</b>				
Salary and Wages	436,717	477,022	480,129	528,704
Overtime	340	11	0	0
Premium Pay	8,199	2,350	2,400	2,450
Fringe Benefits	236,415	272,769	272,629	287,354
Other Capital Equip	5,156	8,633	2,360	2,360
Vehicle Fuel and Maint	601	1,208	2,950	2,650
Other Supplies	2,984	2,263	4,850	3,600
Travel Training	1,941	2,874	4,827	4,572
Professional Services	8,000	12,792	0	4,650
All Other Contr. Svcs	5,477	4,609	5,400	5,400
Program Expense	420	32,380	2,425	2,425
Utilities	1,508	1,407	1,600	2,000
Rent	307	62	25	25
Other	5,803	3,186	4,580	4,410
<b>Total Expenditures</b>	<b>713,868</b>	<b>821,566</b>	<b>784,175</b>	<b>850,600</b>
<b>Revenues</b>				
State Aid	10,931	14,551	500	500
Local Revenues	0	23,053	26,203	100,259
Other Revenues	28,718	1,863	3,700	3,000
Interfund Transf & Rev	13,866	10,298	7,000	7,000
<b>Total Revenues</b>	<b>53,515</b>	<b>49,765</b>	<b>37,403</b>	<b>110,759</b>
<b>Department Net Local</b>	<b>660,353</b>	<b>771,801</b>	<b>746,772</b>	<b>739,841</b>

# Planning Department

## 8022 - TOURISM PLANNING AND PROGRAM DEV

	2013 Actual	2014 Actual	2015 Modified	2016 Adopted
<b>Expenditures</b>				
Other Capital Equip	0	1,344	640	1,240
Other Supplies	0	0	560	1,100
Travel Training	0	0	1,800	1,400
Program Expense	0	102	0	1,875
Rent	0	250	180	200
Other	0	0	165	80
<b>Total Expenditures</b>	<b>0</b>	<b>1,696</b>	<b>3,345</b>	<b>5,895</b>
<b>Revenues</b>				
Local Revenues	0	0	260	5,895
Other Revenues	0	1,696	3,085	0
<b>Total Revenues</b>	<b>0</b>	<b>1,696</b>	<b>3,345</b>	<b>5,895</b>
<b>Department Net Local</b>	<b>0</b>	<b>0</b>	<b>0</b>	<b>0</b>

## 8027 - GOVERNMENT PLANNING

	2013 Actual	2014 Actual	2015 Modified	2016 Adopted
<b>Expenditures</b>				
Travel Training	1,095	1,251	0	0
Professional Services	26,800	25,250	227,419	25,250
Program Expense	261,946	225,731	173,000	145,000
Other	0	1,500	1,500	1,500
<b>Total Expenditures</b>	<b>289,841</b>	<b>253,732</b>	<b>401,919</b>	<b>171,750</b>
<b>Revenues</b>				
Federal Aid	156,447	64,699	0	0
State Aid	99,394	31,271	191,314	40,000
Other Revenues	0	87,500	87,000	0
<b>Total Revenues</b>	<b>255,841</b>	<b>183,470</b>	<b>278,314</b>	<b>40,000</b>
<b>Department Net Local</b>	<b>34,000</b>	<b>70,262</b>	<b>123,605</b>	<b>131,750</b>

# Planning Department

8710 - COUNTY FORESTRY

	2013 Actual	2014 Actual	2015 Modified	2016 Adopted
<b>Expenditures</b>				
Program Expense	0	0	15,000	15,000
<b>Total Expenditures</b>	<b>0</b>	<b>0</b>	<b>15,000</b>	<b>15,000</b>
<b>Revenues</b>				
Other Revenues	0	3,028	15,000	15,000
<b>Total Revenues</b>	<b>0</b>	<b>3,028</b>	<b>15,000</b>	<b>15,000</b>
<b>Department Net Local</b>	<b>0</b>	<b>-3,028</b>	<b>0</b>	<b>0</b>

# Probation and Community Justice Department

## Consolidated Departmental Budget

	2013 Actual	2014 Actual	2015 Modified	2016 Adopted
<b>Expenditures</b>				
Salary and Wages	1,924,474	1,950,752	1,986,735	1,986,736
Overtime	1,014	1,036	0	0
Premium Pay	55,139	32,814	9,850	12,050
Fringe Benefits	1,048,391	1,123,941	1,128,071	1,081,343
Other Capital Equip	23,809	25,282	13,218	17,000
Vehicle Fuel and Maint	5,150	4,508	6,200	6,200
Other Supplies	13,621	9,991	17,567	12,950
Travel Training	10,421	8,635	14,515	10,250
Professional Services	53,195	54,519	66,448	61,175
All Other Contr. Svcs	10,703	9,783	17,050	5,000
Program Expense	617	379	13,523	1,263
Utilities	10,828	11,289	12,865	13,500
Other	17,923	17,698	20,150	19,450
<b>Total Expenditures</b>	<b>3,175,285</b>	<b>3,250,627</b>	<b>3,306,192</b>	<b>3,226,917</b>
<b>Revenues</b>				
State Aid	349,398	347,888	353,561	339,589
Local Revenues	41,899	38,686	38,300	37,500
Other Revenues	303,352	321,160	328,123	302,764
<b>Total Revenues</b>	<b>694,649</b>	<b>707,734</b>	<b>719,984</b>	<b>679,853</b>
<b>Department Net Local</b>	<b><u>2,480,636</u></b>	<b><u>2,542,893</u></b>	<b><u>2,586,208</u></b>	<b><u>2,547,064</u></b>

# Probation and Community Justice Department

## Full-Time Equivalents

	<u>2012</u> <u>Budget</u>	<u>2013</u> <u>Budget</u>	<u>2014</u> <u>Budget</u>	<u>2015</u> <u>Budget</u>	<u>2016</u> <u>Adopted</u>	<u>Difference</u>
Administrative Assistant	1.00	1.00	1.00	1.00	1.00	0.00
Administrative Assistant-Level 3	0.00	0.00	1.00	1.00	1.00	0.00
Administrative Services Coordinator	1.00	1.00	1.00	1.00	1.00	0.00
Deputy Probation Director	1.00	1.00	1.00	1.00	1.00	0.00
Information Aide	0.00	0.00	0.00	1.00	1.00	0.00
Microcomputer Specialist	0.00	0.00	0.00	0.00	0.00	0.00
Probation Administrator	1.00	0.54	0.53	0.00	0.00	0.00
Probation Assistant	1.00	1.00	1.00	1.00	1.00	0.00
Probation Director	1.00	1.00	1.00	1.00	1.00	0.00
Probation Officer	13.00	12.00	12.00	12.00	12.00	0.00
Probation Supervisor	3.00	3.00	3.00	3.00	3.00	0.00
Registered Professional Nurse	0.00	0.00	0.00	0.00	0.00	0.00
Security Officer	1.00	1.00	1.00	1.00	1.00	0.00
Senior Account Clerk/Typist	1.00	1.00	1.00	1.00	1.00	0.00
Senior Probation Officer	6.00	6.00	6.00	6.00	6.00	0.00
Senior Typist	1.00	1.00	0.00	0.00	0.00	0.00
Support Staff	0.00	0.00	0.00	0.00	0.00	0.00
Systems Analyst	1.00	1.00	1.00	1.00	1.00	0.00
Work Project Supervisor	2.00	2.00	2.00	2.00	2.00	0.00
Workforce Development Specialist	1.00	1.00	1.00	1.00	1.00	0.00
	<b><u>35.00</u></b>	<b><u>33.54</u></b>	<b><u>33.53</u></b>	<b><u>34.00</u></b>	<b><u>34.00</u></b>	<b><u>0.00</u></b>

# Probation and Community Justice Department

3140 - PLNG. & COORD. (PROBAT.)

	2013 Actual	2014 Actual	2015 Modified	2016 Adopted
<b>Expenditures</b>				
Salary and Wages	151,847	131,294	123,389	123,389
Premium Pay	1,078	1,078	800	800
Fringe Benefits	81,197	75,319	70,167	67,186
Program Expense	54	0	34	63
<b>Total Expenditures</b>	<b>234,176</b>	<b>207,691</b>	<b>194,390</b>	<b>191,438</b>
<b>Revenues</b>				
State Aid	21,245	22,032	16,922	16,922
Other Revenues	38,338	39,033	38,945	38,348
<b>Total Revenues</b>	<b>59,583</b>	<b>61,065</b>	<b>55,867</b>	<b>55,270</b>
<b>Department Net Local</b>	<b><u>174,593</u></b>	<b><u>146,626</u></b>	<b><u>138,523</u></b>	<b><u>136,168</u></b>



# Probation and Community Justice Department

3141 - ALTERNATIVES TO INCARC.

	2013 Actual	2014 Actual	2015 Modified	2016 Adopted
<b>Expenditures</b>				
Salary and Wages	510,434	493,045	530,187	538,269
Premium Pay	12,467	8,532	3,150	3,550
Fringe Benefits	277,641	284,347	301,335	293,124
Other Capital Equip	3,121	4,174	2,100	3,300
Vehicle Fuel and Maint	5,150	4,508	6,200	6,200
Other Supplies	1,619	1,036	1,630	1,630
Travel Training	3,039	1,689	3,750	2,500
Professional Services	12,677	13,439	24,208	18,675
All Other Contr. Svcs	85	85	110	100
Program Expense	146	68	200	200
Utilities	2,262	2,248	2,625	2,530
Other	4,716	5,025	5,520	5,710
<b>Total Expenditures</b>	<b>833,357</b>	<b>818,196</b>	<b>881,015</b>	<b>875,788</b>
<b>Revenues</b>				
State Aid	93,846	96,106	96,150	97,389
Local Revenues	765	749	760	760
Other Revenues	1,998	1,074	3,978	0
<b>Total Revenues</b>	<b>96,609</b>	<b>97,929</b>	<b>100,888</b>	<b>98,149</b>
<b>Department Net Local</b>	<b><u>736,748</u></b>	<b><u>720,267</u></b>	<b><u>780,127</u></b>	<b><u>777,639</u></b>

# Probation and Community Justice Department

## 3142 - PROBATION INTAKE/INVESTIG

	2013 Actual	2014 Actual	2015 Modified	2016 Adopted
<b>Expenditures</b>				
Salary and Wages	1,155,678	1,219,803	1,229,168	1,221,104
Overtime	0	22	0	0
Premium Pay	40,563	21,014	5,300	6,880
Fringe Benefits	631,912	701,790	697,475	664,340
Other Capital Equip	19,562	16,435	11,118	13,700
Other Supplies	8,149	5,757	10,020	7,520
Travel Training	7,302	6,754	10,465	7,500
Professional Services	17,208	17,220	17,280	17,280
All Other Contr. Svcs	340	340	440	400
Program Expense	417	311	13,089	800
Utilities	7,313	7,733	8,740	8,970
Other	13,207	12,673	14,630	13,740
<b>Total Expenditures</b>	<b>1,901,651</b>	<b>2,009,852</b>	<b>2,017,725</b>	<b>1,962,234</b>
<b>Revenues</b>				
State Aid	217,133	211,858	222,624	207,386
Local Revenues	40,899	37,937	37,540	36,740
Other Revenues	263,016	266,053	267,283	259,816
<b>Total Revenues</b>	<b>521,048</b>	<b>515,848</b>	<b>527,447</b>	<b>503,942</b>
<b>Department Net Local</b>	<b><u>1,380,603</u></b>	<b><u>1,494,004</u></b>	<b><u>1,490,278</u></b>	<b><u>1,458,292</u></b>

# Probation and Community Justice Department

## 3160 - ATI INITIATIVES

	2013 Actual	2014 Actual	2015 Modified	2016 Adopted
<b>Expenditures</b>				
Salary and Wages	106,515	106,610	103,991	103,974
Overtime	1,014	1,014	0	0
Premium Pay	1,031	2,190	600	820
Fringe Benefits	57,641	62,485	59,094	56,693
Other Capital Equip	1,126	4,673	0	0
Other Supplies	2,529	2,093	3,400	3,200
Travel Training	80	192	300	250
Professional Services	23,310	23,860	24,960	25,220
All Other Contr. Svcs	932	932	1,100	500
Program Expense	0	0	200	200
Utilities	1,253	1,308	1,500	2,000
<b>Total Expenditures</b>	<b>195,431</b>	<b>205,357</b>	<b>195,145</b>	<b>192,857</b>
<b>Revenues</b>				
State Aid	17,174	17,892	17,865	17,892
Local Revenues	235	0	0	0
<b>Total Revenues</b>	<b>17,409</b>	<b>17,892</b>	<b>17,865</b>	<b>17,892</b>
<b>Department Net Local</b>	<b><u>178,022</u></b>	<b><u>187,465</u></b>	<b><u>177,280</u></b>	<b><u>174,965</u></b>

# Probation and Community Justice Department

3989 - PLNG. & COORD. (CRM.JST.)

	2013 Actual	2014 Actual	2015 Modified	2016 Adopted
<b>Expenditures</b>				
Other Supplies	1,324	0	0	0
All Other Contr. Svcs	6,794	0	0	0
<b>Total Expenditures</b>	<b>8,118</b>	<b>0</b>	<b>0</b>	<b>0</b>
<b>Department Net Local</b>	<b>8,118</b>	<b>0</b>	<b>0</b>	<b>0</b>

3990 - DRUG CT SUPPORT GRNT

	2013 Actual	2014 Actual	2015 Modified	2016 Adopted
<b>Expenditures</b>				
Other Supplies	0	1,105	2,517	600
All Other Contr. Svcs	2,552	8,426	15,400	4,000
<b>Total Expenditures</b>	<b>2,552</b>	<b>9,531</b>	<b>17,917</b>	<b>4,600</b>
<b>Revenues</b>				
Other Revenues	0	15,000	17,917	4,600
<b>Total Revenues</b>	<b>0</b>	<b>15,000</b>	<b>17,917</b>	<b>4,600</b>
<b>Department Net Local</b>	<b>2,552</b>	<b>-5,469</b>	<b>0</b>	<b>0</b>

# Sales Tax Distribution

## Consolidated Departmental Budget

	2013 Actual	2014 Actual	2015 Modified	2016 Adopted
<b>Expenditures</b>				
Program Expense	11,644,297	12,235,745	11,851,948	0
Other	0	0	0	12,198,932
Other Finance	521,329	549,992	609,615	559,288
<b>Total Expenditures</b>	<b>12,165,626</b>	<b>12,785,737</b>	<b>12,461,563</b>	<b>12,758,220</b>
<b>Revenues</b>				
Local Revenues	12,165,626	12,785,737	12,461,563	12,758,220
<b>Total Revenues</b>	<b>12,165,626</b>	<b>12,785,737</b>	<b>12,461,563</b>	<b>12,758,220</b>
<b>Department Net Local</b>	<u><u>0</u></u>	<u><u>0</u></u>	<u><u>0</u></u>	<u><u>0</u></u>

# Sales Tax Distribution

## 1985 - DISTRIBUTION OF SALES TAX

	2013 Actual	2014 Actual	2015 Modified	2016 Adopted
<b>Expenditures</b>				
Program Expense	11,644,297	12,235,745	11,851,948	0
Other	0	0	0	12,198,932
<b>Total Expenditures</b>	<b>11,644,297</b>	<b>12,235,745</b>	<b>11,851,948</b>	<b>12,198,932</b>
<b>Revenues</b>				
Local Revenues	11,644,297	12,235,745	11,851,948	12,198,932
<b>Total Revenues</b>	<b>11,644,297</b>	<b>12,235,745</b>	<b>11,851,948</b>	<b>12,198,932</b>
<b>Department Net Local</b>	<u><u>0</u></u>	<u><u>0</u></u>	<u><u>0</u></u>	<u><u>0</u></u>

## 6901 - COUNTY/CITY PROGRAM

	2013 Actual	2014 Actual	2015 Modified	2016 Adopted
<b>Expenditures</b>				
Other Finance	521,329	549,992	609,615	559,288
<b>Total Expenditures</b>	<b>521,329</b>	<b>549,992</b>	<b>609,615</b>	<b>559,288</b>
<b>Revenues</b>				
Local Revenues	521,329	549,992	609,615	559,288
<b>Total Revenues</b>	<b>521,329</b>	<b>549,992</b>	<b>609,615</b>	<b>559,288</b>
<b>Department Net Local</b>	<u><u>0</u></u>	<u><u>0</u></u>	<u><u>0</u></u>	<u><u>0</u></u>

# Sheriff's Office

## Consolidated Departmental Budget

	2013 Actual	2014 Actual	2015 Modified	2016 Adopted
<b>Expenditures</b>				
Salary and Wages	3,595,902	2,855,795	2,663,352	2,658,243
Overtime	116,493	125,748	341,223	346,223
Premium Pay	192,142	196,256	88,837	88,947
Fringe Benefits	2,073,161	1,808,167	1,747,777	1,673,536
Automotive Equipment	121,545	89,442	64,290	220,290
Other Capital Equip	55,448	132,656	26,098	21,100
Vehicle Fuel and Maint	157,632	149,534	153,500	153,500
Other Supplies	78,536	56,912	85,911	79,435
Travel Training	15,146	7,400	13,500	13,500
Professional Services	235	1,894	3,904	3,904
All Other Contr. Svcs	14,169	14,097	18,006	18,006
Program Expense	38,574	0	0	0
Maintenance	1,977	1,387	1,500	1,500
Utilities	25,594	22,136	26,500	26,500
Other	9,600	8,636	9,900	9,900
<b>Total Expenditures</b>	<b>6,496,154</b>	<b>5,470,060</b>	<b>5,244,298</b>	<b>5,314,584</b>
<b>Revenues</b>				
Federal Aid	96,708	63,215	0	0
State Aid	14,506	58,102	27,000	20,000
Local Revenues	194,668	180,647	140,000	165,000
Other Revenues	119,456	89,914	103,123	62,500
Interfund Transf & Rev	250,341	238,886	260,000	260,000
<b>Total Revenues</b>	<b>675,679</b>	<b>630,764</b>	<b>530,123</b>	<b>507,500</b>
<b>Department Net Local</b>	<b><u>5,820,475</u></b>	<b><u>4,839,296</u></b>	<b><u>4,714,175</u></b>	<b><u>4,807,084</u></b>

# Sheriff's Office

## Full-Time Equivalents

	<u>2012</u> <u>Budget</u>	<u>2013</u> <u>Budget</u>	<u>2014</u> <u>Budget</u>	<u>2015</u> <u>Budget</u>	<u>2016</u> <u>Adopted</u>	<u>Difference</u>
Account/Permit Clerk	2.00	2.00	2.00	2.00	3.00	1.00
Captain	1.00	1.00	1.00	1.00	0.00	-1.00
Executive Assistant to the Sheriff	0.00	1.00	1.00	1.00	1.00	0.00
Investigator	4.00	4.00	4.00	4.00	4.00	0.00
Lieutenant	0.00	0.00	0.00	0.00	1.00	1.00
Road Patrol Deputy	26.00	26.00	26.00	26.00	26.00	0.00
Secretary	1.00	1.00	1.00	1.00	0.00	-1.00
Senior Investigator	1.00	1.00	1.00	1.00	1.00	0.00
Sergeant	7.00	7.00	7.00	7.00	7.00	0.00
Sheriff	1.00	1.00	1.00	1.00	1.00	0.00
Sheriff's Clerk	0.00	0.00	0.00	0.00	0.00	0.00
	<u>43.00</u>	<u>44.00</u>	<u>44.00</u>	<u>44.00</u>	<u>44.00</u>	<u>0.00</u>



# Sheriff's Office

3110 - CIVIL

	2013 Actual	2014 Actual	2015 Modified	2016 Adopted
<b>Expenditures</b>				
Salary and Wages	437,822	387,119	391,978	391,978
Overtime	637	2,020	5,570	5,570
Premium Pay	24,565	12,778	2,410	2,410
Fringe Benefits	245,848	228,691	225,975	216,377
Other Capital Equip	234	0	1,250	6,150
Vehicle Fuel and Maint	0	0	2,000	2,000
Other Supplies	8,916	8,301	10,420	11,670
Travel Training	4,008	2,034	4,000	4,000
Professional Services	60	694	3,079	3,079
All Other Contr. Svcs	8,940	8,940	9,280	9,280
Utilities	97	116	2,500	2,500
Other	8,437	7,722	8,800	8,800
<b>Total Expenditures</b>	<b>739,564</b>	<b>658,415</b>	<b>667,262</b>	<b>663,814</b>
<b>Revenues</b>				
Local Revenues	146,518	136,129	140,000	125,000
Other Revenues	5,443	3,889	2,500	3,500
<b>Total Revenues</b>	<b>151,961</b>	<b>140,018</b>	<b>142,500</b>	<b>128,500</b>
<b>Department Net Local</b>	<b><u>587,603</u></b>	<b><u>518,397</u></b>	<b><u>524,762</u></b>	<b><u>535,314</u></b>

# Sheriff's Office

## 3113 - LAW ENFORCEMENT

	2013 Actual	2014 Actual	2015 Modified	2016 Adopted
<b>Expenditures</b>				
Salary and Wages	3,158,080	2,468,676	2,271,374	2,266,265
Overtime	115,856	123,728	335,653	340,653
Premium Pay	167,577	183,478	86,427	86,537
Fringe Benefits	1,827,313	1,579,476	1,521,802	1,457,159
Automotive Equipment	121,545	89,442	64,290	220,290
Other Capital Equip	55,214	132,656	24,848	14,950
Vehicle Fuel and Maint	157,632	149,534	151,500	151,500
Other Supplies	69,620	48,611	75,491	67,765
Travel Training	11,138	5,366	9,500	9,500
Professional Services	175	1,200	825	825
All Other Contr. Svcs	5,229	5,157	8,726	8,726
Program Expense	38,574	0	0	0
Maintenance	1,977	1,387	1,500	1,500
Utilities	25,497	22,020	24,000	24,000
Other	1,163	914	1,100	1,100
<b>Total Expenditures</b>	<b>5,756,590</b>	<b>4,811,645</b>	<b>4,577,036</b>	<b>4,650,770</b>
<b>Revenues</b>				
Federal Aid	96,708	63,215	0	0
State Aid	14,506	58,102	27,000	20,000
Local Revenues	48,150	44,518	0	40,000
Other Revenues	114,013	86,025	100,623	59,000
Interfund Transf & Rev	250,341	238,886	260,000	260,000
<b>Total Revenues</b>	<b>523,718</b>	<b>490,746</b>	<b>387,623</b>	<b>379,000</b>
<b>Department Net Local</b>	<b><u>5,232,872</u></b>	<b><u>4,320,899</u></b>	<b><u>4,189,413</u></b>	<b><u>4,271,770</u></b>

# Sheriff's Office - Jail

## Consolidated Departmental Budget

	2013 Actual	2014 Actual	2015 Modified	2016 Adopted
<b>Expenditures</b>				
Salary and Wages	2,241,985	2,424,380	2,293,195	2,257,390
Overtime	106,833	128,815	192,946	255,460
Premium Pay	200,845	225,296	54,786	76,510
Fringe Benefits	1,353,774	1,539,114	1,405,313	1,400,845
Automotive Equipment	26,509	0	64,000	64,000
Other Capital Equip	16,682	20,572	13,000	15,500
Vehicle Fuel and Maint	64,585	65,082	74,967	84,967
Other Supplies	222,403	243,891	265,000	255,000
Travel Training	3,721	4,036	7,200	7,200
Professional Services	433	2,518	4,000	2,810
Mandate - Other	507,930	449,315	406,749	415,549
All Other Contr. Svcs	15,206	15,954	15,000	16,190
Maintenance	5,364	4,651	6,000	6,000
Utilities	6,984	6,721	6,900	6,900
Other	6,568	12,490	12,700	12,700
<b>Total Expenditures</b>	<b>4,779,822</b>	<b>5,142,835</b>	<b>4,821,756</b>	<b>4,877,021</b>
<b>Revenues</b>				
Federal Aid	4,944	3,605	0	0
State Aid	5,330	1,560	4,000	0
Local Revenues	0	25,237	0	0
Other Revenues	48,767	48,550	25,000	29,000
<b>Total Revenues</b>	<b>59,041</b>	<b>78,952</b>	<b>29,000</b>	<b>29,000</b>
<b>Department Net Local</b>	<b><u>4,720,781</u></b>	<b><u>5,063,883</u></b>	<b><u>4,792,756</u></b>	<b><u>4,848,021</u></b>

# Sheriff's Office - Jail

## Full-Time Equivalents

	<u>2012</u> <u>Budget</u>	<u>2013</u> <u>Budget</u>	<u>2014</u> <u>Budget</u>	<u>2015</u> <u>Budget</u>	<u>2016</u> <u>Adopted</u>	<u>Difference</u>
Captain of Corrections	0.00	0.00	0.00	1.00	1.00	0.00
Chief Corrections Officer	1.00	1.00	1.00	0.00	0.00	0.00
Cook (Jail)	1.40	1.40	1.40	1.40	1.40	0.00
Corrections Corporal	1.00	1.00	1.00	0.00	0.00	0.00
Corrections Lieutenant	1.00	1.00	1.00	0.00	0.00	0.00
Corrections Officers	33.00	33.00	33.00	34.00	34.00	0.00
Jail Nurse	1.00	1.00	1.00	1.00	1.00	0.00
Sergeant	5.00	5.00	5.00	6.00	6.00	0.00
Undersheriff	1.00	1.00	1.00	1.00	1.00	0.00
	<u><b>44.40</b></u>	<u><b>44.40</b></u>	<u><b>44.40</b></u>	<u><b>44.40</b></u>	<u><b>44.40</b></u>	<u><b>0.00</b></u>

# Sheriff's Office - Jail

3150 - CORRECTIONS

	2013 Actual	2014 Actual	2015 Modified	2016 Adopted
<b>Expenditures</b>				
Salary and Wages	2,241,985	2,424,380	2,293,195	2,257,390
Overtime	106,833	128,815	192,946	255,460
Premium Pay	200,845	225,296	54,786	76,510
Fringe Benefits	1,353,774	1,539,114	1,405,313	1,400,845
Automotive Equipment	26,509	0	64,000	64,000
Other Capital Equip	16,682	20,572	13,000	15,500
Vehicle Fuel and Maint	64,585	65,082	74,967	84,967
Other Supplies	222,403	243,891	265,000	255,000
Travel Training	3,721	4,036	7,200	7,200
Professional Services	433	2,518	4,000	2,810
All Other Contr. Svcs	15,206	15,954	15,000	16,190
Maintenance	5,364	4,651	6,000	6,000
Utilities	6,984	6,721	6,900	6,900
Other	6,568	12,490	12,700	12,700
<b>Total Expenditures</b>	<b>4,271,892</b>	<b>4,693,520</b>	<b>4,415,007</b>	<b>4,461,472</b>
<b>Revenues</b>				
Federal Aid	4,944	3,605	0	0
State Aid	5,330	1,560	4,000	0
Local Revenues	0	25,237	0	0
Other Revenues	48,695	48,488	25,000	29,000
<b>Total Revenues</b>	<b>58,969</b>	<b>78,890</b>	<b>29,000</b>	<b>29,000</b>
<b>Department Net Local</b>	<b><u>4,212,923</u></b>	<b><u>4,614,630</u></b>	<b><u>4,386,007</u></b>	<b><u>4,432,472</u></b>

# Sheriff's Office - Jail

## 3151 - MEDICAL AND BOARDING

	2013 Actual	2014 Actual	2015 Modified	2016 Adopted
<b>Expenditures</b>				
Mandate - Other	507,930	449,315	406,749	415,549
<b>Total Expenditures</b>	<b>507,930</b>	<b>449,315</b>	<b>406,749</b>	<b>415,549</b>
<b>Revenues</b>				
Other Revenues	72	62	0	0
<b>Total Revenues</b>	<b>72</b>	<b>62</b>	<b>0</b>	<b>0</b>
<b>Department Net Local</b>	<b><u>507,858</u></b>	<b><u>449,253</u></b>	<b><u>406,749</u></b>	<b><u>415,549</u></b>

# Social Services Department

## Consolidated Departmental Budget

	2013 Actual	2014 Actual	2015 Modified	2016 Adopted
<b>Expenditures</b>				
Salary and Wages	8,130,493	8,253,765	8,459,194	8,264,085
Overtime	0	0	65,904	67,222
Premium Pay	259,692	228,572	48,102	49,950
Fringe Benefits	4,452,572	4,824,202	4,843,858	4,534,260
Automotive Equipment	49,373	70,150	76,500	83,000
Other Capital Equip	37,523	75,702	66,600	76,338
Vehicle Fuel and Maint	28,210	34,241	37,963	31,400
Other Supplies	70,771	78,070	82,800	82,000
Travel Training	17,543	29,542	122,941	127,941
Professional Services	734,091	836,327	547,815	547,402
Mandate - Child Care	7,993,410	7,596,177	8,360,697	7,501,392
Mandate - Medicaid	12,528,834	11,943,475	11,728,670	11,532,449
All Other Contr. Svcs	41,873	33,012	42,445	39,445
Program Expense	12,331,204	12,473,410	13,134,500	12,031,441
Maintenance	9,246	2,995	20,000	8,000
Utilities	63,653	63,964	65,500	71,200
Other	127,100	130,421	130,823	132,761
<b>Total Expenditures</b>	<b>46,875,588</b>	<b>46,674,025</b>	<b>47,834,312</b>	<b>45,180,286</b>
<b>Revenues</b>				
Federal Aid	12,840,692	14,070,155	13,486,645	12,946,262
State Aid	9,976,635	10,528,700	10,926,772	9,932,015
Local Revenues	1,797,914	1,917,496	2,118,867	1,964,628
Other Revenues	42,570	138,734	149,249	242,644
<b>Total Revenues</b>	<b>24,657,811</b>	<b>26,655,085</b>	<b>26,681,533</b>	<b>25,085,549</b>
<b>Department Net Local</b>	<b><u>22,217,777</u></b>	<b><u>20,018,940</u></b>	<b><u>21,152,779</u></b>	<b><u>20,094,737</u></b>

# Social Services Department

## Full-Time Equivalents

	2012 Budget	2013 Budget	2014 Budget	2015 Budget	2016 Adopted	Difference
Account Clerk/Typist	3.00	3.00	2.00	2.00	2.00	0.00
Accounting Supervisor	1.00	1.00	1.00	1.00	1.00	0.00
Administrative Assistant	3.00	3.00	3.00	3.00	2.00	-1.00
Administrative Assistant - Level 1	0.00	0.00	0.00	1.00	4.00	3.00
Administrative Assistant - Level 2	0.00	0.00	1.00	0.00	3.00	3.00
Administrative Assistant - Level 3	0.00	0.00	0.00	1.00	0.00	-1.00
Administrative Assistant - Level 4	0.00	0.00	1.00	2.00	2.00	0.00
Case Aide	3.00	3.00	3.00	3.00	3.00	0.00
Case Supervisor "A"	1.00	0.00	1.00	0.00	0.00	0.00
Case Supervisor "B"	6.00	6.00	7.00	8.00	8.00	0.00
Casework Assistant	3.00	1.00	1.00	1.00	1.00	0.00
Caseworker	18.00	19.00	19.00	19.00	18.00	-1.00
Commissioner	1.00	1.00	1.00	1.00	1.00	0.00
Coordinator of Child Support Enforcement	0.00	0.00	0.00	1.00	1.00	0.00
Data Entry Machine Operator	2.00	2.00	1.00	1.00	1.00	0.00
Deputy Commissioner	0.00	0.00	0.00	1.00	1.00	0.00
Director of Administrative Services	1.00	1.00	1.00	1.00	1.00	0.00
Director of Operations	0.00	0.00	0.00	0.00	1.00	1.00
Director of Services	1.00	1.00	1.00	1.00	1.00	0.00
Division Coordinator	4.00	4.00	4.00	3.00	4.00	1.00
Financial Investigator	8.00	8.00	8.00	8.00	8.00	0.00
Information Aide	0.00	2.00	4.70	6.29	2.29	-4.00
Keyboard Specialist	11.00	10.00	8.00	8.00	7.00	-1.00
Legal Unit Administrator	1.00	1.00	1.00	1.00	0.00	-1.00
Long Term Care Coordinator	1.00	0.00	0.00	0.00	0.00	0.00
Long Term Care Specialist	1.00	1.00	1.00	1.00	0.00	-1.00
Long Term Care/ Adult Protective Svcs Coord.	0.00	1.00	1.00	1.00	1.00	0.00
Managed Care Coordinator	1.00	1.00	1.00	0.00	0.00	0.00
Microcomputer Specialist	2.00	2.00	2.00	2.00	2.00	0.00
Mobility Program Specialist	1.00	1.00	0.00	0.00	0.00	0.00
Principal Account Clerk/Typist	1.00	1.00	1.00	1.00	1.00	0.00
Principal Social Welfare Examiner	0.50	0.50	0.50	3.00	1.00	-2.00
Program Development Specialist	1.00	1.00	1.00	1.00	1.00	0.00
Project Assistant	1.00	1.44	0.29	0.00	0.00	0.00
Receptionist	7.00	8.00	8.00	6.00	6.00	0.00
Registered Professional Nurse	6.00	6.00	5.00	6.00	4.00	-2.00
Secretary	3.00	3.00	2.00	0.00	0.00	0.00
Security Officer	2.00	2.00	3.40	3.20	3.20	0.00
Senior Account Clerk/Typist	2.00	2.00	2.00	2.00	2.00	0.00
Senior Caseworker	19.00	19.00	18.00	18.00	20.00	2.00
Senior Clerk	1.00	1.00	1.00	1.00	1.00	0.00
Senior Data Entry Operator	1.00	1.00	1.00	1.00	1.00	0.00
Senior Financial Investigator	2.00	2.00	2.00	1.00	1.00	0.00
Senior Social Welfare Examiner	19.00	18.00	19.00	13.00	13.00	0.00
Senior Typist	1.00	1.00	1.00	1.00	1.00	0.00
Social Services Attorney	3.00	3.00	3.00	3.00	3.00	0.00
Social Welfare Examiner	41.00	42.00	43.00	44.00	43.00	-1.00
Staff Development and Quality Supervisor	1.00	1.00	1.00	1.00	0.00	-1.00
Staff Development Specialist	0.00	0.00	0.00	0.00	1.00	1.00
Substance Abuse Evaluator	1.00	1.00	1.00	1.00	1.00	0.00
Systems Analyst	1.00	1.00	1.00	1.00	1.00	0.00
	<b>186.50</b>	<b>186.94</b>	<b>187.89</b>	<b>184.49</b>	<b>179.49</b>	<b>-5.00</b>



# Social Services Department

6010 - PLNG. & COORD. (DSS)

	2013 Actual	2014 Actual	2015 Modified	2016 Adopted
<b>Expenditures</b>				
Salary and Wages	8,130,493	8,253,765	8,459,194	8,264,085
Overtime	0	0	65,904	67,222
Premium Pay	259,692	228,572	48,102	49,950
Fringe Benefits	4,452,572	4,824,202	4,843,858	4,534,260
Automotive Equipment	49,373	70,150	76,500	83,000
Other Capital Equip	37,523	75,702	66,600	76,338
Vehicle Fuel and Maint	28,210	34,241	37,963	31,400
Other Supplies	70,771	78,070	82,800	82,000
Travel Training	17,543	29,542	122,941	127,941
Professional Services	734,091	836,327	547,815	547,402
All Other Contr. Svcs	41,873	33,012	42,445	39,445
Program Expense	1,049,159	1,159,010	1,134,410	1,080,413
Maintenance	9,246	2,995	20,000	8,000
Utilities	63,653	63,964	65,500	71,200
Other	127,100	130,421	130,823	132,761
<b>Total Expenditures</b>	<b>15,071,299</b>	<b>15,819,973</b>	<b>15,744,855</b>	<b>15,195,417</b>
<b>Revenues</b>				
Federal Aid	6,140,913	7,345,834	6,747,727	6,128,237
State Aid	4,082,938	4,761,785	4,853,827	4,614,084
Local Revenues	184,159	190,172	171,281	226,458
Other Revenues	10,774	79,463	196,405	242,644
<b>Total Revenues</b>	<b>10,418,784</b>	<b>12,377,254</b>	<b>11,969,240</b>	<b>11,211,423</b>
<b>Department Net Local</b>	<b><u>4,652,515</u></b>	<b><u>3,442,719</u></b>	<b><u>3,775,615</u></b>	<b><u>3,983,994</u></b>

# Social Services Department

## 6055 - DAYCARE

	2013 Actual	2014 Actual	2015 Modified	2016 Adopted
<b>Expenditures</b>				
Mandate - Econ Sec	2,047,739	1,670,392	1,948,621	1,660,351
<b>Total Expenditures</b>	<b>2,047,739</b>	<b>1,670,392</b>	<b>1,948,621</b>	<b>1,660,351</b>
<b>Revenues</b>				
State Aid	1,706,638	1,564,284	1,901,419	1,491,702
Local Revenues	2,242	1,658	23,606	10,396
Other Revenues	2,947	7,663	-47,156	0
<b>Total Revenues</b>	<b>1,711,827</b>	<b>1,573,605</b>	<b>1,877,869</b>	<b>1,502,098</b>
<b>Department Net Local</b>	<b><u>335,912</u></b>	<b><u>96,787</u></b>	<b><u>70,752</u></b>	<b><u>158,253</u></b>

## 6070 - PURCHASE OF SERVICES

	2013 Actual	2014 Actual	2015 Modified	2016 Adopted
<b>Expenditures</b>				
Program Expense	1,308,044	1,096,663	1,562,960	869,466
<b>Total Expenditures</b>	<b>1,308,044</b>	<b>1,096,663</b>	<b>1,562,960</b>	<b>869,466</b>
<b>Revenues</b>				
Federal Aid	188,479	-31,586	155,666	122,728
State Aid	643,332	829,032	844,248	442,585
Local Revenues	111	650	0	0
<b>Total Revenues</b>	<b>831,922</b>	<b>798,096</b>	<b>999,914</b>	<b>565,313</b>
<b>Department Net Local</b>	<b><u>476,122</u></b>	<b><u>298,567</u></b>	<b><u>563,046</u></b>	<b><u>304,153</u></b>

# Social Services Department

## 6100 - MEDICAID

	2013 Actual	2014 Actual	2015 Modified	2016 Adopted
<b>Expenditures</b>				
Mandate - Medicaid	12,285,940	11,898,320	11,668,670	11,492,449
<b>Total Expenditures</b>	<b>12,285,940</b>	<b>11,898,320</b>	<b>11,668,670</b>	<b>11,492,449</b>
<b>Revenues</b>				
Federal Aid	0	518	0	0
<b>Total Revenues</b>	<b>0</b>	<b>518</b>	<b>0</b>	<b>0</b>
<b>Department Net Local</b>	<b><u>12,285,940</u></b>	<b><u>11,897,802</u></b>	<b><u>11,668,670</u></b>	<b><u>11,492,449</u></b>

## 6101 - MEDICAL ASSISTANCE

	2013 Actual	2014 Actual	2015 Modified	2016 Adopted
<b>Expenditures</b>				
Mandate - Medicaid	242,894	45,155	60,000	40,000
<b>Total Expenditures</b>	<b>242,894</b>	<b>45,155</b>	<b>60,000</b>	<b>40,000</b>
<b>Revenues</b>				
Federal Aid	-128,814	-241,794	-268,909	-270,400
State Aid	-159,267	-270,697	-248,224	-249,600
Local Revenues	556,220	559,989	577,133	560,000
Other Revenues	12	312	0	0
<b>Total Revenues</b>	<b>268,151</b>	<b>47,810</b>	<b>60,000</b>	<b>40,000</b>
<b>Department Net Local</b>	<b><u>-25,257</u></b>	<b><u>-2,655</u></b>	<b><u>0</u></b>	<b><u>0</u></b>

# Social Services Department

## 6106 - SPEC. NEEDS ADULT FAM.

	2013 Actual	2014 Actual	2015 Modified	2016 Adopted
<b>Expenditures</b>				
Mandate - Child Care	0	1,267	2,000	2,000
<b>Total Expenditures</b>	<b>0</b>	<b>1,267</b>	<b>2,000</b>	<b>2,000</b>
<b>Revenues</b>				
State Aid	0	0	2,000	2,000
<b>Total Revenues</b>	<b>0</b>	<b>0</b>	<b>2,000</b>	<b>2,000</b>
<b>Department Net Local</b>	<u><u>0</u></u>	<u><u>1,267</u></u>	<u><u>0</u></u>	<u><u>0</u></u>

## 6109 - FAMILY ASSISTANCE

	2013 Actual	2014 Actual	2015 Modified	2016 Adopted
<b>Expenditures</b>				
Mandate - Econ Sec	4,008,720	4,646,844	4,321,198	4,602,732
<b>Total Expenditures</b>	<b>4,008,720</b>	<b>4,646,844</b>	<b>4,321,198</b>	<b>4,602,732</b>
<b>Revenues</b>				
Federal Aid	3,550,064	4,348,481	4,111,675	4,219,226
State Aid	2,056	102,445	2,488	96,230
Local Revenues	452,711	455,144	175,141	188,267
Other Revenues	2,600	10,491	0	0
<b>Total Revenues</b>	<b>4,007,431</b>	<b>4,916,561</b>	<b>4,289,304</b>	<b>4,503,723</b>
<b>Department Net Local</b>	<u><u>1,289</u></u>	<u><u>-269,717</u></u>	<u><u>31,894</u></u>	<u><u>99,009</u></u>

# Social Services Department

## 6119 - CHILD CARE

	2013 Actual	2014 Actual	2015 Modified	2016 Adopted
<b>Expenditures</b>				
Mandate - Child Care	7,402,438	6,709,353	7,531,387	7,078,999
<b>Total Expenditures</b>	<b>7,402,438</b>	<b>6,709,353</b>	<b>7,531,387</b>	<b>7,078,999</b>
<b>Revenues</b>				
Federal Aid	2,695,421	2,556,729	2,667,596	2,668,487
State Aid	2,527,206	2,543,899	2,188,643	2,339,465
Local Revenues	137,805	169,519	486,345	389,054
Other Revenues	1,820	1,459	0	0
<b>Total Revenues</b>	<b>5,362,252</b>	<b>5,271,606</b>	<b>5,342,584</b>	<b>5,397,006</b>
<b>Department Net Local</b>	<b><u>2,040,186</u></b>	<b><u>1,437,747</u></b>	<b><u>2,188,803</u></b>	<b><u>1,681,993</u></b>

## 6123 - DELINQUENT CARE

	2013 Actual	2014 Actual	2015 Modified	2016 Adopted
<b>Expenditures</b>				
Mandate - Child Care	551,728	754,486	757,310	304,934
<b>Total Expenditures</b>	<b>551,728</b>	<b>754,486</b>	<b>757,310</b>	<b>304,934</b>
<b>Revenues</b>				
Federal Aid	1,226	5,095	0	0
State Aid	195,228	76,316	392,320	247,667
Local Revenues	41,157	37,541	46,251	10,000
Other Revenues	1,423	290	0	0
<b>Total Revenues</b>	<b>239,034</b>	<b>119,242</b>	<b>438,571</b>	<b>257,667</b>
<b>Department Net Local</b>	<b><u>312,694</u></b>	<b><u>635,244</u></b>	<b><u>318,739</u></b>	<b><u>47,267</u></b>

# Social Services Department

## 6129 - STATE TRAINING SCHOOLS

	2013 Actual	2014 Actual	2015 Modified	2016 Adopted
<b>Expenditures</b>				
Mandate - Child Care	39,244	131,071	70,000	115,459
<b>Total Expenditures</b>	<b>39,244</b>	<b>131,071</b>	<b>70,000</b>	<b>115,459</b>
<b>Department Net Local</b>	<b><u>39,244</u></b>	<b><u>131,071</u></b>	<b><u>70,000</u></b>	<b><u>115,459</u></b>

## 6140 - SAFETY NET

	2013 Actual	2014 Actual	2015 Modified	2016 Adopted
<b>Expenditures</b>				
Mandate - Econ Sec	3,677,804	3,628,075	3,911,762	3,582,605
<b>Total Expenditures</b>	<b>3,677,804</b>	<b>3,628,075</b>	<b>3,911,762</b>	<b>3,582,605</b>
<b>Revenues</b>				
Federal Aid	461,305	107,319	127,890	97,984
State Aid	868,112	831,058	883,210	872,954
Local Revenues	345,460	392,765	542,242	474,435
Other Revenues	18,390	35,530	0	0
<b>Total Revenues</b>	<b>1,693,267</b>	<b>1,366,672</b>	<b>1,553,342</b>	<b>1,445,373</b>
<b>Department Net Local</b>	<b><u>1,984,537</u></b>	<b><u>2,261,403</u></b>	<b><u>2,358,420</u></b>	<b><u>2,137,232</u></b>

# Social Services Department

## 6141 - FUEL CRISIS ASSIST. STATE

	2013 Actual	2014 Actual	2015 Modified	2016 Adopted
<b>Expenditures</b>				
Mandate - Econ Sec	17,734	73,391	20,000	80,000
<b>Total Expenditures</b>	<b>17,734</b>	<b>73,391</b>	<b>20,000</b>	<b>80,000</b>
<b>Revenues</b>				
Federal Aid	-67,902	-20,441	-55,000	-20,000
Local Revenues	77,672	91,558	75,000	100,000
Other Revenues	3,297	2,263	0	0
<b>Total Revenues</b>	<b>13,067</b>	<b>73,380</b>	<b>20,000</b>	<b>80,000</b>
<b>Department Net Local</b>	<b><u>4,667</u></b>	<b><u>11</u></b>	<b><u>0</u></b>	<b><u>0</u></b>

## 6142 - EMERG. AID TO ADULTS

	2013 Actual	2014 Actual	2015 Modified	2016 Adopted
<b>Expenditures</b>				
Mandate - Econ Sec	222,004	199,035	235,549	155,874
<b>Total Expenditures</b>	<b>222,004</b>	<b>199,035</b>	<b>235,549</b>	<b>155,874</b>
<b>Revenues</b>				
State Aid	110,392	90,578	106,841	74,928
Local Revenues	377	18,500	21,868	6,018
Other Revenues	1,307	1,263	0	0
<b>Total Revenues</b>	<b>112,076</b>	<b>110,341</b>	<b>128,709</b>	<b>80,946</b>
<b>Department Net Local</b>	<b><u>109,928</u></b>	<b><u>88,694</u></b>	<b><u>106,840</u></b>	<b><u>74,928</u></b>

# Solid Waste Management Division

## Consolidated Departmental Budget

	2013 Actual	2014 Actual	2015 Modified	2016 Adopted
<b>Expenditures</b>				
Salary and Wages	703,043	703,921	768,940	706,494
Overtime	228	752	1,500	1,500
Premium Pay	5,042	24,005	3,350	3,350
Fringe Benefits	408,437	305,877	437,189	384,836
Automotive Equipment	0	0	1,800	28,000
Other Capital Equip	38,995	330,846	259,868	154,726
Highway Materials	1,086	5,469	1,560	4,850
Vehicle Fuel and Maint	4,972	5,658	4,193	3,854
Other Supplies	120,757	102,981	158,794	92,104
Travel Training	12,588	7,827	12,150	10,950
Professional Services	3,188,328	3,189,909	3,768,828	3,424,251
All Other Contr. Svcs	88,047	87,060	68,188	16,244
Program Expense	32,803	40,570	41,450	40,695
Maintenance	19,328	24,298	56,975	48,150
Utilities	25,066	27,441	27,330	32,230
Rent	35,008	35,008	35,008	35,008
Other	61,185	59,170	71,767	180,092
Other Finance	924,137	902,807	140,854	205,415
<b>Total Expenditures</b>	<b>5,669,050</b>	<b>5,853,599</b>	<b>5,859,744</b>	<b>5,372,749</b>
<b>Revenues</b>				
State Aid	79,233	36,193	278,908	39,000
Local Revenues	0	0	0	121,475
Other Revenues	5,433,308	5,386,679	5,560,836	5,212,274
Interfund Transf & Rev	0	0	20,000	0
<b>Total Revenues</b>	<b>5,512,541</b>	<b>5,422,872</b>	<b>5,859,744</b>	<b>5,372,749</b>
<b>Department Net Local</b>	<b><u>156,509</u></b>	<b><u>430,727</u></b>	<b><u>0</u></b>	<b><u>0</u></b>



# Solid Waste Management Division

## Full-Time Equivalents

	<u>2012</u> <u>Budget</u>	<u>2013</u> <u>Budget</u>	<u>2014</u> <u>Budget</u>	<u>2015</u> <u>Budget</u>	<u>2016</u> <u>Adopted</u>	<u>Difference</u>
Administrative Assistant	1.00	0.00	0.00	0.00	0.00	0.00
Assistant Recycling Specialist	2.00	3.00	3.00	3.00	3.00	0.00
Assistant Solid Waste Manager	1.00	1.00	1.00	1.00	1.00	0.00
Communication & Administrative Coordin	0.00	1.00	1.00	1.00	1.00	0.00
Communications Specialist	1.00	0.00	0.00	1.00	1.00	0.00
Fiscal Coordinator	0.00	0.00	0.00	1.00	0.00	-1.00
Principal Account Clerk/Typist	1.00	1.00	1.00	1.00	1.00	0.00
Recycling Manager	1.00	1.00	1.00	0.00	0.00	0.00
Secretary	1.00	1.00	1.00	1.00	1.00	0.00
Senior Account Clerk/Typist	1.00	1.00	1.00	1.00	1.00	0.00
Senior Typist	1.00	1.00	1.00	1.00	1.00	0.00
Senior Weigh Scale Operator	1.00	1.00	1.00	1.00	1.00	0.00
Solid Waste Assistant	0.00	0.00	0.00	0.00	0.00	0.00
Solid Waste Enforcement Officer	1.00	1.00	1.00	1.00	1.00	0.00
Solid Waste Manager	1.00	1.00	1.00	1.00	1.00	0.00
Waste Reduction & Recycling Specialist	1.00	1.00	1.00	1.00	1.00	0.00
Weigh Scale Operator	0.50	1.00	1.00	1.00	1.00	0.00
	<b><u>14.50</u></b>	<b><u>15.00</u></b>	<b><u>15.00</u></b>	<b><u>16.00</u></b>	<b><u>15.00</u></b>	<b><u>-1.00</u></b>

# Solid Waste Management Division

## 8160 - SOLID WASTE DISPOSAL

	2013 Actual	2014 Actual	2015 Modified	2016 Adopted
<b>Expenditures</b>				
Salary and Wages	105,876	118,426	252,966	207,565
Overtime	116	469	1,500	1,500
Premium Pay	1,298	11,349	900	2,850
Fringe Benefits	0	0	144,282	114,646
Other Capital Equip	0	0	350	750
Highway Materials	291	1,160	1,060	1,850
Vehicle Fuel and Maint	1,554	2,333	571	545
Other Supplies	2,710	4,093	4,350	4,850
Professional Services	991,163	937,683	1,111,532	991,568
All Other Contr. Svcs	5,340	4,186	8,750	9,500
Program Expense	32,700	39,360	39,500	38,670
Maintenance	12,066	12,735	44,500	40,650
Other	15,453	15,027	21,410	48,735
Other Finance	227,002	271,795	57,927	117,491
<b>Total Expenditures</b>	<b>1,395,569</b>	<b>1,418,616</b>	<b>1,689,598</b>	<b>1,581,170</b>
<b>Revenues</b>				
Other Revenues	1,671,933	1,639,717	1,691,098	1,578,700
<b>Total Revenues</b>	<b>1,671,933</b>	<b>1,639,717</b>	<b>1,691,098</b>	<b>1,578,700</b>
<b>Department Net Local</b>	<b><u><u>-276,364</u></u></b>	<b><u><u>-221,101</u></u></b>	<b><u><u>-1,500</u></u></b>	<b><u><u>2,470</u></u></b>

# Solid Waste Management Division

8163 - RECYCLING

	2013 Actual	2014 Actual	2015 Modified	2016 Adopted
<b>Expenditures</b>				
Salary and Wages	260,201	255,499	227,096	229,488
Premium Pay	488	5,315	0	0
Fringe Benefits	4,283	4,764	128,309	124,153
Other Capital Equip	23,117	278,387	216,043	119,680
Vehicle Fuel and Maint	1,508	1,233	1,481	1,329
Other Supplies	98,912	89,918	131,676	63,839
Travel Training	9,313	6,006	8,800	8,500
Professional Services	828,648	846,806	1,053,666	928,770
All Other Contr. Svcs	0	0	0	500
Other	13,451	26,504	28,345	12,553
Other Finance	325,178	271,796	57,927	57,869
<b>Total Expenditures</b>	<b>1,565,099</b>	<b>1,786,228</b>	<b>1,853,343</b>	<b>1,546,681</b>
<b>Revenues</b>				
State Aid	0	0	161,052	0
Local Revenues	0	0	0	121,475
Other Revenues	1,148,428	1,182,524	1,613,400	1,427,676
Interfund Transf & Rev	0	0	20,000	0
<b>Total Revenues</b>	<b>1,148,428</b>	<b>1,182,524</b>	<b>1,794,452</b>	<b>1,549,151</b>
<b>Department Net Local</b>	<b><u>416,671</u></b>	<b><u>603,704</u></b>	<b><u>58,891</u></b>	<b><u>-2,470</u></b>

# Solid Waste Management Division

8164 - SOLID WASTE RECY. & COLL.

	2013 Actual	2014 Actual	2015 Modified	2016 Adopted
<b>Expenditures</b>				
Salary and Wages	20,763	29,860	34,144	45,131
Fringe Benefits	0	0	19,291	24,416
Other Capital Equip	0	43,374	27,575	23,741
Other Supplies	14,617	1,208	8,690	9,125
Professional Services	990,763	1,049,336	1,200,183	1,121,870
Other	20,956	8,500	9,900	10,200
<b>Total Expenditures</b>	<b>1,047,099</b>	<b>1,132,278</b>	<b>1,299,783</b>	<b>1,234,483</b>
<b>Revenues</b>				
State Aid	0	0	33,164	0
Other Revenues	1,082,626	1,139,710	1,266,619	1,234,483
<b>Total Revenues</b>	<b>1,082,626</b>	<b>1,139,710</b>	<b>1,299,783</b>	<b>1,234,483</b>
<b>Department Net Local</b>	<b><u><u>-35,527</u></u></b>	<b><u><u>-7,432</u></u></b>	<b><u><u>0</u></u></b>	<b><u><u>0</u></u></b>

# Solid Waste Management Division

## 8165 - SOLID WASTE REDUCTION

	2013 Actual	2014 Actual	2015 Modified	2016 Adopted
<b>Expenditures</b>				
Salary and Wages	74,975	87,215	40,221	33,681
Premium Pay	138	1,604	0	0
Fringe Benefits	0	0	22,725	18,221
Other Capital Equip	5,251	5,234	6,850	5,825
Vehicle Fuel and Maint	377	366	432	382
Other Supplies	565	4,640	8,518	8,820
Travel Training	1,250	0	900	1,100
Professional Services	184,750	184,838	187,268	195,755
Other	3,776	896	4,570	2,275
<b>Total Expenditures</b>	<b>271,082</b>	<b>284,793</b>	<b>271,484</b>	<b>266,059</b>
<b>Revenues</b>				
State Aid	0	0	52,992	0
Other Revenues	500,381	284,080	218,492	266,059
<b>Total Revenues</b>	<b>500,381</b>	<b>284,080</b>	<b>271,484</b>	<b>266,059</b>
<b>Department Net Local</b>	<b><u><u>-229,299</u></u></b>	<b><u><u>713</u></u></b>	<b><u><u>0</u></u></b>	<b><u><u>0</u></u></b>

# Solid Waste Management Division

## 8166 - OLD LANDFILLS & FACILITIES

	2013 Actual	2014 Actual	2015 Modified	2016 Adopted
<b>Expenditures</b>				
Salary and Wages	58,514	38,711	32,887	33,387
Premium Pay	512	1,728	500	0
Fringe Benefits	0	0	18,863	18,062
Automotive Equipment	0	0	1,800	28,000
Other Capital Equip	0	0	5,800	0
Highway Materials	795	4,309	500	3,000
Vehicle Fuel and Maint	593	896	840	830
Travel Training	0	0	250	250
Professional Services	111,144	83,830	125,979	82,818
Utilities	220	220	1,500	350
Other	675	0	700	0
Other Finance	335,149	330,642	25,000	30,055
<b>Total Expenditures</b>	<b>507,602</b>	<b>460,336</b>	<b>214,619</b>	<b>196,752</b>
<b>Revenues</b>				
Other Revenues	512,437	537,632	239,719	196,752
<b>Total Revenues</b>	<b>512,437</b>	<b>537,632</b>	<b>239,719</b>	<b>196,752</b>
<b>Department Net Local</b>	<b><u><u>-4,835</u></u></b>	<b><u><u>-77,296</u></u></b>	<b><u><u>-25,100</u></u></b>	<b><u><u>0</u></u></b>

# Solid Waste Management Division

8168 - SOLID WASTE ADMIN

	2013 Actual	2014 Actual	2015 Modified	2016 Adopted
<b>Expenditures</b>				
Salary and Wages	172,274	153,705	168,698	144,314
Overtime	112	279	0	0
Premium Pay	2,481	3,759	1,950	500
Fringe Benefits	0	0	96,415	78,344
Other Capital Equip	10,627	3,851	3,250	4,730
Vehicle Fuel and Maint	940	819	869	768
Other Supplies	3,152	2,798	4,300	4,710
Travel Training	606	345	500	500
Professional Services	0	0	0	750
All Other Contr. Svcs	82,331	82,143	56,836	3,897
Program Expense	103	1,210	1,950	2,025
Maintenance	6,484	11,100	10,475	5,000
Utilities	20,807	22,002	21,530	26,430
Rent	34,588	34,588	34,588	34,588
Other	6,699	8,053	6,642	102,579
Other Finance	36,808	28,574	0	0
<b>Total Expenditures</b>	<b>378,012</b>	<b>353,226</b>	<b>408,003</b>	<b>409,135</b>
<b>Revenues</b>				
Other Revenues	512,655	503,410	440,294	409,135
<b>Total Revenues</b>	<b>512,655</b>	<b>503,410</b>	<b>440,294</b>	<b>409,135</b>
<b>Department Net Local</b>	<b><u><u>-134,643</u></u></b>	<b><u><u>-150,184</u></u></b>	<b><u><u>-32,291</u></u></b>	<b><u><u>0</u></u></b>

# Solid Waste Management Division

## 8169 - HOUSEHOLD HAZARDOUS WASTE

	2013 Actual	2014 Actual	2015 Modified	2016 Adopted
<b>Expenditures</b>				
Salary and Wages	10,440	20,505	12,928	12,928
Overtime	0	4	0	0
Premium Pay	125	250	0	0
Fringe Benefits	0	0	7,304	6,994
Vehicle Fuel and Maint	0	11	0	0
Other Supplies	801	324	1,260	760
Travel Training	1,419	1,476	1,700	600
Professional Services	81,860	87,416	90,200	102,720
All Other Contr. Svcs	376	731	2,602	2,347
Maintenance	778	463	2,000	2,500
Utilities	4,039	5,219	4,300	5,450
Rent	420	420	420	420
Other	175	190	200	3,750
<b>Total Expenditures</b>	<b>100,433</b>	<b>117,009</b>	<b>122,914</b>	<b>138,469</b>
<b>Revenues</b>				
State Aid	79,233	36,193	31,700	39,000
Other Revenues	4,848	99,606	91,214	99,469
<b>Total Revenues</b>	<b>84,081</b>	<b>135,799</b>	<b>122,914</b>	<b>138,469</b>
<b>Department Net Local</b>	<b><u>16,352</u></b>	<b><u>-18,790</u></b>	<b><u>0</u></b>	<b><u>0</u></b>

## 9102 - SOLID WASTE FRING

	2013 Actual	2014 Actual	2015 Modified	2016 Adopted
<b>Expenditures</b>				
Fringe Benefits	404,154	301,113	0	0
<b>Total Expenditures</b>	<b>404,154</b>	<b>301,113</b>	<b>0</b>	<b>0</b>
<b>Department Net Local</b>	<b><u>404,154</u></b>	<b><u>301,113</u></b>	<b><u>0</u></b>	<b><u>0</u></b>



# Tourism Promotion & Community Arts Partnership

## Consolidated Departmental Budget

	2013 Actual	2014 Actual	2015 Modified	2016 Adopted
<b>Expenditures</b>				
Salary and Wages	47,785	48,582	48,576	0
Fringe Benefits	25,372	27,643	27,445	0
All Other Contr. Svcs	76,968	29	0	0
Program Expense	76,239	71,850	72,549	74,494
Other	1,942,079	1,806,503	1,954,077	1,967,580
<b>Total Expenditures</b>	<b>2,168,443</b>	<b>1,954,607</b>	<b>2,102,647</b>	<b>2,042,074</b>
<b>Revenues</b>				
Local Revenues	2,034,104	1,907,890	2,102,647	2,042,074
Other Revenues	4,451	0	0	0
<b>Total Revenues</b>	<b>2,038,555</b>	<b>1,907,890</b>	<b>2,102,647</b>	<b>2,042,074</b>
<b>Department Net Local</b>	<b><u>129,888</u></b>	<b><u>46,717</u></b>	<b><u>0</u></b>	<b><u>0</u></b>

# Tourism Promotion & Community Arts Partnership

## 6475 - ROOM TAX

	2013 Actual	2014 Actual	2015 Modified	2016 Adopted
<b>Expenditures</b>				
Salary and Wages	47,785	48,582	48,576	0
Fringe Benefits	25,372	27,643	27,445	0
All Other Contr. Svcs	76,968	29	0	0
Program Expense	76,239	71,850	72,549	74,494
Other	1,942,079	1,806,503	1,954,077	1,967,580
<b>Total Expenditures</b>	<b>2,168,443</b>	<b>1,954,607</b>	<b>2,102,647</b>	<b>2,042,074</b>
<b>Revenues</b>				
Local Revenues	2,034,104	1,907,890	2,102,647	2,042,074
Other Revenues	4,451	0	0	0
<b>Total Revenues</b>	<b>2,038,555</b>	<b>1,907,890</b>	<b>2,102,647</b>	<b>2,042,074</b>
<b>Department Net Local</b>	<b><u>129,888</u></b>	<b><u>46,717</u></b>	<b><u>0</u></b>	<b><u>0</u></b>

# Transportation Planning

## Consolidated Departmental Budget

	2013 Actual	2014 Actual	2015 Modified	2016 Adopted
<b>Expenditures</b>				
Salary and Wages	65,853	67,680	67,402	67,402
Premium Pay	550	550	0	0
Fringe Benefits	35,257	38,823	38,082	36,464
Other Capital Equip	298	151	650	650
Other Supplies	797	134	4,100	1,600
Travel Training	2,058	4,458	4,000	4,000
All Other Contr. Svcs	251,392	242,750	610,031	685,301
Program Expense	3,032	1,033	20,363	8,750
Other	77,317	1,059	5,225	5,200
<b>Total Expenditures</b>	<b>436,554</b>	<b>356,638</b>	<b>749,853</b>	<b>809,367</b>
<b>Revenues</b>				
Federal Aid	434,525	237,427	584,000	644,559
State Aid	0	10,587	65,700	63,520
Local Revenues	31	0	0	0
Other Revenues	0	7	0	0
<b>Total Revenues</b>	<b>434,556</b>	<b>248,021</b>	<b>649,700</b>	<b>708,079</b>
<b>Department Net Local</b>	<b><u>1,998</u></b>	<b><u>108,617</u></b>	<b><u>100,153</u></b>	<b><u>101,288</u></b>

# Transportation Planning

## Full-Time Equivalents

	<u>2012</u> <u>Budget</u>	<u>2013</u> <u>Budget</u>	<u>2014</u> <u>Budget</u>	<u>2015</u> <u>Budget</u>	<u>2016</u> <u>Adopted</u>	<u>Difference</u>
Chief Transportation Planner	1.00	1.00	1.00	1.00	1.00	0.00
	<b><u>1.00</u></b>	<b><u>1.00</u></b>	<b><u>1.00</u></b>	<b><u>1.00</u></b>	<b><u>1.00</u></b>	<b><u>0.00</u></b>

# Transportation Planning

## 5631 - TRANSPORTATION PLANNER

	2013 Actual	2014 Actual	2015 Modified	2016 Adopted
<b>Expenditures</b>				
Salary and Wages	65,853	67,680	67,402	67,402
Premium Pay	550	550	0	0
Fringe Benefits	35,257	38,823	38,082	36,464
Other Capital Equip	298	151	650	650
Other Supplies	797	134	4,100	1,600
Travel Training	2,058	4,458	4,000	4,000
All Other Contr. Svcs	251,392	242,750	610,031	685,301
Program Expense	3,032	1,033	20,363	8,750
Other	77,317	1,059	5,225	5,200
<b>Total Expenditures</b>	<b>436,554</b>	<b>356,638</b>	<b>749,853</b>	<b>809,367</b>
<b>Revenues</b>				
Federal Aid	434,525	237,427	584,000	644,559
State Aid	0	10,587	65,700	63,520
Local Revenues	31	0	0	0
Other Revenues	0	7	0	0
<b>Total Revenues</b>	<b>434,556</b>	<b>248,021</b>	<b>649,700</b>	<b>708,079</b>
<b>Department Net Local</b>	<b><u>1,998</u></b>	<b><u>108,617</u></b>	<b><u>100,153</u></b>	<b><u>101,288</u></b>

# Unallocated Revenues

## Consolidated Departmental Budget

	2013 Actual	2014 Actual	2015 Modified	2016 Adopted
<b>Expenditures</b>				
<b>Total Expenditures</b>	<b>0</b>	<b>0</b>	<b>0</b>	<b>0</b>
<b>Revenues</b>				
State Aid	125,373	93,788	125,500	97,000
Local Revenues	78,180,334	81,400,839	81,693,319	36,056,293
Other Revenues	985,926	1,228,157	973,550	989,370
Interfund Transf & Rev	125,992	125,992	0	0
<b>Total Revenues</b>	<b>79,417,625</b>	<b>82,848,776</b>	<b>82,792,369</b>	<b>37,142,663</b>
<b>Department Net Local</b>	<b><u><u>-79,417,625</u></u></b>	<b><u><u>-82,848,776</u></u></b>	<b><u><u>-82,792,369</u></u></b>	<b><u><u>-37,142,663</u></u></b>

# Unallocated Revenues

## 9999 - UNALLOCATED REVENUE

	<b>2013 Actual</b>	<b>2014 Actual</b>	<b>2015 Modified</b>	<b>2016 Adopted</b>
<b>Revenues</b>				
State Aid	125,373	93,788	125,500	97,000
Local Revenues	78,180,334	81,400,839	81,693,319	36,056,293
Other Revenues	985,926	1,228,157	973,550	989,370
Interfund Transf & Rev	125,992	125,992	0	0
<b>Total Revenues</b>	<b>79,417,625</b>	<b>82,848,776</b>	<b>82,792,369</b>	<b>37,142,663</b>
<b>Department Net Local</b>	<b><u><u>-79,417,625</u></u></b>	<b><u><u>-82,848,776</u></u></b>	<b><u><u>-82,792,369</u></u></b>	<b><u><u>-37,142,663</u></u></b>

# Weights and Measures

## Consolidated Departmental Budget

	2013 Actual	2014 Actual	2015 Modified	2016 Adopted
<b>Expenditures</b>				
Salary and Wages	50,843	51,866	51,714	51,714
Premium Pay	450	450	450	500
Fringe Benefits	27,235	29,768	29,473	28,248
Other Capital Equip	0	1,315	0	0
Vehicle Fuel and Maint	1,288	1,368	2,200	2,111
Other Supplies	200	147	325	300
Travel Training	493	259	550	550
All Other Contr. Svcs	150	150	150	150
Program Expense	671	553	700	700
Utilities	711	747	1,000	1,000
Other	103	102	125	125
<b>Total Expenditures</b>	<b>82,144</b>	<b>86,725</b>	<b>86,687</b>	<b>85,398</b>
<b>Revenues</b>				
Local Revenues	24,052	24,764	22,637	22,600
<b>Total Revenues</b>	<b>24,052</b>	<b>24,764</b>	<b>22,637</b>	<b>22,600</b>
<b>Department Net Local</b>	<b><u>58,092</u></b>	<b><u>61,961</u></b>	<b><u>64,050</u></b>	<b><u>62,798</u></b>



# Weights and Measures

## Full-Time Equivalents

	<u>2012</u> <u>Budget</u>	<u>2013</u> <u>Budget</u>	<u>2014</u> <u>Budget</u>	<u>2015</u> <u>Budget</u>	<u>2016</u> <u>Adopted</u>	<u>Difference</u>
Director	1.00	1.00	1.00	1.00	1.00	0.00
	<b><u>1.00</u></b>	<b><u>1.00</u></b>	<b><u>1.00</u></b>	<b><u>1.00</u></b>	<b><u>1.00</u></b>	<b><u>0.00</u></b>

# Weights and Measures

## 3630 - WEIGHTS & MEASURES

	2013 Actual	2014 Actual	2015 Modified	2016 Adopted
<b>Expenditures</b>				
Salary and Wages	50,843	51,866	51,714	51,714
Premium Pay	450	450	450	500
Fringe Benefits	27,235	29,768	29,473	28,248
Other Capital Equip	0	1,315	0	0
Vehicle Fuel and Maint	1,288	1,368	2,200	2,111
Other Supplies	200	147	325	300
Travel Training	493	259	550	550
All Other Contr. Svcs	150	150	150	150
Program Expense	671	553	700	700
Utilities	711	747	1,000	1,000
Other	103	102	125	125
<b>Total Expenditures</b>	<b>82,144</b>	<b>86,725</b>	<b>86,687</b>	<b>85,398</b>
<b>Revenues</b>				
Local Revenues	24,052	24,764	22,637	22,600
<b>Total Revenues</b>	<b>24,052</b>	<b>24,764</b>	<b>22,637</b>	<b>22,600</b>
<b>Department Net Local</b>	<b><u>58,092</u></b>	<b><u>61,961</u></b>	<b><u>64,050</u></b>	<b><u>62,798</u></b>

# Workforce Development Board

## Consolidated Departmental Budget

	2013 Actual	2014 Actual	2015 Modified	2016 Adopted
<b>Expenditures</b>				
Salary and Wages	109,549	111,096	111,083	111,081
Premium Pay	425	1,585	900	1,050
Fringe Benefits	0	0	63,270	60,663
Other Capital Equip	2,668	0	0	0
Other Supplies	1,135	1,345	1,350	1,050
Travel Training	6,073	3,381	6,500	6,500
Professional Services	0	125	0	0
All Other Contr. Svcs	396,269	209,998	212,420	299,870
Program Expense	6,330	4,539	4,500	4,500
Utilities	2,163	2,842	2,300	2,250
Rent	10,959	12,305	12,594	12,972
Other	3,042	2,306	6,150	4,980
<b>Total Expenditures</b>	<b>538,613</b>	<b>349,522</b>	<b>421,067</b>	<b>504,916</b>
<b>Revenues</b>				
Federal Aid	547,764	331,640	349,062	360,827
Other Revenues	3,724	16,298	2,895	75,420
Interfund Transf & Rev	70,281	70,256	69,110	68,669
<b>Total Revenues</b>	<b>621,769</b>	<b>418,194</b>	<b>421,067</b>	<b>504,916</b>
<b>Department Net Local</b>	<b><u><u>-83,156</u></u></b>	<b><u><u>-68,672</u></u></b>	<b><u><u>0</u></u></b>	<b><u><u>0</u></u></b>

# Workforce Development Board

## Full-Time Equivalents

	<u>2012 Budget</u>	<u>2013 Budget</u>	<u>2014 Budget</u>	<u>2015 Budget</u>	<u>2016 Adopted</u>	<u>Difference</u>
Administrative Coordinator	0.85	0.85	0.85	0.85	0.85	0.00
Director	1.00	1.00	1.00	1.00	1.00	0.00
	<u>1.85</u>	<u>1.85</u>	<u>1.85</u>	<u>1.85</u>	<u>1.85</u>	<u>0.00</u>

# Workforce Development Board

## 6290 - EMPLOYMENT & TRAINING

	2013 Actual	2014 Actual	2015 Modified	2016 Adopted
<b>Expenditures</b>				
Salary and Wages	109,549	111,096	111,083	111,081
Premium Pay	425	1,585	900	1,050
Fringe Benefits	0	0	63,270	60,663
Other Capital Equip	2,668	0	0	0
Other Supplies	1,135	1,345	1,350	1,050
Travel Training	6,073	3,381	6,500	6,500
Professional Services	0	125	0	0
All Other Contr. Svcs	396,269	209,998	212,420	299,870
Program Expense	6,330	4,539	4,500	4,500
Utilities	2,163	2,842	2,300	2,250
Rent	10,959	12,305	12,594	12,972
Other	3,042	2,306	6,150	4,980
<b>Total Expenditures</b>	<b>538,613</b>	<b>349,522</b>	<b>421,067</b>	<b>504,916</b>
<b>Revenues</b>				
Federal Aid	547,764	331,640	349,062	360,827
Other Revenues	3,724	16,298	2,895	75,420
Interfund Transf & Rev	70,281	70,256	69,110	68,669
<b>Total Revenues</b>	<b>621,769</b>	<b>418,194</b>	<b>421,067</b>	<b>504,916</b>
<b>Department Net Local</b>	<b><u><u>-83,156</u></u></b>	<b><u><u>-68,672</u></u></b>	<b><u><u>0</u></u></b>	<b><u><u>0</u></u></b>

# Tompkins Workforce NY Career Center

## Consolidated Departmental Budget

	2013 Actual	2014 Actual	2015 Modified	2016 Adopted
<b>Expenditures</b>				
Salary and Wages	512,448	426,642	444,499	475,639
Premium Pay	5,124	1,509	1,325	1,725
Fringe Benefits	255,889	179,791	178,407	174,901
Other Capital Equip	477	9,414	0	1,000
Other Supplies	2,693	5,276	9,400	1,800
Travel Training	1,638	2,210	3,000	3,000
All Other Contr. Svcs	2,187	1,347	2,358	2,358
Program Expense	181,047	202,519	258,225	237,557
Utilities	2,528	7,969	7,800	8,100
Rent	19,552	19,052	18,186	18,186
Other	3,829	6,632	3,970	3,276
<b>Total Expenditures</b>	<b>987,412</b>	<b>862,361</b>	<b>927,170</b>	<b>927,542</b>
<b>Revenues</b>				
Federal Aid	856,775	761,003	847,493	844,878
Other Revenues	27,014	28,811	26,055	29,441
Interfund Transf & Rev	67,572	55,315	53,622	53,223
<b>Total Revenues</b>	<b>951,361</b>	<b>845,129</b>	<b>927,170</b>	<b>927,542</b>
<b>Department Net Local</b>	<b>36,051</b>	<b>17,232</b>	<b>0</b>	<b>0</b>

# Tompkins Workforce NY Career Center

## Full-Time Equivalents

	<u>2012 Budget</u>	<u>2013 Budget</u>	<u>2014 Budget</u>	<u>2015 Budget</u>	<u>2016 Adopted</u>	<u>Difference</u>
Administrative Coordinator	0.15	0.15	0.15	0.15	0.15	0.00
Employment and Training Clerk	1.00	1.00	1.00	1.00	1.00	0.00
Employment and Training Director	1.00	1.00	1.00	1.00	1.00	0.00
Workforce Development Coordinator	1.00	1.00	1.00	1.00	1.00	0.00
Workforce Development Specialist	1.00	1.00	1.00	1.00	1.00	0.00
Workforce Transition Specialist	2.00	2.00	2.00	2.00	2.00	0.00
	<u>6.15</u>	<u>6.15</u>	<u>6.15</u>	<u>6.15</u>	<u>6.15</u>	<u>0.00</u>

# Tompkins Workforce NY Career Center

## 6292 - EMPLOYMENT & TRAINING

	2013 Actual	2014 Actual	2015 Modified	2016 Adopted
<b>Expenditures</b>				
Salary and Wages	512,448	426,642	444,499	475,639
Premium Pay	5,124	1,509	1,325	1,725
Fringe Benefits	0	0	178,407	174,901
Other Capital Equip	477	9,414	0	1,000
Other Supplies	2,693	5,276	9,400	1,800
Travel Training	1,638	2,210	3,000	3,000
All Other Contr. Svcs	2,187	1,347	2,358	2,358
Program Expense	181,047	202,519	258,225	237,557
Utilities	2,528	7,969	7,800	8,100
Rent	19,552	19,052	18,186	18,186
Other	3,829	6,632	3,970	3,276
<b>Total Expenditures</b>	<b>731,523</b>	<b>682,570</b>	<b>927,170</b>	<b>927,542</b>
<b>Revenues</b>				
Federal Aid	856,775	761,003	847,493	844,878
Other Revenues	27,014	28,811	26,055	29,441
Interfund Transf & Rev	67,572	55,315	53,622	53,223
<b>Total Revenues</b>	<b>951,361</b>	<b>845,129</b>	<b>927,170</b>	<b>927,542</b>
<b>Department Net Local</b>	<b><u><u>-219,838</u></u></b>	<b><u><u>-162,559</u></u></b>	<b><u><u>0</u></u></b>	<b><u><u>0</u></u></b>

## 9106 - CD FRINGE

	2013 Actual	2014 Actual	2015 Modified	2016 Adopted
<b>Expenditures</b>				
Fringe Benefits	255,889	179,791	0	0
<b>Total Expenditures</b>	<b>255,889</b>	<b>179,791</b>	<b>0</b>	<b>0</b>
<b>Department Net Local</b>	<b><u><u>255,889</u></u></b>	<b><u><u>179,791</u></u></b>	<b><u><u>0</u></u></b>	<b><u><u>0</u></u></b>



# Youth Services Department

## Consolidated Departmental Budget

	2013 Actual	2014 Actual	2015 Modified	2016 Adopted
<b>Expenditures</b>				
Salary and Wages	297,964	293,628	280,850	305,989
Premium Pay	1,757	8,716	1,500	1,500
Fringe Benefits	159,141	172,034	159,528	166,352
Other Capital Equip	8,669	0	0	0
Other Supplies	6,629	8,242	6,760	5,503
Travel Training	8,247	7,661	4,300	2,700
Professional Services	42,901	55,173	60,764	27,067
All Other Contr. Svcs	880	880	880	980
Program Expense	638,735	758,380	723,545	772,139
Utilities	585	626	700	700
Other	13,062	23,749	11,763	16,120
Other Finance	193,629	193,629	197,788	205,557
<b>Total Expenditures</b>	<b>1,372,199</b>	<b>1,522,718</b>	<b>1,448,378</b>	<b>1,504,607</b>
<b>Revenues</b>				
Federal Aid	192,509	235,582	48,258	48,258
State Aid	128,257	162,203	150,196	134,196
Local Revenues	193,629	193,629	197,788	205,557
Other Revenues	24,382	22,712	26,189	51,903
Applied Rollover (Rev.)	0	0	0	15,300
<b>Total Revenues</b>	<b>538,777</b>	<b>614,126</b>	<b>422,431</b>	<b>455,214</b>
<b>Department Net Local</b>	<b>833,422</b>	<b>908,592</b>	<b>1,025,947</b>	<b>1,049,393</b>

# Youth Service Department

## Full-Time Equivalents

	<u>2012</u> <u>Budget</u>	<u>2013</u> <u>Budget</u>	<u>2014</u> <u>Budget</u>	<u>2015</u> <u>Budget</u>	<u>2016</u> <u>Adopted</u>	<u>Difference</u>
Administrative Assistant	1.00	1.00	1.00	1.00	1.00	0.00
Coordinator of Community Youth Services	2.00	1.25	1.00	1.00	1.00	0.00
Director	1.00	1.00	1.00	1.00	1.00	0.00
Planner	1.00	1.00	1.00	1.00	1.00	0.00
Program Management Specialist	0.50	1.00	2.00	1.50	2.00	0.50
	<u>5.50</u>	<u>5.25</u>	<u>6.00</u>	<u>5.50</u>	<u>6.00</u>	<u>0.50</u>

# Youth Services Department

7020 - YOUTH BUREAU

	2013 Actual	2014 Actual	2015 Modified	2016 Adopted
<b>Expenditures</b>				
Salary and Wages	297,964	293,628	280,850	305,989
Premium Pay	1,757	8,716	1,500	1,500
Fringe Benefits	159,141	172,034	159,528	166,352
Other Capital Equip	8,669	0	0	0
Other Supplies	6,629	8,242	6,760	5,503
Travel Training	8,247	7,661	4,300	2,700
Professional Services	42,901	55,173	60,764	27,067
All Other Contr. Svcs	880	880	880	980
Program Expense	4,805	6,990	8,170	2,539
Utilities	585	626	700	700
Other	13,062	23,749	11,763	16,120
<b>Total Expenditures</b>	<b>544,640</b>	<b>577,699</b>	<b>535,215</b>	<b>529,450</b>
<b>Revenues</b>				
Federal Aid	192,509	235,582	48,258	48,258
State Aid	21,682	21,563	56,563	12,562
Other Revenues	24,382	22,712	26,189	51,903
Applied Rollover (Rev.)	0	0	0	15,300
<b>Total Revenues</b>	<b>238,573</b>	<b>279,857</b>	<b>131,010</b>	<b>128,023</b>
<b>Department Net Local</b>	<b><u>306,067</u></b>	<b><u>297,842</u></b>	<b><u>404,205</u></b>	<b><u>401,427</u></b>

# Youth Services Department

## 7022 - YOUTH PROGRAMS

	2013 Actual	2014 Actual	2015 Modified	2016 Adopted
<b>Expenditures</b>				
Program Expense	408,547	454,833	504,268	493,493
Other Finance	193,629	193,629	197,788	205,557
<b>Total Expenditures</b>	<b>602,176</b>	<b>648,462</b>	<b>702,056</b>	<b>699,050</b>
<b>Revenues</b>				
State Aid	85,263	119,328	93,633	121,634
Local Revenues	193,629	193,629	197,788	205,557
<b>Total Revenues</b>	<b>278,892</b>	<b>312,957</b>	<b>291,421</b>	<b>327,191</b>
<b>Department Net Local</b>	<b><u>323,284</u></b>	<b><u>335,505</u></b>	<b><u>410,635</u></b>	<b><u>371,859</u></b>

## 7023 - YOUTH PROGRAMS SDPP

	2013 Actual	2014 Actual	2015 Modified	2016 Adopted
<b>Expenditures</b>				
Program Expense	49,344	56,802	0	0
<b>Total Expenditures</b>	<b>49,344</b>	<b>56,802</b>	<b>0</b>	<b>0</b>
<b>Revenues</b>				
State Aid	21,312	21,312	0	0
<b>Total Revenues</b>	<b>21,312</b>	<b>21,312</b>	<b>0</b>	<b>0</b>
<b>Department Net Local</b>	<b><u>28,032</u></b>	<b><u>35,490</u></b>	<b><u>0</u></b>	<b><u>0</u></b>

# Youth Services Department

## 7026 - MUNICIPAL YOUTH SERVICES

	<b>2013 Actual</b>	<b>2014 Actual</b>	<b>2015 Modified</b>	<b>2016 Adopted</b>
<b>Expenditures</b>				
Program Expense	176,039	239,755	211,107	276,107
<b>Total Expenditures</b>	<b>176,039</b>	<b>239,755</b>	<b>211,107</b>	<b>276,107</b>
<b>Department Net Local</b>	<b><u>176,039</u></b>	<b><u>239,755</u></b>	<b><u>211,107</u></b>	<b><u>276,107</u></b>

# Youth Services Department - Recreation Partnership

## Consolidated Departmental Budget

	2013 Actual	2014 Actual	2015 Modified	2016 Adopted
<b>Expenditures</b>				
Program Expense	241,720	245,332	252,685	261,024
<b>Total Expenditures</b>	<b>241,720</b>	<b>245,332</b>	<b>252,685</b>	<b>261,024</b>
<b>Revenues</b>				
Other Revenues	181,290	183,999	189,513	195,768
<b>Total Revenues</b>	<b>181,290</b>	<b>183,999</b>	<b>189,513</b>	<b>195,768</b>
<b>Department Net Local</b>	<b>60,430</b>	<b>61,333</b>	<b>63,172</b>	<b>65,256</b>

# Youth Services Department - Recreation Partnership

## 7021 - RECREATION PARTNERSHIP

	2013 Actual	2014 Actual	2015 Modified	2016 Adopted
<b>Expenditures</b>				
Program Expense	241,720	245,332	252,685	261,024
<b>Total Expenditures</b>	<b>241,720</b>	<b>245,332</b>	<b>252,685</b>	<b>261,024</b>
<b>Revenues</b>				
Other Revenues	181,290	183,999	189,513	195,768
<b>Total Revenues</b>	<b>181,290</b>	<b>183,999</b>	<b>189,513</b>	<b>195,768</b>
<b>Department Net Local</b>	<b><u>60,430</u></b>	<b><u>61,333</u></b>	<b><u>63,172</u></b>	<b><u>65,256</u></b>

# Animal Control - SPCA

## Consolidated Departmental Budget

	2013 Actual	2014 Actual	2015 Modified	2016 Adopted
<b>Expenditures</b>				
Program Expense	33,356	33,356	33,683	34,357
<b>Total Expenditures</b>	<b>33,356</b>	<b>33,356</b>	<b>33,683</b>	<b>34,357</b>
<b>Revenues</b>				
<b>Total Revenues</b>	<b>0</b>	<b>0</b>	<b>0</b>	<b>0</b>
<b>Department Net Local</b>	<u><u>33,356</u></u>	<u><u>33,356</u></u>	<u><u>33,683</u></u>	<u><u>34,357</u></u>



# Animal Control - SPCA

## 3520 - ANIMAL CONTROL

	2013 Actual	2014 Actual	2015 Modified	2016 Adopted
<b>Expenditures</b>				
Program Expense	33,356	33,356	33,683	34,357
<b>Total Expenditures</b>	<b>33,356</b>	<b>33,356</b>	<b>33,683</b>	<b>34,357</b>
<b>Department Net Local</b>	<u><u>33,356</u></u>	<u><u>33,356</u></u>	<u><u>33,683</u></u>	<u><u>34,357</u></u>

# Cooperative Extension

## Consolidated Departmental Budget

	2013 Actual	2014 Actual	2015 Modified	2016 Adopted
<b>Expenditures</b>				
Program Expense	653,918	664,507	691,194	702,238
<b>Total Expenditures</b>	<b>653,918</b>	<b>664,507</b>	<b>691,194</b>	<b>702,238</b>
Department Net Local	<u>653,918</u>	<u>664,507</u>	<u>691,194</u>	<u>702,238</u>

# Cooperative Extension

## 2981 - COOPERATIVE EXTENSION

	2013 Actual	2014 Actual	2015 Modified	2016 Adopted
<b>Expenditures</b>				
Program Expense	653,918	664,507	691,194	702,238
<b>Total Expenditures</b>	<b>653,918</b>	<b>664,507</b>	<b>691,194</b>	<b>702,238</b>
<b>Department Net Local</b>	<b><u>653,918</u></b>	<b><u>664,507</u></b>	<b><u>691,194</u></b>	<b><u>702,238</u></b>

# History Center in Tompkins County

## Consolidated Departmental Budget

	2013 Actual	2014 Actual	2015 Modified	2016 Adopted
<b>Expenditures</b>				
Program Expense	99,026	100,511	105,813	132,929
<b>Total Expenditures</b>	<b>99,026</b>	<b>100,511</b>	<b>105,813</b>	<b>132,929</b>
<b>Department Net Local</b>	<u><u>99,026</u></u>	<u><u>100,511</u></u>	<u><u>105,813</u></u>	<u><u>132,929</u></u>

# History Center in Tompkins County

## 7510 - THE HISTORY CENTER

	<b>2013 Actual</b>	<b>2014 Actual</b>	<b>2015 Modified</b>	<b>2016 Adopted</b>
<b>Expenditures</b>				
Program Expense	99,026	100,511	105,813	132,929
<b>Total Expenditures</b>	<b>99,026</b>	<b>100,511</b>	<b>105,813</b>	<b>132,929</b>
<b>Department Net Local</b>	<b><u>99,026</u></b>	<b><u>100,511</u></b>	<b><u>105,813</u></b>	<b><u>132,929</u></b>

# Human Services Coalition of Tompkins County

## Consolidated Departmental Budget

	2013 Actual	2014 Actual	2015 Modified	2016 Adopted
<b>Expenditures</b>				
Professional Services	90,285	101,639	102,635	104,688
Program Expense	276,047	279,737	307,479	313,628
<b>Total Expenditures</b>	<b>366,332</b>	<b>381,376</b>	<b>410,114</b>	<b>418,316</b>
<b>Department Net Local</b>	<u><u>366,332</u></u>	<u><u>381,376</u></u>	<u><u>410,114</u></u>	<u><u>418,316</u></u>

# Human Services Coalition of Tompkins County

## 4080 - HEALTH PLANNING COUNCIL

	2013 Actual	2014 Actual	2015 Modified	2016 Adopted
<b>Expenditures</b>				
Program Expense	65,825	66,812	67,467	68,816
<b>Total Expenditures</b>	<b>65,825</b>	<b>66,812</b>	<b>67,467</b>	<b>68,816</b>
<b>Department Net Local</b>	<b><u>65,825</u></b>	<b><u>66,812</u></b>	<b><u>67,467</u></b>	<b><u>68,816</u></b>

## 6308 - HUMAN SERVICE PLANNING

	2013 Actual	2014 Actual	2015 Modified	2016 Adopted
<b>Expenditures</b>				
Program Expense	210,222	212,925	240,012	244,812
<b>Total Expenditures</b>	<b>210,222</b>	<b>212,925</b>	<b>240,012</b>	<b>244,812</b>
<b>Department Net Local</b>	<b><u>210,222</u></b>	<b><u>212,925</u></b>	<b><u>240,012</u></b>	<b><u>244,812</u></b>

## 6311 - HSC INFO. & REFERRAL

	2013 Actual	2014 Actual	2015 Modified	2016 Adopted
<b>Expenditures</b>				
Professional Services	90,285	101,639	102,635	104,688
<b>Total Expenditures</b>	<b>90,285</b>	<b>101,639</b>	<b>102,635</b>	<b>104,688</b>
<b>Department Net Local</b>	<b><u>90,285</u></b>	<b><u>101,639</u></b>	<b><u>102,635</u></b>	<b><u>104,688</u></b>

# Human Services Coalition - Community Agencies

## Consolidated Departmental Budget

	2013 Actual	2014 Actual	2015 Modified	2016 Adopted
<b>Expenditures</b>				
Program Expense	1,006,029	1,010,925	1,095,179	1,148,373
<b>Total Expenditures</b>	<b>1,006,029</b>	<b>1,010,925</b>	<b>1,095,179</b>	<b>1,148,373</b>
 <b>Revenues</b>				
Local Revenues	336,908	344,073	360,019	349,380
<b>Total Revenues</b>	<b>336,908</b>	<b>344,073</b>	<b>360,019</b>	<b>349,380</b>
<b>Department Net Local</b>	<b>669,121</b>	<b>666,852</b>	<b>735,160</b>	<b>798,993</b>



# Human Services Coalition - Community Agencies

## 6305 - BASIC SUBSISTENCE

	2013 Actual	2014 Actual	2015 Modified	2016 Adopted
<b>Expenditures</b>				
Program Expense	805,180	809,601	840,977	889,390
<b>Total Expenditures</b>	<b>805,180</b>	<b>809,601</b>	<b>840,977</b>	<b>889,390</b>
<b>Revenues</b>				
Local Revenues	329,159	336,160	351,739	341,344
<b>Total Revenues</b>	<b>329,159</b>	<b>336,160</b>	<b>351,739</b>	<b>341,344</b>
<b>Department Net Local</b>	<b><u>476,021</u></b>	<b><u>473,441</u></b>	<b><u>489,238</u></b>	<b><u>548,046</u></b>

## 6315 - OAR CORE SVCS.

	2013 Actual	2014 Actual	2015 Modified	2016 Adopted
<b>Expenditures</b>				
Program Expense	200,849	201,324	254,202	258,983
<b>Total Expenditures</b>	<b>200,849</b>	<b>201,324</b>	<b>254,202</b>	<b>258,983</b>
<b>Revenues</b>				
Local Revenues	7,749	7,913	8,280	8,036
<b>Total Revenues</b>	<b>7,749</b>	<b>7,913</b>	<b>8,280</b>	<b>8,036</b>
<b>Department Net Local</b>	<b><u>193,100</u></b>	<b><u>193,411</u></b>	<b><u>245,922</u></b>	<b><u>250,947</u></b>

# Outside Colleges

## Consolidated Departmental Budget

	2013 Actual	2014 Actual	2015 Modified	2016 Adopted
<b>Expenditures</b>				
Mandate - Other	385,138	354,120	390,000	360,000
<b>Total Expenditures</b>	<b>385,138</b>	<b>354,120</b>	<b>390,000</b>	<b>360,000</b>
<b>Revenues</b>				
<b>Total Revenues</b>	<b>0</b>	<b>0</b>	<b>0</b>	<b>0</b>
<b>Department Net Local</b>	<u><u>385,138</u></u>	<u><u>354,120</u></u>	<u><u>390,000</u></u>	<u><u>360,000</u></u>

# Outside Colleges

2490 - COMM.COLLO'SIDE COUNTY

	<b>2013 Actual</b>	<b>2014 Actual</b>	<b>2015 Modified</b>	<b>2016 Adopted</b>
<b>Expenditures</b>				
Mandate - Other	385,138	354,120	390,000	360,000
<b>Total Expenditures</b>	<b>385,138</b>	<b>354,120</b>	<b>390,000</b>	<b>360,000</b>
<b>Department Net Local</b>	<b><u>385,138</u></b>	<b><u>354,120</u></b>	<b><u>390,000</u></b>	<b><u>360,000</u></b>

# Rural Library Services

## Consolidated Departmental Budget

	2013 Actual	2014 Actual	2015 Modified	2016 Adopted
<b>Expenditures</b>				
Program Expense	154,728	157,049	161,760	179,306
<b>Total Expenditures</b>	<b>154,728</b>	<b>157,049</b>	<b>161,760</b>	<b>179,306</b>
Department Net Local	<u>154,728</u>	<u>157,049</u>	<u>161,760</u>	<u>179,306</u>

# Rural Library Services

7410 - LIBRARIES

	2013 Actual	2014 Actual	2015 Modified	2016 Adopted
<b>Expenditures</b>				
Program Expense	154,728	157,049	161,760	179,306
<b>Total Expenditures</b>	<b>154,728</b>	<b>157,049</b>	<b>161,760</b>	<b>179,306</b>
<b>Department Net Local</b>	<u><u>154,728</u></u>	<u><u>157,049</u></u>	<u><u>161,760</u></u>	<u><u>179,306</u></u>

# Soil & Water Conservation District

## Consolidated Departmental Budget

	2013 Actual	2014 Actual	2015 Modified	2016 Adopted
<b>Expenditures</b>				
Program Expense	132,036	132,036	214,330	243,317
Rent	33,977	14,700	0	0
<b>Total Expenditures</b>	<b>166,013</b>	<b>146,736</b>	<b>214,330</b>	<b>243,317</b>
<b>Department Net Local</b>	<u><u>166,013</u></u>	<u><u>146,736</u></u>	<u><u>214,330</u></u>	<u><u>243,317</u></u>

# Soil & Water Conservation District

## 8730 - SOIL & WATER CONSERVATION

	2013 Actual	2014 Actual	2015 Modified	2016 Adopted
<b>Expenditures</b>				
Program Expense	132,036	132,036	214,330	243,317
Rent	33,977	14,700	0	0
<b>Total Expenditures</b>	<b>166,013</b>	<b>146,736</b>	<b>214,330</b>	<b>243,317</b>
<b>Department Net Local</b>	<b><u>166,013</u></b>	<b><u>146,736</u></b>	<b><u>214,330</u></b>	<b><u>243,317</u></b>

# Tompkins Community Action

## Consolidated Departmental Budget

	2013 Actual	2014 Actual	2015 Modified	2016 Adopted
<b>Expenditures</b>				
Professional Services	156,283	206,620	233,060	237,721
<b>Total Expenditures</b>	<b>156,283</b>	<b>206,620</b>	<b>233,060</b>	<b>237,721</b>
<b>Revenues</b>				
<b>Total Revenues</b>	<b>0</b>	<b>0</b>	<b>0</b>	<b>0</b>
<b>Department Net Local</b>	<u><u>156,283</u></u>	<u><u>206,620</u></u>	<u><u>233,060</u></u>	<u><u>237,721</u></u>



# Tompkins Community Action

## 6307 - TOMPKINS COMMUNITY ACTION

	2013 Actual	2014 Actual	2015 Modified	2016 Adopted
<b>Expenditures</b>				
Professional Services	156,283	206,620	233,060	237,721
<b>Total Expenditures</b>	<b>156,283</b>	<b>206,620</b>	<b>233,060</b>	<b>237,721</b>
<b>Department Net Local</b>	<b><u>156,283</u></b>	<b><u>206,620</u></b>	<b><u>233,060</u></b>	<b><u>237,721</u></b>

# Tompkins Consolidated Area Transit

## Consolidated Departmental Budget

	2013 Actual	2014 Actual	2015 Modified	2016 Adopted
<b>Expenditures</b>				
Contrib to SP Agencies	5,874,403	6,656,252	8,003,884	8,245,606
<b>Total Expenditures</b>	<b>5,874,403</b>	<b>6,656,252</b>	<b>8,003,884</b>	<b>8,245,606</b>
 <b>Revenues</b>				
Federal Aid	17,469	0	1,504,388	1,506,123
State Aid	4,600,719	4,864,318	4,515,974	4,705,961
Local Revenues	415,981	1,102,827	1,164,000	1,164,000
<b>Total Revenues</b>	<b>5,034,169</b>	<b>5,967,145</b>	<b>7,184,362</b>	<b>7,376,084</b>
<b>Department Net Local</b>	<b>840,234</b>	<b>689,107</b>	<b>819,522</b>	<b>869,522</b>

# Tompkins Consolidated Area Transit

## 5630 - TRANSPORTATION SERVICES

	2013 Actual	2014 Actual	2015 Modified	2016 Adopted
<b>Expenditures</b>				
Contrib to SP Agencies	5,874,403	6,656,252	8,003,884	8,245,606
<b>Total Expenditures</b>	<b>5,874,403</b>	<b>6,656,252</b>	<b>8,003,884</b>	<b>8,245,606</b>
<b>Revenues</b>				
Federal Aid	17,469	0	1,504,388	1,506,123
State Aid	4,600,719	4,864,318	4,515,974	4,705,961
Local Revenues	415,981	1,102,827	1,164,000	1,164,000
<b>Total Revenues</b>	<b>5,034,169</b>	<b>5,967,145</b>	<b>7,184,362</b>	<b>7,376,084</b>
 <b>Department Net Local</b>	 <b><u>840,234</u></b>	 <b><u>689,107</u></b>	 <b><u>819,522</u></b>	 <b><u>869,522</u></b>

# Tompkins Cortland Community College

## Consolidated Departmental Budget

	2013 Actual	2014 Actual	2015 Modified	2016 Adopted
<b>Expenditures</b>				
Contrib to SP Agencies	2,707,400	2,788,625	2,872,284	2,929,730
<b>Total Expenditures</b>	<b>2,707,400</b>	<b>2,788,625</b>	<b>2,872,284</b>	<b>2,929,730</b>
<b>Department Net Local</b>	<u><u>2,707,400</u></u>	<u><u>2,788,625</u></u>	<u><u>2,872,284</u></u>	<u><u>2,929,730</u></u>

# Tompkins Cortland Community College

2495 - TOMP. CORT. COMM. COLLEGE

	2013 Actual	2014 Actual	2015 Modified	2016 Adopted
<b>Expenditures</b>				
Contrib to SP Agencies	2,707,400	2,788,625	2,872,284	2,929,730
<b>Total Expenditures</b>	<b>2,707,400</b>	<b>2,788,625</b>	<b>2,872,284</b>	<b>2,929,730</b>
 <b>Department Net Local</b>	 <u><u>2,707,400</u></u>	 <u><u>2,788,625</u></u>	 <u><u>2,872,284</u></u>	 <u><u>2,929,730</u></u>

# Tompkins County Area Development

## Consolidated Departmental Budget

	2013 Actual	2014 Actual	2015 Modified	2016 Adopted
<b>Expenditures</b>				
Contrib to SP Agencies	177,750	218,111	224,654	231,400
<b>Total Expenditures</b>	<b>177,750</b>	<b>218,111</b>	<b>224,654</b>	<b>231,400</b>
<b>Revenues</b>				
Local Revenues	0	150,000	60,000	125,000
<b>Total Revenues</b>	<b>0</b>	<b>150,000</b>	<b>60,000</b>	<b>125,000</b>
<b>Department Net Local</b>	<b>177,750</b>	<b>68,111</b>	<b>164,654</b>	<b>106,400</b>

# Tompkins County Area Development

## 6420 - TC AREA DEVELOPMENT

	2013 Actual	2014 Actual	2015 Modified	2016 Adopted
<b>Expenditures</b>				
Contrib to SP Agencies	177,750	218,111	224,654	231,400
<b>Total Expenditures</b>	<b>177,750</b>	<b>218,111</b>	<b>224,654</b>	<b>231,400</b>
 <b>Revenues</b>				
Local Revenues	0	150,000	60,000	125,000
<b>Total Revenues</b>	<b>0</b>	<b>150,000</b>	<b>60,000</b>	<b>125,000</b>
<b>Department Net Local</b>	<b>177,750</b>	<b>68,111</b>	<b>164,654</b>	<b>106,400</b>

# Tompkins County Public Library

## Consolidated Departmental Budget

	2013 Actual	2014 Actual	2015 Modified	2016 Adopted
<b>Expenditures</b>				
Contrib to SP Agencies	2,683,032	2,978,032	3,087,217	3,233,201
<b>Total Expenditures</b>	<b>2,683,032</b>	<b>2,978,032</b>	<b>3,087,217</b>	<b>3,233,201</b>
<b>Revenues</b>				
<b>Total Revenues</b>	<b>0</b>	<b>0</b>	<b>0</b>	<b>0</b>
<b>Department Net Local</b>	<u><u>2,683,032</u></u>	<u><u>2,978,032</u></u>	<u><u>3,087,217</u></u>	<u><u>3,233,201</u></u>



# Tompkins County Public Library

## 7411 - PUBLIC LIBRARY

	2013 Actual	2014 Actual	2015 Modified	2016 Adopted
<b>Expenditures</b>				
Contrib to SP Agencies	2,683,032	2,978,032	3,087,217	3,233,201
<b>Total Expenditures</b>	<b>2,683,032</b>	<b>2,978,032</b>	<b>3,087,217</b>	<b>3,233,201</b>
<b>Department Net Local</b>	<b><u>2,683,032</u></b>	<b><u>2,978,032</u></b>	<b><u>3,087,217</u></b>	<b><u>3,233,201</u></b>

# Tompkins County Chart of Accounts

Functional				Functional			
<u>Category</u>	<u>Unit</u>	<u>Account</u>	<u>Explained</u>	<u>Category</u>	<u>Unit</u>	<u>Account</u>	<u>Explained</u>
Salary and Wages		510*	Regular Pay	Mandate - Asgn Coun		1171	All DEFENSE OF INDIG. ATTYs.
Overtime		512*	Overtime Pay	Mandate - Child Care		6106	All SPEC. NEEDS ADULT FAM.
Premium Pay		513*	Shift Pay			6119	All CHILD CARE
		514*	Disability Pay			6123	All DELINQUENT CARE
		515*	Other Pay			6129	All STATE TRAINING SCHOOLS
		516*	Longevity Pay	Mandate - Econ Sec		6055	All DAYCARE
Automotive Equipment		52231	Vehicles			6109	All FAMILY ASSISTANCE
Highway Equipment		52233	Highway Equipment			6140	All SAFETY NET
Other Capital Equip		52125	Mechanical Equipment			6141	All FUEL CRISIS ASSIST. STATE
		52202	Network Components			6142	All EMERG. AID TO ADULTS
		52206	Computer Equipment	Mandate - Medicaid		6100	All MEDICAID
		52210	Office Equipment			6101	All MEDICAL ASSISTANCE
		52211	Chairs	Mandate - PreK and EI		4054	All EARLY INTERVENTION (0-3)
		52212	Desks,Bookcases			2960	All PRESCHOOL SPECIAL EDUCATION
		52214	Office Furnishings	Mandate - Other		2490	All COMM.COLL.O'SIDE COUNTY
		52219	Pers Units			3151	All MEDICAL AND BOARDING
		52220	Departmental Equipment			4390	All PSYCHIATRIC EXPENSE
		52221	Safety/Rescue/Emerg Equip			4017	All MEDICAL EXAMINER PROGRAM
		52222	Communications Equip			9904	All SELF INSURANCE RESERVE
		52223	Navigation Program Equip	All Other Contr. Svcs		54120	Legal Defense Attorney Fees
		52230	Computer Software			54121	Other court Ordered Expenses
		52234	Bldg/Gr Main Equipment			54406	Family Court Attorney Charge
		52235	Lab Equipment			54411	Road/Bridge Contract
		52236	Recycling Equipment			54422	Equipment Maintenance
		52238	Transit Equipment			54424	Equipment Rental
		52239	Machinery			54425	Service Contracts
		52249	Equipment Reserve			54435	Airport Food Service/Concession
		52299	Equipment			54491	Subcontracts
		52720	Prev Yrs Enc Equipment			54606	Admin and Overhead
		52999	Equipment Reserve			54607	Public Works Administration
Highway Materials		54312	Highway Materials			54616	ABTD Support Services
Vehicle Fuel and Maint		54306	Automotive Supplies			54617	Collection Support Services
		54310	Automotive Fuel	Program Expense		54400	Program Expense
		54421	Auto Maintenance/Repair	Maintenance		54311	Maintenance
Other Supplies		54302	Computer/Net Wk Supplies			54470	Building Repairs
		54303	Office Supplies			54476	Building and Ground Maintenance/Repair
		54304	Cleaning Supplies	Utilities		54471	Electric
		54305	Client Transportation			54472	Telephone
		54307	Electrical Supplies			54473	Heat
		54313	Photography Supplies			54474	Water/Sewer
		54319	Program Supplies	Rent		54432	Rent
		54330	Printing				
		54332	Books				
		54333	Education And Promotion				
		54336	Smal Tool Allowance				
		54340	Clothing				
		54342	Food				
		54345	Painting				
		54346	Navigation				
		54347	Ammunition				
		54352	Dental				
		54353	Biologicals				
		54354	Medical				
		54357	Compost Materials				
		54358	Recyclables				
		54399	Supplies				
Travel Training		54412	Travel/Training				
Professional Services		54442	Professional Services				

<u>Category</u>	<u>Functional Unit</u>	<u>Account</u>	<u>Explained</u>	<u>Category</u>	<u>Functional Unit</u>	<u>Account</u>	<u>Explained</u>
Other		54125	Individual Development Acct	Fringe Benefits		58800	Fringes
		54401	Employee Recognition			58810	Retirement
		54402	Legal Advertising			58830	Fica
		54403	Mandate Contingency			58840	Workers Comp
		54404	Pass Thru Expense			58860	Health
		54405	Ati Support			58861	Prescription Ins
		54408	Indp Living			58865	Dental
		54409	Kendra Law Chgs			58870	Unemployment
		54410	Assigned Council			58875	Eap
		54414	Local Mileage			58876	Wellness Program
		54416	Membership Dues			58877	Employee Recognition
		54439	Prisoner Clothing			58878	Flexible Benefits
		54444	Development Grants			58900	Employee Benefits
		54445	Intermunicipal Agreements			59000	Expenses
		54446	Town Services	Contrib to SP Agencies			
		54447	Printing	Various		54400	
		54452	Postage	Other Finance			
		54462	Insurance			52101	Land Acquisition
		54463	Risk Management			52110	Construction
		54467	Outpatient Med Chgs			52115	Architect & Engineering
		54468	Mental Health Transports			52120	Financing Expenses
		54469	Boarding Of Prisoners			52199	Capital Expenses
		54475	Fac Environmental Testing			54666	City S/Tax Agmt
		54479	Extradition			54700	Previous Yrs Encumbrance
		54480	Newsletter			54801	Contribution To Insurance
		54481	Public Information			54802	Contribution To Construct
		54482	In Service Training			54803	Contribution To Highway
		54483	Witness Fees			54804	Contribution To General
		54484	Dare Program			54808	Contribution To Debt Serv
		54485	Confidential Investigatio			54904	Supplemental Benefits
		54486	Shared Cost Initiative			54910	Budget Reduction Allocati
		54487	Tsa Contract			56620	Tca Bldg
		54488	Taxes			56621	2004 Refunding
		54489	Credit Card Fees			56622	New Financings
		54492	Room Tax Reserve			56625	2006
		54497	Tourist Attractions			56626	2004 Refunding B
		54499	Health Facility Assessmnt			56631	Landfill Closure
		54568	Rabies Control			56634	Tc 3
		54601	Recission Relief			56640	Computer
		54605	Centrally Distrib. Items			56642	Refunding Escrow
		54618	Interdepartmental Charge			56645	E 911
		54619	Arts & Cultl Orgs Stabil			56650	2005
		54620	Beautification, Art&Sign			56660	2007
		54621	Cap-Operating Ticket Cntr			56675	Mental Health Building
		54622	Cap-Operating Assistance			56690	95 Series A Bonds
		54623	Community Celebrations			56691	2003 Refunding
		54624	Project Grants			56692	1992 Bonds
		54625	Tourism Capital Grants			56693	Building Improvements
		54626	Marketing And Adv Grants			56999	Principal Expense
		54627	Fl Tourism Alliance			57100	Contractual
		54628	New Tour Initiative Grant			57720	Interest Tca
		54629	Discovery Trail			57721	Interest 2004 A
		54630	Town Of Dryden			57722	Interest New Financings
		54631	Recognition Awards			57725	Interest 2006
		54632	CVB			57726	Interest 2004 B
		54651	Renewal/Replacement Costs			57731	Interest Landfill Closure
		54833	Household Hazardous Waste			57734	Interest Tc 3
		54901	Micro-Computer Services			57740	Interest Computer
		54905	Centrally Distrib Items			57742	Interest Gis Planning
		56001	Principal Payments Debt			57745	Interest E 911
		56665	Mental Health			57750	Interest 2005
		57001	Interest Payments Debt			57760	Interest 2007
		57665	Interest HS Bldg			57775	Interest Men Hlth Bldg
Applied Rollover		54999	Rollover			57790	Interest 95 Series A Bond
						57791	Interest 2003
						57792	Interest 1992 Bonds
						57793	Interest Building Improve
						57999	Interest Expense
						59239	Construction Expense

Functional				Functional			
<u>Category</u>	<u>Unit</u>	<u>Account</u>	<u>Explained</u>	<u>Category</u>	<u>Unit</u>	<u>Account</u>	<u>Explained</u>
Federal Aid		44389	Other Public Safety Aid	State Aid		43001	State Revenue Sharing
		44391	Cnr/Inmate Meals			43021	Court Facilities Aid
		44392	Airport Security/Tsa			43030	Da Salary
		44401	Fed Aid Public Health			43089	Other State Aid
		44402	Wic			43277	Preschool Special Educati
		44447	Phc-Case Management			43310	Probation Services
		44451	Medicaid Admin/Fed.			43315	Navigation
		44472	Programs For Aging			43330	Court Security Reimb
		44489	Fed Aid Other Health			43381	Kendra'S Law
		44490	Fed Aid Mh			43389	Other Public Safety
		44491	Eisep			43390	Reimb State Prisoners
		44492	Homeless			43391	Cnr/Inmate Meals
		44495	Oasas, Federal			43401	Public Health Work
		44589	Federal Aid, Bridges			43411	E1 And Child Find
		44592	Federal Aid Airport			43448	Phcp Treatment
		44594	Fed Aid Mass Transit			43449	Early Intervention
		44597	Fed Aid Transportation			43472	Special Health Programs
		44601	Medical Assistance			43481	Kenda'S Law
		44609	Afdc			43482	Supervised Outpatients Mh
		44610	Dss Adm			43483	Drug Free Residential Mh
		44611	Food Stamps			43484	Omh Commissioners Perform
		44612	Detention Prevention			43485	Ohm Com Reinvestmetn
		44613	Home Relief			43486	Omh Flex
		44615	Fffs			43488	Icm Mh
		44619	Child Care			43489	Other Health Income
		44623	Juvenile Delinquents			43490	Kendra'S Law
		44635	Jobs			43491	Mh Ot620
		44640	Federal Safety Net			43493	Mental Retardation Ot 620
		44641	Heap			43494	Mh Omr 620
		44643	Fed: Food Asst. Program			43495	Mh Daaa
		44661	F&Cs Block Grant			43497	Mh Css
		44670	Services For Recipients			43499	Omh Contract Revenue
		44689	Other Social Services			43501	Chips
		44700	Repay Econ Dev Loans			43502	Mica
		44772	Ofa Federal Aid			43589	Bridges
		44780	Fed Aid Wib Admin Stimulu			43592	Dot Grants
		44782	Fed Aid Wia Adult Stimulu			43594	Mass Transit
		44783	Fed Aid Wia Yth Stimulus			43601	Medical Assistance
		44784	Fed Aid Wia Dw Stimulus			43602	Mmis
		44788	Snap			43606	Adult Family Homes
		44789	Summer Feeding Program			43609	Afdc
		44790	Federal Aid Job Training			43610	Dss Adm
		44792	Federal Aid, Wia Adult			43611	Food Stamps
		44793	Federal Aid, Wia Youth			43612	Detention Prevention
		44794	Federal Aid, Wia Dw			43613	Home Releif
		44795	Federal Aid, Tanf Sum Yth			43615	Jobs Adm
		44796	Federal Aid, Wtw			43616	Local Administration Fund
		44797	Federal Aid, Taa			43619	Child Care
		44820	Programs For Youth			43623	Juvenile Delinquents
		44910	Hud Homeownership			43635	Jobs
		44959	Federal Aid			43640	State Safety Net
		44960	Emergency Disaster Asst			43642	Emergency Asst
		44999	Federal Aid			43643	State: Food Asst. Program

Functional				Functional			
<u>Category</u>	<u>Unit</u>	<u>Account</u>	<u>Explained</u>	<u>Category</u>	<u>Unit</u>	<u>Account</u>	<u>Explained</u>
State Aid (cont.)		43648	Burials	Local Revenues (cont)		41770	Landing Fees Chgs
		43650	State 65% Net Of Fed			41771	Apron Fees
		43655	Nysccbg			41774	Concessions
		43661	F&Cs Block Grant			41789	Pfc
		43670	Services For Recipients			41792	Transit Income
		43671	Pys Service For Receipien			41801	Repay Medical Assistance
		43790	State Aid Job Training			41809	Repay Afdc
		43803	Programs For Aging			41811	Child Support Incentive
		43808	Ofa State Aid			41819	Repay Child Care
		43820	Programs For Youth			41823	Repay Juvenile Delq
		43889	Other Culture & Recreatio			41840	Repay Home Relief
		43959	State Aid Planning			41841	Repay Heap
		43960	Emergency Disaster Asst			41842	Repay Emergency Aid
		43989	Other Home/Community Svcs			41848	Repay Burials
		43997	Home & Comm Svcs Cap Gts			41855	Day Care
		43998	Ohm Contract Revenue			41870	Repay Purchase Of Serv.
		43999	State Aid			41894	Social Services Charges
Local Revenues						41962	Inspection Fees
		41001	Real Property Taxes			41972	Chgs-Programs For Aging
		41051	Gain From Sale Tax Prop			41989	Other Econ Asst
		41081	Pymts In Licy Taxes	Other Revenues			
		41082	Use Of Fund Balance			42070	Contrib Fr Priv Agencies
		41090	Int & Penalties Prop Taxe			42075	Departmental Charges
		41091	Tax Install Service Chrg			42089	Recreation Charges
		41100	Real Property Tax Items			42115	Planning Fees
		41110	Sales Tax 3%			42130	Sw Annual Fee
		41111	Sales Tax 1%			42131	Disposal Fees
		41113	Room Tax			42132	Depot Fees
		41114	Int & Pentalities Room Tax			42133	Swaf Delinquent
		41115	Non Prop Tax Reduce Twm			42134	Punch Card Charges
		41140	E911 Surchg			42135	Finance Charge
		41189	Mortgage Transfer Tax			42136	Septage Chrgs
		41199	Non Property Taxes			42137	Sw Disposal Coupons
		41230	Treasurer Fees			42138	Sw Bin Sales
		41235	Tax Advertising			42139	Recycling
		41250	Assessors Fees			42140	Drop Off Fees
		41255	Clerk Fees			42170	Cd Program Income (Ed)
		41256	Motor Vehicle Use Fee			42189	Other Home & Comm Service
		41260	Personnel Fees			42199	Departmental Income
		41270	Shared Service Charges			42215	Election Expense
		41271	Shared Serv Chrgs H Ins			42222	Participant Assessments
		41272	Shared Serv Chrgs Retment			42225	Local Revenue (Federal)
		41273	Shared Serv Chrgs Supp Bf			42226	Sale Of Supplies
		41289	Other Gen Government			42228	Data Processing
		41510	Sheriff Fees			42229	Telecommunications
		41515	Ati Fees			42238	Community College Chrgs
		41525	Prisoner Charges			42260	Sheriff Othr Govts
		41580	Probation Restitution			42268	Dog Control
		41601	Public Health Fees			42280	Health Othr Govts
		41603	Clinic Fees			42302	Snow Removal
		41605	Chrgs Care Of Handicapped			42306	Road & Bridge Chrgs
		41607	Medicaid Ins Pymts			42350	Youth Othr Govts
		41608	Medicaid Chha - Moms			42372	Planning Othr Govts
		41609	Medicaid D&Tc - Moms			42392	Debt Serv Other Govts
		41610	Home Nursing Chgs			42399	Intergovmental Charges
		41611	Home Care Charity Care			42401	Interest & Earnings
		41612	Care At Home			42410	Rents
		41613	Mcu-Chha			42411	Cd Program Income(Ho)
		41614	Tb Dot (D&Tc)			42450	Commissions
		41615	Lab Fees			42499	Use Of Money & Property
		41620	Mental Health Fees			42545	Licenses
		41621	Skylight Fees			42590	Permits
		41623	Mh Css Fees			42599	License & Permits
		41626	Casa Fees			42610	Fines, Forfeitures, Bails
		41632	Mh Icm Fees			42611	Fines & Penalties
		41650	Pers Chgs			42615	Stop Dwi Fines
		41655	Cofa Cost Share			42625	Forfeiture/State - Rstd
		41688	Immunization Chrgs			42626	Forfeiture/Federal - Rstd
		41689	Other Health Chgs			42639	Fines & Forfeitures
		41690	Dental Program			42650	Sale Of Scrap
		41710	Public Works Chgs			42651	Recycling Sales

<u>Category</u>	<u>Unit</u>	<u>Account</u>	<u>Explained</u>
Other Revenues (cont.)		42652	Sale Of Forest Products
		42655	Minor Sales, Other
		42660	Sale Of Real Property
		42665	Sale Of Equipment
		42680	Insurance Recoveries
		42681	Legal Settlements
		42699	Sale Of Property/Compen F
		42700	Med D Reimb
		42701	Refund Of Prior Yr Expens
		42702	Ati Program
		42705	Gifts & Donations
		42706	Dare Donations
		42710	Premium On Obligations
		42770	Other Miscell Revenues
		42771	Interdepartment Revenue
		42773	Security System
		42797	Other Local Govt Contribu
		42798	Hospital Reimburse Debt
		42799	Miscell Local Sources
		49000	Revenues & Other Sources

<u>Category</u>	<u>Unit</u>	<u>Account</u>	<u>Explained</u>
Interfund Transf & Rev		42801	Interfund Revenues
		42822	Transfer From County Road
		42899	Interfund Revenues
		42966	Tc3 Payment
		42970	Mental Health Building
		42976	E 911
		42999	Interfund Revenues
		45031	Interfund(A)
		45032	Interfund(Ct)
		45033	Interfund(CI)
		45034	Interfund H
		45039	Tasc Contribution
		45100	Interfund Transfers
		45710	Bonds
		45730	Bans
		45785	Instal Purchase Debt
		45791	04 Refund Bonds Escrow
		45999	Debt Proceeds

This Page Intentionally Left Blank



# Tompkins County 2015-2016 Schedule of Fees

<u>Department, Fee Types, and Fees</u>	<u>2015</u>	<u>2016</u>	<u>Notes</u>
<b><u>Airport</u></b>			
<b><u>Airline</u></b>			
Apron Fees - Parking Fee for Aircraft	0.76	0.80	(Rate x Weight)
Landing Fee for Aircraft	7.81	8.41	
<b><u>Airline Rental Rates</u></b>			
Type 1 (Ticket Counter/ Holdrooms)	97.14	108.38	/ft
Type 2 (Bag Claim)	87.43	97.72	/ft
Type 3 (Bag Make-Up, Operations)	68.00	76.01	/ft
Type 4 (Tug Drives)	24.28	27.15	/ft
<b><u>Auto</u></b>			
Avis - Each year Monthly Minimum increases or 10% of Gross	7,000.00	7,000.00	/month (1/1-3/31/14)
Avis - Each year Monthly Minimum increases or 10% of Gross	11,250.00	11,250.00	
Hertz - Monthly Min or 10% of Gross	3,500.00	3,500.00	Min or 10% of Gross
Hertz & Avis - Car Wash	268.58	273.62	x CPI%
Hertz & Avis - Counter	727.52	749.28	/month
Ithaca Dispatch - Rental Rate	450.00	0.00	
Ithaca Dispatch, & Ithaca Airline Limousine - Commission (Enplanement x rate x %)	0.13	0.13	(Enplanement x rate x %)
<b><u>County T-Hangars</u></b>			
Large (Monthly)	314.64	319.36	x CPI%
Small (Monthly)	259.57	263.36	x CPI%
<b><u>EHFC</u></b>			
EHFC (Monthly - purchased Innovative Dynamics Hangar)	370.38	375.93	x CPI%
EHFC (Monthly)	1,040.99	1,056.61	x CPI%
<b><u>ID Badges</u></b>			
Badge Renewal	10.00	10.00	per ton
New Badge	20.00	20.00	/badge
Replacement if original badge is lost	20.00	20.00	



**Department, Fee Types, and Fees****2015****2016 Notes****Miscellaneous**

Communique	50.00	0.50 % Gross Revenue
------------	-------	----------------------

**Parking**

Long-term	0.00	0.00 First 30 Minutes
Long-term	1.25	1.25 31-60 Minutes
Long-term	2.25	2.25 61 Minutes - 2 Hours
Long-term	4.00	4.00 2-3 Hours
Long-term	5.25	5.25 3-4 Hours
Long-term	5.75	5.75 4-5 Hours
Long-term	6.00	6.00 5-24 Hours
Long-term	30.00	30.00 Weekly
Short-term	0.00	0.00 First 30 Minutes
Short-term	1.25	1.25 31-60 Minutes
Short-term	2.25	2.25 61 Minutes - 2 Hours
Short-term	4.00	4.00 2-3 Hours
Short-term	5.25	5.25 3-4 Hours
Short-term	6.50	6.50 4-5 Hours
Short-term	8.00	8.00 5-24 Hours
Short-term	40.00	40.00 Weekly

**Taughannock**

Aircraft Landing Fee		each
Monthly Rental	4,872.78	4,151.84 each
Per gallon fuel sales fee	0.06	0.06 each

**Terminal Cleaning**

Monthly Office Rental	300.00	300.00 each
-----------------------	--------	-------------

**Assessment Department****Fees**

CD Copy of Tax Maps	0.00	0.00
Copies	0.25	0.25
Custom Reports/Maps	100.00	100.00 per hour
Imagemate Online Site License	400.00	400.00
Imagemate Online User	90.00	90.00
Memorandum of Apportionment	30.00	30.00
Print Tax Bills for Towns/Villages	0.25	0.25 per bill

<b>Department, Fee Types, and Fees</b>	<b>2015</b>	<b>2016</b>	<b>Notes</b>
Printed Copy of Individual Tax Maps (Black and White)	2.00	2.00	
Printed Copy of Individual Tax Maps (Color)	4.00	4.00	
Printed Copy of Tax Maps	600.00	600.00	
<b><u>Mapping Fee</u></b>			
Subdivision Mapping Fee: 1-3 parcels (pending Leg. Approval 9/2/2014)	25.00	25.00	1-3 parcels
Subdivision Mapping Fee: 4-9 parcels (pending Leg. Approval 9/2/2014)	50.00	50.00	4-9 parcels
Subdivision Mapping Fee: more then 9 parcels (pending Leg. Approval 9/2/2014)	100.00	100.00	more than 9 parcels
<b><u>Board of Elections</u></b>			
<b><u>Fees</u></b>			
CD - Customized	10.00	10.00	
CD - Export	5.00	5.00	
CD - Super	25.00	20.00	
Copies of Lists	0.15	0.15	per page
Copies of Petitions	0.25	0.25	per page
Copies of Records	0.25	0.25	per page
Email Records	10.00	10.00	for reports
Labels	10.00	10.00	plus \$.015 per label
Pollbooks	30.00	30.00	
<b><u>County Administration</u></b>			
<b><u>Fees</u></b>			
FOIL Requests	0.25	0.25	per page (not to exceed)
<b><u>County Clerk</u></b>			
<b><u>Business Certificates</u></b>			
Amend	25.00	25.00	
Discontinue	0.00	0.00	
Filing Fee	25.00	25.00	
<b><u>Civil &amp; Matrimonial Actions</u></b>			
Certificate of Dissolution	5.00	5.00	
Foreclosure Index Numbers	400.00	400.00	
Index Numbers for Actions or Proceedings	210.00	210.00	
Motion or Cross-Motion	45.00	45.00	
Notice of Appeal	65.00	65.00	

**Department, Fee Types, and Fees**

	<b>2015</b>	<b>2016 Notes</b>
Request for Judicial Intervention	95.00	95.00
Separation Agreement	5.00	5.00
Stipulation of Settlement/Discontinuance	35.00	35.00
Trial Note of Issue w/ Jury (additional)	65.00	65.00
Trial Note of Issue w/o Jury	30.00	30.00
<b><u>Copies</u></b>		
Exemplified	15.00	15.00
Oversized Map Copy - 11x17	5.00	5.00
Oversized Map Copy - 18x24	10.00	10.00
Oversized Map Copy - 24x36	15.00	15.00
Per Page	0.65	0.65
Printed Case on Appeal (maximum)	30.00	30.00
Printed Case on Appeal (minimum)	4.00	4.00
To Certify	5.00	5.00
<b><u>Judgments</u></b>		
File Transcript	10.00	10.00
Income Execution (must previously obtain form)	5.00	5.00
Issue Transcript / Certificate of Disposition	5.00	5.00
Property Execution	5.00	5.00
To File Satisfaction / Certificate of Disposition	0.00	0.00
<b><u>Liens</u></b>		
Affidavits of Service (for Mechanics Lien)	5.00	5.00
Building Loan Agreement	25.00	25.00
Extension of a Mechanics Lien	0.00	0.00
Mechanics Lien	15.00	15.00
Notice of Lending	15.00	15.00
<b><u>Motor Vehicle</u></b>		
Civil Penalty Fee - 31-60 Days	10.00	10.00 a day
Civil Penalty Fee - 61-90	12.00	12.00 a day
Civil Penalty Fee - Commercial Skills Test	40.00	40.00
Civil Penalty Fee - Re-Application	100.00	100.00
Civil Penalty Fee - Re-Installment	25.00	25.00
Civil Penalty Fee - Up to 30 days	8.00	8.00 a day
Compliance Transaction - Co-term Permit Renewal	64.50	64.50

<b>Department, Fee Types, and Fees</b>	<b>2015</b>	<b>2016</b>	<b>Notes</b>
Compliance Transaction - Co-terminus Permit Original	102.50	102.50	
Compliance Transaction - DDP Entrollment (CL) Fee	75.00	75.00	
Compliance Transaction - DMV Abstracts	10.00	10.00	
Compliance Transaction - Intransit Permit	12.50	12.50	
Compliance Transaction - Lic Amendment	5.00	5.00	
Compliance Transaction - Lic Duplicate	17.50	17.50	
Compliance Transaction - Lic Original	55.00	55.00	
Compliance Transaction - Lic Original/Renewal	64.50	64.50	
Compliance Transaction - Non-Driver Original	6.50	6.50	
Fees - Abstracts with Renewals	10.00	10.00	
Fees - CDL Core Test Permit/No Permit	10.00	10.00	
Fees - CDL Endorsement Permit/No Permit	5.00	5.00	
Fees - CDL Permit Original	22.50	22.50	
Fees - Suspension Fee - 0 Tolerance	100.00	100.00	
Fees - Suspension Termination Fee	50.00	50.00	
Fees - Title Duplicate	20.00	20.00	
Fees - Title Only Receipts	50.00	50.00	
Fees - Title Only Receipts with Lien	55.00	55.00	
Fees - Zero Tolerance/Civil Penalty	100.00	100.00	
Fees - Zero Tolerance/Civil Penalty/Re App	100.00	100.00	
No Fee Skills Test - Non Coterm Permit Original	23.50	23.50	
No Fee Skills Test - Non Coterm Permit Renewal	23.50	23.50	
No Fee Skills Test - Permit Amendment	12.50	12.50	
No Fee Skills Test - Permit Duplicate	17.50	17.50	
Re-Application Fee - Reg. Activity depending on the vehicle	10.00	10.00	
Re-Application Fee - Reg. ATV	12.50	12.50	
Re-Application Fee - Reg. Boat	26.25	26.25	
Re-Application Fee - Reg. Duplicate	3.00	3.00	
Re-Application Fee - Reg. Motorcycle	17.50	17.50	
Re-Application Fee - Reg. Original depending on weight/class	26.00	26.00	
Re-Application Fee - Reg. Snowmobile	45.00	45.00	
Re-Application Fee - Sales tax (retention per vehicle)	0.50	0.50	
Re-Application Fee - Special Registration (added to Reg. Fee depending upon type of plate)	18.05	18.05	
Re-Application Fee - Surrender Receipts/Duplicate	1.00	1.00	

**Department, Fee Types, and Fees****2015****2016 Notes****Notice of Attachment of Real Property**

File & Record - in addition to Index Number	35.00	35.00
Noting each cross reference (the first is free)	0.50	0.50

**Passports**

Ages 16 and over (Book)	110.00	110.00
Ages 16 and over (Card)	30.00	30.00
Execution Fee (retained by County Clerk)	25.00	25.00
Expediting Fee (additional)	60.00	60.00
Photos	8.00	8.00
Under 16 (Book)	80.00	80.00
Under 16 (Card)	15.00	15.00

**Recording Fees**

Assignments - Each Additional Mortgage	5.50	5.50
Assignments - Each Additional Page	5.00	5.00
Assignments - First Page	50.00	50.00
Assignments - Notation for First Mortgage	0.50	0.50
Copies	5.00	5.00
Deed - Each Additional Page	5.00	5.00
Deed - First Page	50.00	50.00
Deed - Notations	0.50	0.50
Deed - RP-5217 (if 7A, 7B, 7E or BOTH 7G & 8 are checked)	125.00	125.00
Deed - RP-5217 (if any other box is checked)	250.00	250.00
Deed - TP-584	5.00	5.00
Deed - Transfer Tax	6.00	6.00 per 1000
Discharges - Additional Mortgage with no new money	0.50	0.50
Discharges - Each Additional Mortgage with new money		double the fee of the first
Discharges - Each Additional Page	5.00	5.00
Discharges - First Page	50.00	50.00
Discharges - Notation for First Mortgage	0.50	0.50
Maps	10.00	10.00
Miscellaneous - Each Additional Page	5.00	5.00
Miscellaneous - First Page	50.00	50.00
Miscellaneous - Notations (for each one listed)	0.50	0.50
Mortgage - Affidavit of Exemptions	5.00	5.00

**Department, Fee Types, and Fees**

	<b>2015</b>	<b>2016</b>	<b>Notes</b>
Mortgage - Each Additional Page	5.00	5.00	
Mortgage - First Page	50.00	50.00	
Mortgage - Mortgage Tax (Additional)	0.25	0.25	per 100
Mortgage - Mortgage Tax (Basic)	0.50	0.50	per 100
Mortgage - Mortgage Tax (Special)	0.25	0.25	per 100
Mortgage - Notations	0.50	0.50	
UCC-1, UCC-3	40.00	40.00	
UCC-11	25.00	25.00	
<b><u>Searches</u></b>			
Each Record (per name - every 2 years or portion thereof)	5.00	5.00	
<b><u>County Office For the Aging</u></b>			
<b><u>PERS Billing</u></b>			
Maint/Married: Less than \$1200	0.00	0.00	
Maint/Married \$1500 and up	6.25	0.00	
Maint/Married: \$1200-\$1500	2.50	0.00	
Maintsingle: \$900-1200	6.25	0.00	
Maintsingle: Less than \$900	0.00	0.00	
Maintsingle: Less than \$900	2.50	0.00	
Married Subscriber, Household income \$0-1400/month	0.00	0.00	monthly fee
Married Subscriber, Household income \$1401-1800/month	0.00	15.00	monthly fee
Married Subscriber, Household income \$1801+/month	0.00	25.00	monthly fee
Married: \$1201 - 1376	7.25	0.00	
Married: \$1377-1552	11.00	0.00	
Married: \$1553- 1728	14.50	0.00	
Married: \$1729- 1904	18.00	0.00	
Married: \$1905 - 2080	21.50	0.00	
Married: \$2081 - 2256	25.25	0.00	
Married: \$2257 - 2432	28.75	0.00	
Married: \$2433 - 2600	32.50	0.00	
Married: \$2601 and up	36.00	0.00	
Married: Less Than \$1200	0.00	0.00	
Married: Less Than \$1200	3.50	0.00	
PERS Adapter	3.00	0.00	
PERS Extension Cord	3.00	0.00	

**Department, Fee Types, and Fees**

	<b>2015</b>	<b>2016</b>	<b>Notes</b>
PERS Lock Box	30.20	0.00	
PERS Mileage Charge	0.00	0.00	
PERS Pendant	55.00	0.00	
PERS Shared Machine -No Extra Fee	0.00	0.00	
PERS Telephone Cord	3.00	0.00	
PERS Unit	190.00	0.00	
Single Subscriber, Household income \$0-1,000/month	0.00	0.00	monthly fee
Single Subscriber, Household income \$1001-1400/month	0.00	15.00	monthly fee
Single Subscriber, Household income \$1401+/month	0.00	25.00	monthly fee
Single: \$1001 - 1200	11.00	0.00	
Single: \$1201 - 1367	14.50	0.00	
Single: \$1368 - 1535	18.00	0.00	
Single: \$1536 - 1703	21.50	0.00	
Single: \$1704- 1871	25.25	0.00	
Single: \$1872 - 2039	28.75	0.00	
Single: \$2040 - 2200	32.50	0.00	
Single: \$2201 and up	36.00	0.00	
Single: \$900 - 1000	7.25	0.00	
Single: Less Than \$900	0.00	0.00	
Single: Less Than \$900	3.50	0.00	

**Emergency Response****Charges**

911 Surcharge - Wireless	0.30	0.30	per phone
911 Surcharge - Wireline	1.00	1.00	per line

**Finance Department****Fees**

Advertising Fee for Delinquent Taxes	10.00	10.00	
Copies	1.00	1.00	
Filing fee for November 1 listing of delinquent taxes	5.00	5.00	
Mailing Notice for Ithaca City School District Delinquent Taxes	1.00	1.00	
Tax Search Fee	30.00	30.00	
Title Search Fee for Foreclosure Properties	150.00	150.00	

<b>Department, Fee Types, and Fees</b>	<b>2015</b>	<b>2016</b>	<b>Notes</b>
<b><u>Health Department</u></b>			
<b><u>Division for Community Health</u></b>			
Diabetes Prevention Program	240.00	240.00	
Lead Screening			TDB - charge is pending contract pricing; sliding fee scale available
Nursing Per hour Administrative Charge	92.00		To be set after cost report completion
Tuberculosis Screening (PPD/Mantoux)	35.00	35.00	sliding fee scale available
Vaccinations (Hepatitis B)	70.00	75.00	charge may adjust pending vaccine cost; sliding fee scale available
Vaccinations (Influenza)	35.00	40.00	charge may adjust pending vaccine cost; sliding fee scale available
Vaccinations (Measles, Mumps, Rubella (MMR))	90.00	95.00	charge may adjust pending vaccine cost; sliding fee scale available
Vaccinations (Pneumococcal)	100.00	100.00	charge may adjust pending vaccine cost; sliding fee scale available
Vaccinations (Rabies Pre/Post Exposure)	265.00	270.00	charge may adjust pending vaccine cost; sliding fee scale available
Vaccinations (Tetanus/Diphtheria (Td))	55.00	60.00	charge may adjust pending vaccine cost; sliding fee scale available
Vaccinations (Tetanus/Diphtheria/Pertussis (Tdap))	65.00	70.00	charge may adjust pending vaccine cost; sliding fee scale available
Vaccinations (Vaccine Administration Fee (Adult))	33.00	35.00	sliding fee scale available
Vaccinations (Vaccine for Children Administration Fee)	25.10	25.10	sliding fee scale available
Vaccinations (Zostavax)			not offered
<b><u>Environmental Health - On-Site Wastewater Treatment System and Development</u></b>			
Collector Sewer, 6" and larger <5,000'	150.00	150.00	
Collector Sewer, 6" and larger >5,000'	250.00	250.00	
Construction Permit - Application Renewal/Transfer	80.00	80.00	Plus increase in permit fee for current year
Construction Permit - Expedited OWTS Record Search	25.00	0.00	Discontinued
Construction Permit - New Construction/Conversion (<1,000 gpd)	425.00	425.00	
Construction Permit - New Construction/Conversion (1,000+ gpd)	425.00	425.00	
Construction Permit - Replacement	335.00	335.00	



<b>Department, Fee Types, and Fees</b>	<b>2015</b>	<b>2016</b>	<b>Notes</b>
Construction Permit - Transfer/Renewal	80.00	80.00	
Construction Permit -Septic Tank Replacement	105.00	105.00	
Plan Review - 0-499 GPD Design Rate	210.00	210.00	
Plan Review - 1,000-1,999 GPD	375.00	375.00	
Plan Review - 2,000+ GPD	600.00	600.00	
Plan Review - 500-999 GPD	260.00	260.00	
<b><u>Environmental Health - Operating Permit and Plan Review</u></b>			
Temporary Food Service Establishments - Complex Menu, 1 day event		150.00	
Temporary Food Service Establishments - Multiple days, Single event		150.00	
Temporary Food Service Establishments - Simple Menu, 1 day event		65.00	
Temporary Food Service Establishments - Simple Menu, multiple consecutive days		100.00	
Temporary Food Service Establishments - Simple Menu, multiple, con-consecutive days (up to 8 days in 120)		100.00	
Temporary Permit Late Fees - Expedited processing (less than 2 weeks, more than 3 days)		25.00	
Temporary Permit Late Fees - Rush processing (2 or 3 working days before event)		50.00	
<b><u>Environmental Health - Operating Permit and Plan Review</u></b>			
Agricultural Fairground Operation Permit	330.00	330.00	
Campground Plan Review	200.00	200.00	
Children's Camp Operating Permit	200.00	200.00	
Food Service Establishment Operating Permit (Additional Mobile)	85.00	85.00	
Food Service Establishment Operating Permit (High Risk)	400.00	400.00	
Food Service Establishment Operating Permit (Low Risk)	235.00	235.00	
Food Service Establishment Operating Permit (Medium Risk)	375.00	375.00	
Food Service Establishment Operating Permit (Temporary Food Service Establishment - expedited processing within 2 weeks of event)	20.00		
Food Service Establishment Operating Permit (Temporary Food Service Establishment)	65.00		
Food Service Establishments Plan Review (High Risk)	210.00	210.00	
Food Service Establishments Plan Review (Low Risk)	150.00	150.00	
Food Service Establishments Plan Review (Medium Risk)	210.00	210.00	
Food Service Establishments Plan Review (Push Cart)	100.00	100.00	
Mass Gathering Operating Permit (Existing event)	1,550.00	1,550.00	

<b>Department, Fee Types, and Fees</b>	<b>2015</b>	<b>2016</b>	<b>Notes</b>
Mass Gathering Operating Permit (New event per day)	4,100.00	4,100.00	
Mass Gathering Plan Review			
Mass Gathering Plan Review (Existing events)	1,050.00	2,000.00	plus \$80/staff hr for incident response if needed
Mass Gathering Plan Review (New event)	6,100.00	6,100.00	plus \$80/staff hr for incident response if needed
Mobile Home Park Operating Permit	130.00	130.00	
Mobile Home Park Operating Permit (per unit/lot)	3.35	3.35	
Mobile Home Park Plan Review	460.00	460.00	
Mobile Home Park Plan Review (per unit/lot)	30.00	30.00	
Recreational Aquatic Facility Operating Permit - Slide and Wave Pool/Spray Park/Other Aquatic Facility	360.00	360.00	
Recreational Aquatic Facility Operating Permit - Swimming Pool/Bathing Beach	335.00	335.00	
Recreational Aquatic Facility Plan Review - Over 5,000 Sq.Ft.	770.00	770.00	
Recreational Aquatic Facility Plan Review - Up to 5,000 Sq.Ft.	360.00	360.00	
Temporary Residence/Campground Operating Permit	130.00	130.00	
Temporary Residence/Campground Operating Permit (per unit/site)	3.35	3.35	Sliding scale for per unit/site fee for seasonal operation
<b><u>Environmental Health - Other Fees</u></b>			
Copies	0.25	0.25	
Duplicate Rabies Certificates	10.00	10.00	
Electronic Copies of Oversized Files (each additional 10 pages)	10.00	10.00	
Electronic Copies of Oversized Files (up to 10 pages)	20.00	20.00	
Environmental Impact Statement Review			(Where Tompkins County is lead agency, fee assessed as allowed by 6NYCRR 617.7)
Late Application Fee	45.00	45.00	
Refund Requests (within 6 months of receipt)	25.00	25.00	
Sanitary Codes	1.00	1.00	
Waiver/Variance Request	75.00	75.00	
<b><u>Environmental Health - Other Plan Review</u></b>			
Other Engineering Review	160.00	160.00	
<b><u>Environmental Health - Realty Subdivisions</u></b>			
Preliminary Plan Review	400.00	400.00	

<b>Department, Fee Types, and Fees</b>	<b>2015</b>	<b>2016</b>	<b>Notes</b>
Preliminary Plan Review - Add per lot	55.00	55.00	
Realty Subdivision Approval Renewal	200.00	200.00	
Realty Subdivision Development Review	800.00	800.00	
Realty Subdivision Development Review - per lot NYS filing fee	12.50	12.50	
Realty Subdivision Development Review - per lot NYS filing fee (add per lot with individual OWTS)	55.00	55.00	
Realty Subdivision Development Review - per lot NYS filing fee (add per lot with individual water)	35.00	35.00	
<b><u>Environmental Health - Water System Operating and Plan Review</u></b>			
Construction Permit and Plan Review - Community Water System	410.00	410.00	
Construction Permit and Plan Review - Cross-Connection Control	160.00	160.00	
Construction Permit and Plan Review - Cross-Connection Control (add per device)	50.00	50.00	
Construction Permit and Plan Review - Distribution Water Main - 6" or larger <5,000'	300.00	300.00	
Construction Permit and Plan Review - Distribution Water Main - 6" or larger >5,000'	400.00	400.00	
Construction Permit and Plan Review - Non-Community Water System	210.00	210.00	
Construction Permit and Plan Review - Other Water System Modification	160.00	160.00	
Construction Permit and Plan Review - Water Storage Tank > 500,000 gal	230.00	230.00	
Operating - Bottled/Bulk Haulers, Ice Plants	360.00	360.00	
Operating - Community Water System (Groundwater)	185.00	185.00	
Operating - Community Water System (Surface Water)	1,800.00	1,800.00	
Operating - Non-Community Water System	105.00	105.00	
<b><u>Vital Records</u></b>			
Certified Copies, Birth and Death Certificates	30.00	30.00	
<b><u>Highway Division</u></b>			
<b><u>Fees</u></b>			
Annual Maintenance	750.00	750.00	
Contractor U/G Installations (Excavation) (in travelway)	75.00	75.00	
Contractor U/G Installations (out of travelway)	25.00	25.00	plus \$2 per foot
Divisible Hauling	25.00	25.00	
Divisible Load Weight	10.00	10.00	
Driveway Culvert	100.00	100.00	

**Department, Fee Types, and Fees**

	<b>2015</b>	<b>2016</b>	<b>Notes</b>
Driveway or Roadway - Commercial Entrance (Major)	500.00	500.00	
Driveway or Roadway - Commercial Entrance (Minor)	150.00	150.00	
Driveway or Roadway - Subdivision (Major)	500.00	500.00	
Driveway or Roadway - Subdivision (Minor)	150.00	150.00	
Driveway or Roadway - Temporary Access	50.00	50.00	
Driveway Paving	25.00	25.00	
Miscellaneous	100.00	100.00	
Non-Divisible Hauling	100.00	100.00	
O/H Utilities	50.00	50.00	plus \$2 per unit
Phone Booths, Bus Shelters, etc	50.00	50.00	
Signage	25.00	25.00	plus material and labor
Utilities Installations (Bridges/Culverts)	500.00	500.00	

**Information Technology Services****Fees**

GIS - Printed Map 11x17 (Tabloid) (1-4 Copies)	2.50	2.50	per page
GIS - Printed Map 11x17 (Tabloid) (5 or more)	2.00	2.00	per page
GIS - Printed Map 18x24 (Arch C) (1-4 Copies)	6.00	6.00	per page
GIS - Printed Map 18x24 (Arch C) (5 or more)	6.00	6.00	per page
GIS - Printed Map 24x36 (Arch D) (1-4 Copies)	12.00	12.00	per page
GIS - Printed Map 24x36 (Arch D) (5 or more)	12.00	12.00	per page
GIS - Printed Map 36x36 (1-4 Copies)	18.00	18.00	per page
GIS - Printed Map 36x36 (5 or more)	18.00	18.00	per page
GIS - Printed Map 36x44 (Ansi E) (1-4 Copies)	21.00	21.00	per page
GIS - Printed Map 36x44 (Ansi E) (5 or more)	21.00	21.00	per page
GIS - Printed Map 36x48 (Arch E) (1-4 Copies)	24.00	24.00	per page
GIS - Printed Map 36x48 (Arch E) (5 or more)	24.00	24.00	per page
GIS - Printed Map 8.5x11 (Letter) (1-4 Copies)	1.50	1.50	per page
GIS - Printed Map 8.5x11 (Letter) (5 or more)	1.00	1.00	per page
GIS - Private Organization - Custom Work/Consultations	50.00	60.00	per hour
GIS - Private Organization - Digital Data Distribution	50.00	60.00	per hour
GIS - Public or Not-for-Profit Custom Work	25.00	25.00	per hour

**Mental Health Department****Fees**

Brief Psychiatric Assessment	200.00	200.00	
------------------------------	--------	--------	--

**Department, Fee Types, and Fees**

	<b>2015</b>	<b>2016</b>	<b>Notes</b>
Brief Psychotherapy	120.00	120.00	
Continuing Day Treatment (Pay on a sliding scale for those without insurance)	25.00	60.00	Per Day Fee
Crisis 15min/unit	77.50	77.50	
Family Therapy	240.00	240.00	
Family Therapy w/o patient	120.00	120.00	
Full Psychiatric Assessment	240.00	240.00	
Full Psychotherapy	160.00	160.00	
Group Therapy (not Family)	62.00	62.00	
Intake Assessment	200.00	200.00	
Medication Injection	80.00	80.00	
Medication Management Visit	128.00	128.00	

**Planning Department****"Circuit Rider"**

Special project work for local governments	42.00	42.00	per hour (\$21, if Implementing Comp. Plan)
--	-------	-------	---

**Fees**

Copies	0.25	0.25	per page
Maps - 18" x 24" (Arch C)	6.00	6.00	per map
Maps - 24" x 36" (Arch D)	12.00	12.00	per map
Maps - 36" x 36"	18.00	18.00	per map
Maps - 36" x 44" (Ansi E)	21.00	21.00	per map
Maps - 36" x 48" (Arch E)	24.00	24.00	per map
Staff time for file conversion, transfer, and digital storage	48.00	48.00	per hour

**Probation and Community Justice****Fees**

Bad Check Charge	15.00	15.00	
Copies	0.25	0.25	per page
Drug Test Administered (each)	7.00	7.00	
Supervision Fees (sliding scale) max	30.00	30.00	
Surcharge on Criminal Court Restitution Money Paid through Probation	5.00	5.00	%

**Sheriff's Office****Attachment**

Additional levy, each	57.00	57.00	
-----------------------	-------	-------	--

<b>Department, Fee Types, and Fees</b>	<b>2015</b>	<b>2016 Notes</b>
Execute and levy	72.00	72.00
If summons to be served	17.00	17.00 per party
Serve defendant, each	17.00	17.00
<b><u>Civil Arrest</u></b>		
Arrest One Person - If Committed (with Subsequent Discharge)	20.00	20.00 additional
Arrest One Person (Original and two Copies)	57.00	57.00
<b><u>Civil Process</u></b>		
Summons (with or without a complaint), or Subpoena (4 Copies per Party)	17.00	17.00 plus mileage
<b><u>Eviction</u></b>		
"3 day" or "30 day" notices (Three Copies per Party)	17.00	17.00 plus mileage
Eviction/Removal (Original & 4 Copies per Party)	107.00	107.00 plus mileage
Notice of petition & petition (Three Copies per Party)	62.00	62.00 plus mileage
Order for Possession or Writ of Assistance (Original & 4 Copies per Party)	107.00	107.00 plus mileage
<b><u>Execution</u></b>		
Personal Property (Original and 5 Copies)	85.00	85.00 plus mileage
Real Property (Original and 5 Copies)	95.00	95.00 plus mileage
<b><u>Income Execution</u></b>		
Both Stages (Original and 5 copies)	86.00	86.00
First Stage Only (Original and 5 copies)	49.00	49.00
Second Stage Only (Original and 5 copies)	47.00	47.00
<b><u>Income Execution for Support</u></b>		
Serve on Debtor Only (Original and 3 Copies)	32.00	32.00 plus mileage
Serve on Employer Only (Original and 3 Copies)	32.00	32.00 plus mileage
<b><u>Miscellaneous</u></b>		
Amendment	3.00	3.00
Background Checks	10.00	10.00
Copies	0.25	0.25 per page
Dealer Permit	10.00	10.00
Duplicate	5.00	5.00
Fingerprint Fee	10.00	10.00 Per Card
New Pistol Permit Fee	10.00	10.00
Picture Fee for Pistol Permit	3.00	3.00
Picture for Duplicate	3.00	3.00

<b>Department, Fee Types, and Fees</b>	<b>2015</b>	<b>2016</b>	<b>Notes</b>
Pistol Application	1.00	1.00	
Sheriff's Identification	15.00	15.00	
<b><u>Order of Seizure</u></b>			
Each Additional	57.00	57.00	
Execute Against One Party	137.00	137.00	
If Summons to be Served	17.00	17.00	per party
<b><u>Orders (Citations) &amp; Mandates</u></b>			
Orders (Citations) & Mandates (Three Copies per Party)	47.00	47.00	plus mileage
<b><u>Property Execution</u></b>			
Notice to Judgement debtor	62.00	62.00	
Real Property (Original and 5 Copies)	70.00	70.00	plus mileage
Straight/Demand (Original and 5 Copies)	100.00	100.00	plus mileage
Third Party - Financial Institution (Original and 5 Copies)	100.00	100.00	plus mileage
Third Party - Non-Financial institution (Original and 5 Copies)	40.00	40.00	plus mileage
<b><u>Realty Deeds Pursuant to Court Order</u></b>			
Realty Deeds Pursuant to Court Order	67.00	67.00	
Realty Deeds Pursuant to Court Order (each additional Deed)	22.00	22.00	
<b><u>Social Services Department</u></b>			
<b><u>Fees</u></b>			
Attorney Fee	91.90	91.90	per hour
<b><u>Solid Waste Management Divison</u></b>			
<b><u>Annual Fee</u></b>			
Aged & Health Homes	0.02	0.02	per Sq.Ft.
All Others	0.04	0.04	per Sq.Ft.
Colleges	199,856.00	210,061.00	
Recreational & Warehouses	0.02	0.02	per Sq.Ft.
Residential	52.00	55.00	per unit
Seasonal	26.50	27.50	per unit
<b><u>Disposal Fee</u></b>			
Licensed Haulers (per ton)	85.00	85.00	per ton
Residential and Commercial Permit Holders - (per ton)	85.00	85.00	per ton
Residential and Commercial Permit Holders - Flat Rate Tier #1	14.00	14.00	
Residential and Commercial Permit Holders - Flat Rate Tier #2	28.00	28.00	

**Department, Fee Types, and Fees**

	<b>2015</b>	<b>2016 Notes</b>
Residential and Commercial Permit Holders - Flat Rate Tier #3	42.00	42.00
<b><u>Fees</u></b>		
Disposal Coupons (automobiles)	8.00	8.00
Disposal Coupons (SUV/Minivans)	14.00	14.00
Hauler's License Fee (per additional vehicle)	15.00	25.00
Hauler's License Fee (per application)	75.00	100.00
Punch Cards - five 35lb bags	12.00	12.00
Tire Disposal - Each for 10 or less per trip	2.00	2.00 ea
Tire Disposal - per ton	130.00	150.00 per ton
Yard Waste - Scale Fee (per ton)	40.00	45.00 per ton
<b><u>Fines</u></b>		
Illegal Dumping Fine (minimum)	50.00	50.00
Returned Check Fee	20.00	20.00
Uncovered Load Surcharge (first offense)	10.00	10.00
Uncovered Load Surcharge (second offense)	20.00	20.00
Uncovered Load Surcharge (third offense)	40.00	40.00
<b><u>Other</u></b>		
Baskets	0.00	0.00 na
Compost Base	6.00	10.00
Compost Bins	40.00	40.00
Compost Turner	10.00	10.00
Recycling Bin Wheel Kits	11.00	11.00
Recycling Bins (18 Gallon)	8.00	8.00
Recycling Bins (22 Gallon)	12.00	12.00
Tarps	4.00	5.00
<b><u>Permits</u></b>		
Commercial (each additional vehicle)	10.00	10.00
Commercial (First Vehicle)	30.00	30.00
Residential (for 3 years)	15.00	15.00
<b><u>Weights and Measures</u></b>		
<b><u>Fees</u></b>		
Bulk Milk Tank (1,585 gal. Max. cap.)	80.00	80.00
Bulk Milk Tank (793 gal. Max. cap.)	40.00	40.00
Linear Measure (over 39 inches)	8.00	8.00



**Department, Fee Types, and Fees**

	<b>2015</b>	<b>2016</b>	<b>Notes</b>
Linear Measure (up to 39 inches)	4.00	4.00	
Other: Late Fees	50.00	50.00	
Petroleum - Blend Dispensing Pump	40.00	40.00	
Petroleum - Dual Dispensing Pump	40.00	40.00	
Petroleum - Single Dispensing Pump	20.00	20.00	
Scale (15,432 lb. Max. cap.)	140.00	140.00	
Scale (3,307 lb. Max. cap.)	100.00	100.00	
Scale (33 lb. max. cap.) 1st five (5)	20.00	20.00	
Scale (33 lb. max. cap.) additional	10.00	10.00	
Scale (33 lb. max. cap.) retest	10.00	10.00	
Scale (661 lb. Max. cap.)	40.00	40.00	
Scale (661 lb. Max. cap.) retest	20.00	20.00	
Timing Devices (time is basis for charge)	4.00	4.00	
Vehicle Metering System (79 gpm or less)	100.00	100.00	
Vehicle Metering System (over 79 gpm)	120.00	120.00	
Wire and Cordage Measuring Devices	20.00	20.00	



# Tompkins County Contracts by Department

## Airport

<u>Contractor Name</u>	<u>Services Provided</u>	<u>2013</u>	<u>2014</u>	<u>2015</u>	<u>2016</u>
Air Temp	CFR Heating/ Air Conditioning System	2,000	2,000	2,000	3,000
Alpine Systems	MUFIDS Maintenance/Service	3,000	3,000	3,000	3,000
Ames	Cleaning of Shop Rags	900	800	850	850
Auburn Armature	Misc. Electrical/Motor Work in Terminal	4,000	4,000	2,000	2,000
Benefactor	Glycol Sampling Tests	0	1,500	1,200	1,200
Ber National	Security System Software Upgrade	16,000	0	0	0
BerNational Controls	Security System	15,000	10,000	10,000	10,000
Boyd Group	Air Service Development Consultants	0	0	0	20,000
Burris Plumbing	Misc. Plumbing Work	1,500	500	1,000	0
Casella	Trash/Recycling Removal	0	0	0	6,500
Chamberlain Climate Control	Maintenance of Refrigeration Equipment	2,000	1,000	1,000	500
Cindy's Cleaning Service	Terminal Cleaning	120,417	144,768	149,931	152,109
Clarity Connect	Wireless Internet in the Terminal	2,000	2,000	2,000	0
Communique	Advertising/Marketing Consultant & Social M	30,000	30,000	30,000	48,000
Cortland Pump & Equipment	Repair of Fuel Pumps	3,000	1,500	1,500	1,500
Cummins Northeast	Generator Repair	1,000	0	1,000	1,000
Duval	Scott Pak Inspection Test	1,500	1,500	1,000	1,000
Energetix	Drug and Alcohol Testing	350	350	300	300
Ewan Barr	Air Service/Business Development Consultan	5,000	10,000	26,100	50,000
Excelsior Roofing	Repair of CFR Building Roof	1,000	0	0	0
Fairweather Enterprises	Customer Service Reps.	152,421	180,000	194,647	195,070
Functional Communications	Terminal Music	2,011	2,100	2,100	2,100
Gotta Do	Glydol Hauling	0	9,500	10,000	13,000
Grease Busters	Cleaning of Grill Equipment	1,200	0	1,200	1,500
Green Scene	Exterior Landscaping	33,400	33,400	29,400	35,575
Greene's Water Softener Service	Water Softener Service	1,200	1,000	1,000	1,100
Ikon Office Solutions	Photo Copier Maintenance	1,132	0	0	0
Integrated Water Management	Cooling Tower Treatment	1,200	1,200	1,200	1,200

Ithaca Overhead Door	Misc. Door Work	2,000	2,000	1,000	1,000
Life Safety	Terminal Fire Alarm Inspection/Service	0	2,500	2,500	4,000
Life Science Laboratories	Glycol Sampling Tests	1,500	0	0	0
Loomacres	Wildlife & Firearms Training	1,000	1,000	1,100	1,100
Microbac	SPEDES Sampling/Testing	4,500	4,500	5,000	5,000
Modular Mechanical	HVAC Controls	0	20,000	20,000	20,000
Monroe Extinguisher Service	Fire Extinguisher Service & Repair	1,500	1,500	1,500	1,500
Overhead Door	Door Repair/Replacement	2,000	1,500	2,000	2,000
Pasco	HVAC Controls	12,000	3,000	3,000	5,000
RICOH	Photocopier Maintenance	0	1,300	0	0
Ricondo & Associates	Airline Rates Agreement & Support	10,000	5,000	3,000	5,000
Roto Rooter	Misc. Plumbing Work	500	250	250	250
Safety Kleen	Terminal and CFR Oil Water Separator Service	0	9,000	3,000	3,000
SDM Landscaping	Winter Maintenance of Culligan Drive	9,000	7,500	8,000	10,000
Stanley Access Technologies	Door Repair & Replacement	1,000	1,000	1,000	1,000
SwiftTrip	Air Fare Analyzer & Web Hosting	5,300	5,300	5,300	0
The Sparks Electric	Misc. Electrical Work	2,500	2,000	1,500	1,500
Time Warner Cable	CFR Wireless Internet	35,000	0	0	780
Unknown	Canopy Roof Repairs	0	0	0	15,000
Unknown	CFR Roof	65,000	70,000	0	0
Unknown	Marketing/Promoting Airport	60,000	75,000	75,000	75,000
Unknown	Online Training Program Part 139	0	0	1,800	0
Unknown	Website Updates Etc.	4,000	4,000	0	0
WeCare Environmental	Glycol Hauling	9,500	0	0	0
WeCare Waste & Recycling	Trash/Recycling Removal	4,080	4,050	4,000	0
Wenzel Landscaping	Interior Landscaping	3,312	5,400	5,400	5,700
West Fire Systems	CFR Building Fire Alarm Panel	1,000	1,000	1,000	1,000
		<b>635,923</b>	<b>666,918</b>	<b>617,778</b>	<b>708,334</b>

## Assessment Department

<u>Contractor Name</u>	<u>Services Provided</u>	<u>2013</u>	<u>2014</u>	<u>2015</u>	<u>2016</u>
Challenge Industries	Tax Bill Folding	2,200	2,200	0	0
ESRI	Computer Services	3,482	3,022	3,022	3,022
Fountain Spatial	Tax Map Maintenance	0	2,000	2,000	2,000
NYS Office of Real Property Servi	Computer Services	2,100	2,100	2,100	2,100
Systems Development Group	Computer Services	0	0	5,500	6,600

VoiceShot	Automatic Phone Calls	250	250	250	0
		<u>8,032</u>	<u>9,572</u>	<u>12,872</u>	<u>13,722</u>

## Assigned Counsel

<u>Contractor Name</u>	<u>Services Provided</u>	<u>2013</u>	<u>2014</u>	<u>2015</u>	<u>2016</u>
Catalog & Commerce Solutions LI	Maintenance of Database	0	0	0	1,800
CMS Imaging(price includes tone)	Maintenance of Copier	0	550	550	360
		<u>0</u>	<u>550</u>	<u>550</u>	<u>2,160</u>

## Board of Elections

<u>Contractor Name</u>	<u>Services Provided</u>	<u>2013</u>	<u>2014</u>	<u>2015</u>	<u>2016</u>
National Time Sharing Inc.	Maintenance Fee (Registration)	26,000	26,000	26,000	27,695
		<u>26,000</u>	<u>26,000</u>	<u>26,000</u>	<u>27,695</u>

## County Administration

<u>Contractor Name</u>	<u>Services Provided</u>	<u>2013</u>	<u>2014</u>	<u>2015</u>	<u>2016</u>
Alcohol and Drug Council	Rehabilitation Services	0	0	15,000	15,000
Catalog and Commerce Solutions,	Maint. of Electronic Contracts/RFP/Bids Mod	0	0	0	6,000
Catalog and Commerce Solutions,	Maint. of Online Policy Man. Tracking Modul	0	0	0	1,800
Cooperative Extension	Broadcasting, Taping, Web Support	0	26,018	26,018	31,018
Kinney Management	K-Checks Exclusion Screening	0	3,038	3,037	3,245
Local police agencies - various	Public Protection	0	0	51,000	51,000
Multiple Contractors	Translation Services (variable amounts)	0	0	4,000	4,000
Tompkins County Restaurant & T	Public Information/Education	0	0	1,000	1,000
		<u>0</u>	<u>29,056</u>	<u>100,055</u>	<u>113,063</u>

## County Clerk

<u>Contractor Name</u>	<u>Services Provided</u>	<u>2013</u>	<u>2014</u>	<u>2015</u>	<u>2016</u>
Challenge Industries	Digitization of County Records	0	0	0	50,000
FLTG	bunker storage lease	8,640	8,640	8,640	8,640
General Code	Laserfiche service contract	30,518	32,000	36,000	48,500
PropertyInfo	electronic document management system	16,482	16,500	16,500	16,500
Ricoh	copier	2,472	2,500	2,500	2,500
		<u>58,112</u>	<u>59,640</u>	<u>63,640</u>	<u>126,140</u>

## County Office for the Aging

<u>Contractor Name</u>	<u>Services Provided</u>	<u>2013</u>	<u>2014</u>	<u>2015</u>	<u>2016</u>
Better Housing for Tompkins Cou	Home Repairs9027	13,196	13,196	13,196	18,196
Caregivers, StafKings, All Metro, .	Home Care	398,362	303,102	304,169	340,862
Caregivers, StafKings, Redmoon&	Caregiver Respite & Home Care	14,500	14,500	14,500	14,500
Finger Lakes Independent Center	Registry	10,753	10,753	10,753	10,753

Foodnet	Home Delivered Meals	30,887	30,887	30,887	56,742
Foodnet (Cash-In-Lieu Subcontract)	Congregate & Home Delivered Meals	122,000	122,000	122,000	122,000
Foodnet (SNAP Subcontract)	Home Delivered Meals	223,880	223,880	226,607	226,607
Foodnet (Title IIIC 1&2 Contract)	Congregate & Home Delivered Meals	362,832	381,873	400,037	402,762
Foodnet Select	Home Delivered Meals	6,500	6,500	6,500	0
Gadabout	Transportation	4,605	5,600	5,600	5,600
Hospicare	Care Transition	1,184	2,400	0	0
Human Services Coalition	New York Connects	0	0	0	5,000
Legal Aid of Western New York	Legal Services	5,359	5,359	5,359	5,359
Lifelong	Health Insurance Counseling	17,540	17,540	15,891	24,234
Lifelong	Northside/Southside Program	9,423	9,423	9,423	10,365
Lifelong	Senior Walks	1,498	1,736	1,736	1,736
Lifelong (Previously Senior Citizens)	Senior Circle Newsletter	10,823	10,823	10,823	10,823
TC Department of Social Services-	Long Term Care Unit Case Management	0	95,863	95,863	95,863
TC Department of Social Services-	I & A and Options Counseling	0	0	0	53,867
Visiting Nurses Service	Care Transition	1,183	7,199	0	0
		<b>1,234,525</b>	<b>1,262,634</b>	<b>1,273,344</b>	<b>1,405,269</b>

## District Attorney

<u>Contractor Name</u>	<u>Services Provided</u>	<u>2013</u>	<u>2014</u>	<u>2015</u>	<u>2016</u>
Earthlink Business	City Court phone	0	360	360	360
Staples	office supplies	0	3,500	3,500	3,500
Susan Nicholas Miller	Grand Jury stenography	0	18,000	18,000	18,000
West Group	computer-aided legal research	0	7,500	7,500	7,500
		<b>0</b>	<b>29,360</b>	<b>29,360</b>	<b>29,360</b>

## Emergency Response

<u>Contractor Name</u>	<u>Services Provided</u>	<u>2013</u>	<u>2014</u>	<u>2015</u>	<u>2016</u>
AK Associates	911 phone system maintenance	0	0	0	24,720
Brite	CAD Support	6,000	7,200	7,200	8,000
D.D.T.I.	Support for ESRI mapping	0	12,000	12,000	0
ESRI	CAD Support	6,178	8,400	8,400	10,000
Finger Lakes Communication	Support - Logging recorder	0	0	0	9,120
IBM/Hughes Software	AS400/CAD Server Support	0	200	200	0
Intrado	E911 Phone System Support	43,950	18,000	18,000	0
Meteorlogix	Weather monitoring	1,900	2,000	2,000	2,400
Motorola	Radio System/Microwave	712,500	694,161	694,161	665,000
Priority Dispatch	EMD Support	3,003	3,000	3,000	3,600

Spillman	Computer Aided Dispatch/Mobile Data	0	135,500	135,500	139,565
Spillman	Hiplink	0	17,639	17,639	17,395
Time Warner Cable	Back up connections	2,500	2,500	2,500	2,600
United Radio	Paging System	31,920	29,000	29,000	29,000
UPS System	911 Center UPS System	6,000	6,000	6,000	3,600
VM WARE	CAD Support	3,498	0	0	0
Wilmac Corp.	Support - Logging recorder	6,800	8,100	8,100	0
		<b>824,249</b>	<b>943,700</b>	<b>943,700</b>	<b>915,000</b>

## Facilities Division

<u>Contractor Name</u>	<u>Services Provided</u>	<u>2013</u>	<u>2014</u>	<u>2015</u>	<u>2016</u>
Access Lifts & Ramps, Inc.	Access Lift Maintenance Service	940	940	940	940
ALSCO	Fire Retardant Safety Clothing Rental	1,404	1,430	1,610	1,460
Ames Linen	Health Dept Mat Rental & Cleaning Service	2,045	2,080	2,080	2,080
Andre Petroleum	Fuel Oil Vendor	3,500	0	0	0
Bolton Point, Village of Lansing, C	Water/Sewer	58,300	68,000	85,000	86,000
Casella (formerly WeCare Waste & Recycling)	Recycling	2,100	2,340	2,380	3,880
Casella (formerly WeCare Waste & Recycling)	Trash/Rubbish Disposal	10,080	9,840	10,030	15,630
Center Ithaca - TTH Associates	Assigned Council Rent	12,170	12,540	12,920	12,920
Center Ithaca - TTH Associates	Day Reporting/Probation Drug Court Rent	84,796	0	0	0
City and Town of Ithaca	Taxes, Sidewalk Assessment Fees	1,020	1,020	9,920	10,100
City of Ithaca	Rent for 18 parking spaces @ W. State Street	9,990	9,990	11,375	12,100
City of Ithaca	Stormwater Sewer Fees	0	0	9,000	9,000
Davis-Ulmer	Fire Sprinkler System Testing & Inspection	7,710	7,840	7,840	7,840
Facility Results	Electrical Arc Flash Hazard Consulting Service	0	85,000	0	0
G&H Fire Extinguisher	Fire Extinguisher Service	2,300	2,300	2,300	2,000
Hancock Plaza Real Estate	DMV Rent	60,720	61,936	62,545	63,800
Haylor, Freyer, & Coon, Inc.	Property & Boiler Insurance	148,860	151,850	171,245	160,000
Hillyard/Sansolutions/Sanico/Ri	Cleaning Supplies, Paper Products & Ice Melt	45,000	45,000	45,000	45,000
Infor Global (Previously: Datastre	Infor EAM Technical Support	1,500	1,500	1,500	3,940
Integrated Water Management	Water Treatment Service (Boilers & Cooling T	3,040	3,040	3,040	5,220
Irish. LLC	Human Rights Rent	26,937	28,014	28,855	29,600
Johnson Controls	Controls Service Contract/M&V Reporting	66,290	74,315	74,713	84,951
Misc. Service Contracts	Service Contracts	17,000	7,865	6,662	6,652
NYSEG/Direct Energy	Natural Gas Utilities Vendors	273,300	180,000	200,000	220,000
NYSEG/Integrus	Electric Utilities Vendors	590,000	580,000	551,100	515,720
Pat Cozzarin Pest Management	Pest Management	725	725	900	1,500

Penn Power Systems	Emergency Generator Maintenance	3,745	3,810	3,810	4,020
Schug Realty, LLC	Board of Elections Rent	46,057	44,075	44,075	44,080
Solar Liberty	Solar Panel Equipment Leases	14,280	14,280	14,280	14,280
SunPower Systems	Library Solar Panel Annual System Testing &	2,860	2,840	2,840	4,030
TBD	Annual Life/Safety Inspections	2,500	2,500	2,500	2,500
Thyssen Krupp Elevator Corp.	Elevator Maintenance Service	17,260	17,690	17,910	16,060
Timberline	Timberline Cost Accounting Service Plan	1,185	1,185	1,185	2,560
Various Materials & Supplies Ven	Materials & Supplies Vendors	185,000	225,400	180,000	260,000
West Fire Systems	Fire Alarm System Testing & Inspection	6,800	7,240	7,240	7,090
West Fire Systems	Fire Alarm/Security Central Monitoring Servi	516	520	520	3,072
Workplace Safety & Health Comp	Lockout/Tagout Consulting Services	0	10,000	10,000	0
		<b>1,709,930</b>	<b>1,667,105</b>	<b>1,585,315</b>	<b>1,658,025</b>

## Finance Department

<u>Contractor Name</u>	<u>Services Provided</u>	<u>2013</u>	<u>2014</u>	<u>2015</u>	<u>2016</u>
Catalog & Commerce Solutions, L	Maintenance agreement for Contract/Bid/RFI	0	0	0	6,000
CIASCHI, DIETERSHAGEN, LIT.	Auditing	59,000	59,000	80,571	100,571
JACK VENESKY	Cost Allocation	3,400	3,400	3,600	3,600
SUNGARD PENTAMATION, INC	Computer Services	25,000	22,000	22,500	20,500
SYSTEMS EAST	Tax Collection Software maintenance agreeme	5,950	9,550	9,550	9,550
WILLIAMSON	Town Tax Collection Software maintenance ag	2,750	3,500	4,500	4,500
		<b>96,100</b>	<b>97,450</b>	<b>120,721</b>	<b>144,721</b>

## Health Department

<u>Contractor Name</u>	<u>Services Provided</u>	<u>2013</u>	<u>2014</u>	<u>2015</u>	<u>2016</u>
Accela	Software Maintenance Agreement	0	16,000	17,000	21,209
All Ears Hearing	Hearing Consultant/Evaluations	200	200	200	200
Bangs Ambulance/Tompkins Cou	Removals	90,000	90,000	74,000	89,100
BeyondNow Technologies, Inc./C	Software Maintenance	17,234	6,250	0	0
BioServ	Medical Waste Disposal	1,200	900	900	800
Birnie Bus/Ithaca City School Dis	Transportation - Preschool Special Ed	500,000	500,000	650,000	725,000
Birnie Bus/Parent	Transportation - Early Intervention	10,000	10,000	10,000	10,000
Cayuga Medical Center at Ithaca &	Radiology, Consulting, Rabies Rx, Lab, etc.	45,000	86,000	68,200	68,200
CDD Lab	STD Labs	25,000	25,000	25,000	2,000
CMA, J. Venesky, & others TBD	TBMD, Interpreter, Indirect Cost, Med Rec, etc	16,658	19,003	16,003	6,000
Core Solutions	Software Maintenance (Electronic Health Recc	0	12,000	17,292	18,802
Cornell Cooperative Extension of	Lead Education	7,500	7,500	7,500	7,500
Cornell Cooperative Extension of	Radon Grant	5,261	5,420	5,585	6,000

Cornell University	Work Study Program	0	2,000	0	0
Dryden Family Practice	Medical Examiner	34,362	34,947	35,646	36,366
Early Intervention Service Provider	Early Intervention Services	1,500,000	1,500,000	845,000	845,000
Ecospect, Cayuga Medical Center	Lead Testing	1,290	1,800	1,800	1,800
Hearing Officer, Robert Spitzer	Hearings	1,520	1,520	1,520	1,520
McCarthy & Conlon, LLC	Mcaid Cost Rept-D&TC, LHCSA Statistical Cc	6,000	6,000	4,000	10,000
Microbac NY/Community Science	Environmental Lab Services	4,000	4,560	4,560	5,165
Our Lady of Lourdes/Twin Tier F	Autopsies/Forensic Labs - shared\$\$	75,000	75,000	60,000	75,900
Planned Parenthood of Tompkins	STD Clinic	118,981	120,000	122,749	95,779
Pre-school Service Providers	Pre-school Services	4,250,000	4,250,000	3,900,000	4,675,000
Property Info	Software Vendor/Vital Records	0	17,000	1,000	1,000
TBD	Expanded Peer Counselors	14,100	14,100	4,600	16,500
TBD	Program Consulting Services	1,200	0	0	0
TBD	Subregistrar	100	100	100	0
TBD	Tobacco Grant	7,000	0	0	0
Tompkins County	Maintenance in Lieu of Rent	61,875	61,875	61,875	68,632
Tompkins County	Maintenance in Lieu of Rent	35,710	34,158	34,158	34,158
Tompkins County	Maintenance in Lieu of Rent	13,124	13,124	13,124	13,124
Tompkins County	Maintenance in Lieu of Rent	664	664	664	664
Tompkins County	Maintenance in Lieu of Rent	23,766	23,766	23,766	23,766
Tompkins County	Maintenance in Lieu of Rent	0	1,252	1,554	1,554
Tompkins County	Maintenance in Lieu of Rent	1,844	1,844	1,844	1,844
Tompkins County	Maintenance in Lieu of Rent	34,786	34,786	34,786	28,029
Tompkins County SPCA	Rabies Program	11,398	11,398	11,398	11,398
Various Churches/Community C	WIC Leases	2,400	2,400	2,400	4,200
Various Laboratories	Forensic Labs	20,000	20,000	16,000	0
		<b>6,937,173</b>	<b>7,010,567</b>	<b>6,074,224</b>	<b>6,906,210</b>

## Highway Division

<u>Contractor Name</u>	<u>Services Provided</u>	<u>2013</u>	<u>2014</u>	<u>2015</u>	<u>2016</u>
(6) Town Highway Departments	Snow & Ice Removal on Cty.Rds.	275,000	431,000	600,000	665,000
Airgas East	Cylinder Lease	1,500	1,800	1,800	2,500
ArcView	GIS Software (w/Planning)	450	450	450	450
Atlantic Testing	Pavement Soil Testing	500	500	500	500
Bid Item - Highway Striping	Pavement Markings	115,000	135,000	135,000	135,000
CarteGraph	Sign Program Maintenance	2,600	5,051	5,482	5,482
CME Associates, Inc.	Pavement Soil Testing	500	500	500	500



Cummins Northeast, Inc.	Electronic Support for Diesel Engines	600	600	600	600
DiKat, Inc.	Traffic Light Maintenance	0	0	0	12,000
Energetix	Drug/ Alcohol Testing	1,275	1,275	1,400	1,400
Fleetmax	Maintenance Support for Parts Program	1,000	1,000	1,000	750
Safety Kleen Corp.	Waste Oil Pickup	1,800	1,800	1,800	1,800
Sage Software, Inc.	Maintenance - Timberline job cost system	1,185	1,185	0	0
Sanford & Burtis	Fire Extinguisher Inspection	1,000	1,000	1,000	1,000
SEFAC	Lift Inspections	695	695	695	1,000
SignCad	Maintenance of Software	950	950	950	950
SJB Services	Pavement Soil Testing	500	500	500	500
Syn-Tech Systems	Fuel System Computer Back-up	1,250	1,250	1,250	1,250
Syracuse Signal	Traffic Light Maintenance	6,000	8,400	12,000	0
The Computing Center	Fax & Printer Maintenance	200	200	200	200
Town of Ulysses	Roadside Mowing	8,000	8,000	8,000	8,000
Unifirst	Uniform Rental/Cleaning	5,600	5,600	5,800	5,800
		<u>425,605</u>	<u>606,756</u>	<u>778,927</u>	<u>844,682</u>

## Information Technology Services

<u>Contractor Name</u>	<u>Services Provided</u>	<u>2013</u>	<u>2014</u>	<u>2015</u>	<u>2016</u>
AllMode	Shoretel Maintenance	8,875	34,000	17,700	30,000
ARIN	Maintenance	0	0	0	100
BMC	Technical Support TrackIt	2,156	2,188	2,483	2,800
BSI	HR/Payroll S/W Maintenance	4,650	4,650	4,650	4,000
Catalog & Commerce	Website Maintenance	0	12,000	12,000	12,600
Clarity Connect	Redundant Internet Connection	0	4,200	4,200	4,200
Computing Center	CISCO (ASAFirewall) maintenance	2,979	3,079	3,079	0
Computing Center	Citrix Maintenance Renewal	2,625	2,625	2,625	0
Computing Center	CommVault Maintenance Renewal	15,500	13,964	13,964	11,500
Computing Center	Maintenance Red Hat Linux (warranty expired)	0	0	0	1,000
CTI Group	Maintenance Proteus	870	884	884	1,000
Dell (Symantec)	Maintenance Renewal	5,525	0	0	0
Earthlink Cloud	Xdefender Maintenance	5,000	0	0	0
Emerson Power	Maintenance	0	3,472	3,472	3,600
ESRI	Maintenance Renewal ArcGIS	8,242	9,450	8,978	14,890
Fingerlakes Technology Group	Dark Fiber	0	0	0	27,507
General Code	Affinity Maintenance (Laserfiche)	0	1,320	1,320	0
GeoTrust	Certificate Renewal	350	0	0	150

GWAVA - SHI	Maintenance	0	4,173	4,173	0
Help Systems	License Renewal Intermapper	594	657	657	1,000
Infor	Lawson HR/Payroll Maintenance	42,757	47,449	47,449	47,400
Infor	Maintenance Learning Accelerator	2,558	2,496	2,496	2,800
Infor	Maintenance Smart Office	4,995	3,530	3,530	6,300
Integrated Systems	Maintenance Aruba Software	0	900	900	2,400
Latitude GEO	Maintenance GIS software	3,700	3,700	3,700	3,700
Lynx	Maintenance NetApp	0	10,270	10,270	6,000
Lynx	Maintenance VMWare	3,498	11,480	12,190	14,000
Lynx (FAS2020 Maintenance)	Maintenance	6,200	0	0	0
Mercury Networks	Maintenance (Cymphonics)	3,734	5,678	0	0
Microsoft	Office 365	0	0	0	15,000
NetMotion Wireless	Maintenance	0	0	0	1,200
NotifyLink	Maintenance	240	0	0	0
Novell Groupwise	Maintenance	15,000	13,544	13,544	0
QQEST Infinisource	TimeForce Maintenance	0	4,320	4,320	4,500
Schneider Electric	UPS Maintenance	0	3,100	3,100	3,400
SHI	Maintenance SOPHOS	0	0	5,195	5,200
		<b>140,048</b>	<b>203,129</b>	<b>186,879</b>	<b>226,247</b>

### Ithaca-Tompkins County Transportation Council

<u>Contractor Name</u>	<u>Services Provided</u>	<u>2013</u>	<u>2014</u>	<u>2015</u>	<u>2016</u>
Caliper Corporation	TransCAD technical support	0	1,500	0	2,000
Caliper Corporation	TransCAD Technical support	1,500	0	2,000	0
		<b>1,500</b>	<b>1,500</b>	<b>2,000</b>	<b>2,000</b>

### Legislature

<u>Contractor Name</u>	<u>Services Provided</u>	<u>2013</u>	<u>2014</u>	<u>2015</u>	<u>2016</u>
Accela, Inc.	Maintenance agreement for Legis. Mgt. Software	18,000	18,000	18,000	18,000
Accela, Inc.	Software module for Advisory Board Appointment	0	0	0	3,200
		<b>18,000</b>	<b>18,000</b>	<b>18,000</b>	<b>21,200</b>

### Mental Health Department

<u>Contractor Name</u>	<u>Services Provided</u>	<u>2013</u>	<u>2014</u>	<u>2015</u>	<u>2016</u>
ALCOHOL AND DRUG COUNCIL	EDUCATION, REFERRAL AND CLINIC SERVICES	0	368,683	368,683	375,292
ALICE DAMP (CENTRAL NY SERVICES)	UTILIZATION REVIEW (MANDATED REVIEW)	8,008	8,008	8,580	0
AUGUSTE DUPLAN (CAYUGA COUNTY)	CONTRACTUAL CHILD PSYCHIATRIC SERVICES	91,000	91,900	82,202	85,490
CATHOLIC CHARITIES	ADVOCACY AND COORDINATION OF SERVICES	0	4,870	4,870	5,106
CAYUGA ADDICTION RECOVERY	RESIDENTIAL SERVICES, EDUCATION, REHABILITATION	0	948,158	1,023,158	1,101,534

CHALLENGE WORKFORCE SOI	EMPLOYMENT SERVICES FOR MENTALLY	0	607,607	607,607	617,492
CIASCHI, DIETERS-HAGEN, LIT	ANNUAL CONSOLIDATED FISCAL REPOR	4,000	4,000	4,500	4,500
CORE SOLUTIONS	Electronic Health Record Costs	0	0	0	79,660
FAMILY AND CHILDRENS SER	CHILDREN'S CRISIS, RESPITE, ADVOCACY	0	160,389	266,336	270,012
FRANZISKA RACKER CENTERS	SINGLE POINT OF ENTRY COORDINATION	0	292,566	322,517	583,236
GADABOUT	TRANSPORTATION SERVICES	3,600	3,600	3,600	3,600
Info Mgmt Associates	Contractual Billable Services Quarterly	53,350	0	0	0
INFORMATION MANAGEMEN	BILLIABLE SERVICES FOR EMR	0	5,000	6,000	0
INFORMATION MANAGEMEN	MONTHLY FEE FOR ELECTRONIC MEDICA	0	51,600	51,600	0
ITHACA YOUTH BUREAU	RECREATION SERVICES FOR THE DEVELC	0	136,334	136,334	136,334
LAKEVIEW MENTAL HEALTH	HOUSING (SUPPORTED AND COMMUNIT	0	866,510	920,233	980,002
MENTAL HEALTH ASSOCIATIC	ADVOCACY, INFORMATION AND REFERE	0	380,407	380,407	390,039
NPP	Contractual Nurse Practitioner -- Psychiatry	36,400	0	0	0
RESCUE MISSION	SHELTER SERVICES FOR MENTALLY ILL H	0	0	64,033	65,381
ROBERT MENDOLA (CENTRAL	CONTRACTUAL PSYCHIATRIC SERVICES	25,168	22,880	31,460	31,460
SHREDDING SERVICES	VENDOR NOT SPECIFIED	1,500	1,500	1,500	1,500
SUICIDE PREVENTION AND CF	EDUCATION, CRISIS SERVICE, REFERRAL	0	173,309	173,309	202,353
TST BOCES	SUBSTANCE ABUSE PREVENTION AND EI	0	105,291	105,291	106,173
UNITY HOUSE	HOUSING (SUPPORTED) FOR THE MENTA	0	0	112,115	192,536
		<b>223,026</b>	<b>4,232,612</b>	<b>4,674,335</b>	<b>5,231,700</b>

## Office of Human Rights

<u>Contractor Name</u>	<u>Services Provided</u>	<u>2013</u>	<u>2014</u>	<u>2015</u>	<u>2016</u>
IKON Office Solution	Rental of Canon Copier	844	844	0	0
		<b>844</b>	<b>844</b>	<b>0</b>	<b>0</b>

## Personnel Department

<u>Contractor Name</u>	<u>Services Provided</u>	<u>2013</u>	<u>2014</u>	<u>2015</u>	<u>2016</u>
Catalog & Commerce	New Online Application Software	7,500	5,700	5,700	5,700
Roemer Wallens Gold and Mineat	Attorney Services Negotiations	0	30,000	30,000	30,000
TC3.biz	Core Supervisory Training/ Computer/Work	0	70,000	69,300	81,180
TC3.biz	Smart Work Training	40,000	28,000	27,720	27,720
		<b>47,500</b>	<b>133,700</b>	<b>132,720</b>	<b>144,600</b>

## Planning Department

<u>Contractor Name</u>	<u>Services Provided</u>	<u>2013</u>	<u>2014</u>	<u>2015</u>	<u>2016</u>
Community Science Institute	Preliminary/Planning Studies	25,250	25,250	25,250	25,250
Consultants-various	Preinary/Planning Studies	0	0	25,000	4,650
Cornell Cooperative Extension of	Preliminary/Planning Studies	19,100	10,000	0	0

Cornell University - intern	Preliminary/Planning Studies	30,000	0	0	1,875
County Highway and Lansing Hi	Construction Services	88,000	88,000	0	0
EcoVillage	Preliminary/Planning Studies	108,726	71,730	0	0
ESRI	Computer Services	5,100	6,300	3,000	3,000
Federal Emergency Management	Grant Funds	-88,000	-88,000	0	0
Forester	Forest management	15,000	15,000	15,000	15,000
NYS Dept of Ag and Markets	Grant Funds	-27,600	-19,300	0	0
NYS Emergency Management Off	Grant Funds	-5,000	0	0	0
NYS OPRHP	Grant Funds	-20,000	-40,000	-40,000	-40,000
Planning consultants - various	Preliminary/Planning Studies	0	47,523	0	0
Planning Consultants - various	Preliminary/Planning Studies	15,000	0	20,000	30,000
Snowmobile Clubs - various	Snowmobile Trail Maintenance	20,000	40,000	40,000	40,000
Soil and Water Conservation Dist	Flood Mitigation Projects	25,000	25,000	25,000	25,000
US Environmental Protection Age	Grant Funds	-110,895	-75,819	0	0
		<b>99,681</b>	<b>105,684</b>	<b>113,250</b>	<b>104,775</b>

## Probation and Community Justice Department

<u>Contractor Name</u>	<u>Services Provided</u>	<u>2013</u>	<u>2014</u>	<u>2015</u>	<u>2016</u>
Alcohol & Drug Council of Tompl	Client Services	2,600	2,600	2,600	2,860
BI, Inc.	Client Services	500	500	0	0
BOCES	Client Services	17,160	17,160	17,160	17,160
BOCES	Client Services	17,160	17,160	17,160	17,160
Cornell Cooperative Extension of	Client Services	2,600	2,600	2,600	2,600
Cornell Cooperative Extension of	Client Services	2,600	2,600	2,600	2,600
IPPC/Vendor to be determined by	Client Services	1,230	1,830	1,230	675
Secure Alert (SA)	Client Services	33,870	24,000	19,000	18,000
Various staff members	Administrative Services	120	120	120	120
		<b>77,840</b>	<b>68,570</b>	<b>62,470</b>	<b>61,175</b>

## Sheriff's Office

<u>Contractor Name</u>	<u>Services Provided</u>	<u>2013</u>	<u>2014</u>	<u>2015</u>	<u>2016</u>
	GPS Unit	600	600	600	600
Comnetix		3,400	3,400	3,400	3,400
Direct Page	paging	200	200	200	200
Intellicam		300	300	300	300
LexisNexis		600	600	600	600
Linstar		2,200	2,200	2,200	2,200
Meggitt	Pending Firearms Simulator	0	2,476	2,476	2,476

Softcode		6,000	6,000	6,000	6,000
Visual Staff Scheduler	Scheduling program	400	400	400	400
		<u>13,700</u>	<u>16,176</u>	<u>16,176</u>	<u>16,176</u>

## Sheriff's Office - Jail

<u>Contractor Name</u>	<u>Services Provided</u>	<u>2013</u>	<u>2014</u>	<u>2015</u>	<u>2016</u>
Black Creek	Software maintenance	11,500	11,500	11,500	12,690
Comnetix	Software maintenance	3,500	3,500	3,500	3,500
		<u>15,000</u>	<u>15,000</u>	<u>15,000</u>	<u>16,190</u>

## Social Services Department

<u>Contractor Name</u>	<u>Services Provided</u>	<u>2013</u>	<u>2014</u>	<u>2015</u>	<u>2016</u>
Arpi Houviguimian	Clinical Supervision	2,200	2,200	2,200	2,200
Ber-Nat'l	Preventive Maintenance (Security System)	5,245	5,783	8,595	8,000
Catholic Charities	CPS Mentoring	41,000	41,000	41,000	41,000
Catholic Charities	Samaritan Center	34,104	34,104	34,104	34,104
Catholic Charities	STEHP	17,772	27,772	60,483	0
CBC Innovis	Credit Bureau	600	600	600	1,000
Challenge Industries	Non-Custodial Parent Employment	0	0	0	40,000
Child Development Council	Child and Family Development	114,530	114,540	114,540	114,540
Child Development Council	FAR Public-Private Partnership	0	0	101,031	101,031
Child Development Council	In-home Daycare Quality Improvement	28,016	28,016	28,799	28,799
Child Development Council	Provider Recruitment, Training, and Developm	83,432	83,432	83,432	83,432
Child Development Council	Provider Registration/Inspections/Investigati	113,139	113,139	113,139	113,139
Child Development Council	Teen Pregnancy and Parenting Program (TP3)	53,000	53,000	53,000	61,800
CLEAR	Online investigations resources	0	0	2,400	3,000
Coop Ext	Facilitated Parenting Time	19,500	19,500	26,000	26,000
Coop Ext	Food Stamp Nutrition Education	225,000	145,338	0	0
Coop Ext	Parenting Education	26,831	26,831	0	0
Cooperative Extension	Parenting Education (COPS)	0	0	26,831	26,831
Cooperative Extension	Prevention and Family Recovery	0	0	29,850	24,500
Davelle / Wms Office Machines	Office equipment repair	0	0	250	0
Dr. Felch	Medical Consultation	1,200	0	0	0
Dr. Klepack	Local Professional Director	1,471	1,515	1,545	1,545
Empire Interpreting	Interpreter Services	1,800	1,800	2,500	0
Family and Children's Services	Dispositional Alternatives Program (DAP)	250,781	250,781	250,782	250,782
Foodnet	Home-Delivered Meals	67,000	60,000	50,000	45,000
Gadabout	Medical transportation	15,000	0	0	0

Glove House	Detention Respite	0	0	0	60,225
Human Service Coalition	Prevention and Family Recovery	0	0	19,938	0
Human Services Coalition	STEHP	8,424	8,424	16,848	10,716
IBM	Maintenance agreement for network file serve	850	0	0	0
LabCorp	Paternity Testing	10,200	10,200	12,000	12,000
Language Line	Information Service Provider	700	700	700	0
Learning Web	Life Skills (Independent Living)	64,834	64,834	64,834	64,834
Learning Web	STEHP	72,625	70,625	70,625	76,903
Lexis/Nexis	AccurInt online credit ck/skip tracing	1,680	1,800	1,800	3,500
Liberty Resources	Mental Health	44,029	44,029	44,029	43,507
Liberty Resources	MST Contingency Mgmt (STSJP)	16,340	16,340	16,340	0
Liberty Resources	Multi-Systemic Therapy	186,202	186,202	186,202	186,724
North Creations Consulting	HMIS Hosting and Reporting Services	0	0	10,000	10,716
Pritchard's Auto	Fleet vehicle cab cleaning	1,350	1,350	3,600	3,000
Racker Center	Family Resolutions Project	51,500	51,500	51,500	51,500
Red Cross	Outreach, Prevention, Friendship Center	103,816	103,816	0	0
Red Cross	STEHP	72,625	70,625	0	0
Rescue Mission	Outreach, Friendship Center	0	0	51,078	51,078
Rescue Mission	STEHP	0	0	101,849	101,849
Ronald McDonald House	Medical transportation (lodging)	590	590	0	0
Shella Chace	Kinship Training Co-leader	350	0	0	0
t.b.d.	Accountant: Single Audit	13,000	13,000	13,000	13,000
t.b.d.	Foster Parent Recognition Dinner	1,000	1,000	1,000	1,000
TALX Corp	Employment Database cross-checks	1,800	1,800	1,800	0
tbd	Copier leases	0	0	9,000	0
tbd	Copier Maintenance/supplies	24,192	25,852	15,000	0
TC COFA	HEAP Administration	22,363	22,363	22,363	22,363
TC COFA	HEAP Early Mail Out	11,281	11,281	11,281	11,281
TC Probation	Electronic Monitoring	0	0	0	4,232
TC Probation	Electronic Monitoring (STSJP)	4,232	4,232	5,000	0
TC Probation	Sr & 2 P.O.s for Youth Preventive Services STS	24,516	0	0	0
TC Probation	Sr P.O., 2 P.O.s for Youth Preventive Services	237,538	269,963	262,418	258,316
TC Probation	SWAP	38,857	40,025	38,945	38,348
TC Public Health	Early Intervention	165,200	130,427	130,427	135,000
TC3	Continuing Education	62,825	63,000	68,473	68,473
TCAT	Medical transportation	70,000	0	0	0

The Advocacy Center	After-hour shelter staffing	17,472	17,472	17,472	17,472
The Advocacy Center	Child Sexual Abuse Project	53,925	53,925	53,925	53,925
The Advocacy Center	Knowledge is Power	25,000	25,000	25,000	25,000
The Advocacy Center	Non-residential Domestic Violence Services	64,406	64,406	64,406	64,406
Tompkins Community Action	Primary School Family Support	85,751	85,751	85,751	85,751
Tompkins Community Action	STEHP	97,267	134,643	101,849	165,522
Various	Kinship Training Co-leader	350	700	700	500
various ASL interpreters	Interpreter Services	2,000	2,000	2,000	0
various foster parents	Foster Finder fees	300	300	300	300
various foster parents	MAPP/GPS Co-leaders	2,000	2,000	2,000	2,000
various professionals	Psychological Evaluations	50,000	50,000	50,000	50,000
various providers	birth certificates	766	766	1,000	1,000
various providers	Court Reporters	500	500	500	500
various providers	Homemaker Services	5,000	5,000	5,000	5,000
various providers	Medical transportation - fuel	17,116	0	0	0
various providers	Summons Service	13,382	13,382	14,000	14,000
various providers	Transport services - non-medical	22,000	22,000	22,000	22,000
Venesky & Assoc CPA	Accountant: Revenue Maximization	10,000	10,000	10,000	10,000
Verizon	Cellphones	11,519	10,080	1,159	10,935
Verizon	Wireless Internet access	4,800	6,239	4,800	13,640
WEX	Fuel for fleet and rental vehicles	0	0	24,000	16,000
William George Agency	Therapeutic Day Program	366,033	366,033	366,033	366,033
William George Agency	Youthful Sex Offender Evaluations	6,000	6,000	0	0
YAP	Youth Advocacy Program	317,536	317,536	317,536	298,108
YAP	Youth Advocacy Program (STSJP)	0	0	0	85,219
YAP	Youth Advocacy Program (STSJP)	19,428	19,428	0	0
YAP	Youth Advocacy Program - Livable Wage	0	0	0	48,552
		<b>3,607,091</b>	<b>3,436,490</b>	<b>3,430,562</b>	<b>3,591,131</b>

## Solid Waste Management Division

<u>Contractor Name</u>	<u>Services Provided</u>	<u>2013</u>	<u>2014</u>	<u>2015</u>	<u>2016</u>
Art Departement	Graphic Design	0	1,500	2,850	2,450
Assessment	Solid Waste Annual Fee Assistance	27,000	27,500	28,000	28,500
Barton & Logudice	Closure monitoring	15,000	16,500	17,000	12,000
Barton & Logudice	Engineering Assistance for New Well	0	0	10,500	0
Barton & Logudice	RSWC Miscellaneous	21,800	6,000	9,000	4,500
Casella	Food Scraps Pilot Collection	16,000	56,200	126,896	105,672

Casella	Recycling and Solid Waste Center	138,663	1,052,005	689,407	697,532
Casella	Recycling Collection	967,204	1,030,381	1,061,737	1,023,801
Casella	Transfer, Haul & Disposal	967,480	950,208	1,079,032	990,768
Cayuga Compost	Food Scraps Collection	147,500	121,110	207,185	112,500
Challenge Industries	Department paper shredding	15,360	13,778	15,984	19,238
Chamber of Commerce	ReBusiness Program Promotion	2,500	2,500	2,500	1,000
City of Ithaca	In lieu of taxes	31,000	32,700	39,500	38,670
Clean Harbors Inc.	HHW collection events	91,300	79,000	85,580	98,100
Constant Contact	Email consultation	1,800	1,800	1,000	1,000
Cooperative Extension	Home Composting Assistance	52,550	47,295	47,295	49,295
Cornell Waste Management Initia	Compost Operation Technical Assistance	3,750	3,500	7,000	5,000
Crystal Rock Water	Monthly service	1,460	1,800	2,200	2,100
Data Momentum	FingerLakes Buy Green Website	1,250	900	950	950
Data Momentum	HHW upgrade website online registration	500	500	500	500
Data Momentum	Recycle Tompkins website-applications	2,800	9,000	8,500	3,500
Davis Ulmer	Fire alarm inspection/testing	1,465	372	2,245	1,946
Finance	SWAF	25,098	25,500	25,500	25,801
Fingerlakes Reuse Center	Operation of Reuse Center	125,700	113,130	123,130	127,130
FL Environmental Film Festival	Waste Reduction Film	2,250	0	0	500
Flourish Design	Various graphic design	0	3,000	4,750	4,550
G & H Extinguishers	Annual Fire Extinguisher Service	200	95	110	110
GreenScene	Plowing and landscaping	21,315	23,446	21,500	22,150
ISI	Weigh scale software maintenance	2,700	1,875	1,900	1,900
Ithaca Wastewater Treatment	Leachate treatment	14,987	11,405	13,760	7,636
ITS	Computer cleaning & maintenance	4,400	4,250	4,000	5,400
J Wood	Attorney fees	25,000	25,000	25,500	25,500
Johnson Controls	HVAC Service Agreement	5,000	0	3,600	3,600
Mailbox	Brochures	5,500	0	3,800	3,440
ScienceCenter	Sustainability Corner	2,500	2,500	2,500	2,500
Significant Elements	Reuse Promotion	0	0	0	5,000
TC Facilities	HHW heating system maintenance	140	140	140	0
TC Facilities	Misc office repairs/painting/sidewalk repairs	5,250	5,250	5,350	5,000
TC Facilities	Rent, maintenance, cleaning	35,008	35,008	35,008	35,008
TC Highway	Cap &/or road perimeter repair	700	1,500	700	0
TC Highway	Vehicle maintenance	0	0	4,200	4,200
Test America	Leachate Sampling	0	0	0	1,108



Test America	RSWC-SPDES Lab Analysis & Regulatory Fee	325	425	625	250
Test America	Water quality testing	37,564	39,200	18,430	18,730
To Be Determined	Credit Card Authorization Fees	5,400	6,000	10,800	12,000
To Be Determined	Facility maintenance (closed landfills)	3,500	2,500	2,500	2,500
To Be Determined	Food Scrap Drop Spots	0	10,000	33,195	0
To Be Determined	Food Scraps Collection - for Mobile Home Par	4,800	5,500	11,520	19,455
To Be Determined	Food Scraps Drop Spot site maintenance	2,500	0	0	9,600
To Be Determined	General Building Maintenance	7,350	5,000	5,125	5,000
To Be Determined	General maintenance RSWC	13,000	10,000	23,000	18,500
To Be Determined	Illegal Dumping & Municipal Exemptions	37,850	0	7,000	0
To Be Determined	Newspapers/radio/ads: Public information	26,610	30,284	30,000	16,335
To Be Determined	Public Space Recycling & Trash Collection	356,293	0	0	6,160
To Be Determined	Public Space-recycling bin installation	0	0	0	3,000
To Be Determined	ReBusiness Partners video	4,000	2,500	3,500	0
To Be Determined	Signs for Food Scrap Recycling Drop Spot	0	2,000	1,200	0
Tom Hoebbel	Food Scraps & Recycling Collection Video	0	2,000	3,500	2,500
Tom Hoebbel	Photography for 4R Program & food waste pr	0	2,000	2,000	1,000
Volney Multiplex	RSWC Alarm Monitoring & Maintenance	528	528	528	528
WeCare	Leachate hauling	67,312	51,153	63,164	40,469
Weights and Measures	HHW scale inspection fees	100	110	110	100
		<b>3,965,404</b>	<b>4,189,099</b>	<b>3,936,506</b>	<b>3,635,682</b>

## Tompkins Workforce NY Career Center

<u>Contractor Name</u>	<u>Services Provided</u>	<u>2013</u>	<u>2014</u>	<u>2015</u>	<u>2016</u>
		0	0	0	0

## Weights and Measures

<u>Contractor Name</u>	<u>Services Provided</u>	<u>2013</u>	<u>2014</u>	<u>2015</u>	<u>2016</u>
Nover Engelstein & Assoc.	Computer Services	150	150	150	150
		<b>150</b>	<b>150</b>	<b>150</b>	<b>150</b>

## Workforce Development Board

<u>Contractor Name</u>	<u>Services Provided</u>	<u>2013</u>	<u>2014</u>	<u>2015</u>	<u>2016</u>
Challenge Industries	Disability Resource Coordinator	175,000	0	0	59,293
Finger Lakes Workforce Investme	Fiscal and Program Monitoring	4,000	4,000	4,000	4,000
Tompkins County Youth Services	Career Readiness	0	19,750	18,239	18,903
Unknown	Summer Youth Employment Program	149,902	151,042	185,181	212,674
		<b>328,902</b>	<b>174,792</b>	<b>207,420</b>	<b>294,870</b>

## Youth Services Department

<u>Contractor Name</u>	<u>Services Provided</u>	<u>2013</u>	<u>2014</u>	<u>2015</u>	<u>2016</u>
Advocacy Center	Domestic Violence & Child Sexual Abuse Svcs	10,000	10,775	10,775	0
Berkshire Farm Center/Services for	Bridges Program for Runaway Youth	67,001	51,255	0	0
Child Development Council	Teen Pregnancy and Parenting Program	0	0	38,895	39,796
City of Ithaca	Matching funds for Municipal Youth Services	13,754	13,685	14,903	14,903
City of Ithaca Youth Bureau	City Sales Tax Agreement	193,629	193,629	197,788	205,557
City of Ithaca Youth Bureau	One-to-One Program	50,000	57,400	57,400	58,729
City of Ithaca Youth Bureau	Recreation Support Services	67,900	87,217	87,217	89,236
City of Ithaca Youth Bureau	Youth Employment Services	52,514	53,900	53,900	55,148
Cooperative Extension	Program Managers in Danby, Enfield, Carolin	23,914	24,740	29,719	29,719
Cooperative Extension	Staff supervision and training	46,788	46,557	51,326	51,326
Cooperative Extension	Urban Outreach Program	17,631	40,000	20,000	20,463
Cooperative Extension	Youth Employment, Youth Salaries	0	0	30,000	20,000
Day Care Council	Teen Pregnancy and Parenting Program	31,437	38,895	0	0
Family & Children's Services		0	0	51,255	52,442
Learning Web	Career Exploration & Apprenticeship Program	81,816	78,093	95,040	97,240
Learning Web	Career Exploration & Apprenticeship Program	17,907	17,907	0	0
Learning Web	Youth Outreach Program for Homeless Youth	85,345	86,640	86,640	88,646
Town of Caroline	Matching funds for Municipal Youth Services	1,093	0	0	0
Town of Danby	Matching funds for Municipal Youth Services	1,011	0	0	0
Town of Dryden	Matching funds for Municipal Youth Services	19,610	16,578	20,357	20,357
Town of Enfield	Matching funds for Municipal Youth Services	1,270	0	0	0
Town of Ithaca	Matching funds for Municipal Youth Services	21,820	14,728	17,485	17,485
Town of Lansing	Matching funds for Municipal Youth Services	10,710	8,703	11,167	11,167
Town of Newfield	Matching funds for Municipal Youth Services	7,687	6,295	6,853	6,853
Town of Ulysses	Matching funds for Municipal Youth Services	13,260	12,144	14,859	14,859
Town/Village Groton	Matching funds for Municipal Youth Services	14,238	12,659	14,438	14,438
Village of Dryden	Matching funds for Municipal Youth Services	693	0	0	0
Village of Freeville	Matching funds for Municipal Youth Services	190	0	0	0
		<b>851,218</b>	<b>871,800</b>	<b>910,017</b>	<b>908,364</b>

## Youth Services Department - Recreation Partnership

<u>Contractor Name</u>	<u>Services Provided</u>	<u>2013</u>	<u>2014</u>	<u>2015</u>	<u>2016</u>
City of Ithaca	Recreation Partnership	241,720	245,332	252,685	261,024
		<b>241,720</b>	<b>245,332</b>	<b>252,685</b>	<b>261,024</b>

This Page Intentionally Left Blank

# Tompkins County List of Memberships

<b>Airport</b>	<b>2013</b>	<b>2014</b>	<b>2015</b>	<b>2016</b>
AAAE (Northeast Chapter)	50	50	50	50
AAAE Regulatory Membership Non-Hub	0	0	0	0
Airport Rescue & Fire Fighting Working Group	65	100	100	0
American Association of Airport Executives AAAE	550	550	550	550
Community Air Service Coalition	0	0	0	0
Cortland County Chamber of Commerce	0	0	0	300
Fire Chiefs Association	10	10	10	10
New York Airport Management Association	750	750	750	750
Sustainable Tompkins	50	50	50	50
Tompkins County Area Development	1,300	1,250	1,500	1,500
Tompkins County Chamber of Commerce	450	465	480	500
US Contract Tower Association AAAE	0	2,200	2,300	2,300
	<b>3,225</b>	<b>5,425</b>	<b>5,790</b>	<b>6,010</b>
<b>Assessment Department</b>	<b>2013</b>	<b>2014</b>	<b>2015</b>	<b>2016</b>
Central Region County Directors	25	25	25	25
IAAO	175	175	175	175
IAO	195	210	210	140
Ithaca Board of Realtors	450	450	450	450
Ithaca Journal	0	0	120	120
New York State Assessors Association	255	595	595	680
NYS Appraisal Licenses	600	600	600	600
NYSRPTDA	100	75	75	75
	<b>1,800</b>	<b>2,130</b>	<b>2,250</b>	<b>2,265</b>
<b>Board of Elections</b>	<b>2013</b>	<b>2014</b>	<b>2015</b>	<b>2016</b>
NYS Election Commissioners Association	140	140	140	140
	<b>140</b>	<b>140</b>	<b>140</b>	<b>140</b>
<b>County Administration</b>	<b>2013</b>	<b>2014</b>	<b>2015</b>	<b>2016</b>
ICMA	0	0	0	0
NYS County Administrator's Association	0	400	400	400
STOP-DWI Coordinators Association	0	0	650	650
	<b>0</b>	<b>400</b>	<b>1,050</b>	<b>1,050</b>
<b>County Attorney</b>	<b>2013</b>	<b>2014</b>	<b>2015</b>	<b>2016</b>
NYS Association of County Attorneys	0	500	500	500
	<b>0</b>	<b>500</b>	<b>500</b>	<b>500</b>

<b>County Clerk</b>	<b>2013</b>	<b>2014</b>	<b>2015</b>	<b>2016</b>
NYALGRO	30	30	30	30
NYSACC	300	300	300	300
	<b>330</b>	<b>330</b>	<b>330</b>	<b>330</b>
<b>County Office for the Aging</b>	<b>2013</b>	<b>2014</b>	<b>2015</b>	<b>2016</b>
National Association of Area Agencies on Aging	0	0	0	1,135
New York State Area Agencies on Aging	950	1,200	1,236	1,285
	<b>950</b>	<b>1,200</b>	<b>1,236</b>	<b>2,420</b>
<b>District Attorney</b>	<b>2013</b>	<b>2014</b>	<b>2015</b>	<b>2016</b>
NYS District Attorneys Association	0	875	1,875	1,875
	<b>0</b>	<b>875</b>	<b>1,875</b>	<b>1,875</b>
<b>Emergency Response</b>	<b>2013</b>	<b>2014</b>	<b>2015</b>	<b>2016</b>
Assoc of Public Safety Comm Officers	0	0	0	850
NENA	0	0	0	150
	<b>0</b>	<b>0</b>	<b>0</b>	<b>1,000</b>
<b>Facilities Division</b>	<b>2013</b>	<b>2014</b>	<b>2015</b>	<b>2016</b>
American Public Works Association (APWA)	180	184	189	194
International Codes Council (ICC)	0	50	50	50
International Executive Housekeeping Association	165	160	160	160
International Facilities Management Assoc. (IFMA)	0	283	283	283
National Fire Protection Association (NFPA)	160	165	165	165
	<b>730</b>	<b>1,350</b>	<b>1,355</b>	<b>1,375</b>
<b>Finance Department</b>	<b>2013</b>	<b>2014</b>	<b>2015</b>	<b>2016</b>
ASSOC. OF GOVT ACCOUNTANTS	0	140	140	140
GFOA	0	180	180	180
NATIONAL INSTITUTE FOR PUBLIC PROCUREMENT	0	0	185	185
NYS COUNTY TREASURERS & FINANCE OFFICERS	65	65	65	65
NYS GOVERNMENT FINANCE OFFICERS	160	160	160	160
SAMPO - PURCHASING	50	50	50	50
	<b>275</b>	<b>595</b>	<b>780</b>	<b>780</b>

<b>Health Department</b>	<b>2013</b>	<b>2014</b>	<b>2015</b>	<b>2016</b>
American Public Health Association	200	200	200	200
American Water Works	180	196	196	205
Beacon Institute	0	0	0	0
Conference of Env Hlth Directors	15	15	15	30
Immunization Action Coalition	0	0	0	0
National WIC Association	205	205	150	0
National WIC Association & NYS WIC Assoc.	0	0	0	150
NYS Assoc. for Food Protection	0	40	40	40
NYS Assoc. of County Coroners & ME's	125	110	110	110
NYS Assoc. of County Health Officers	1,791	1,855	2,150	2,185
Rural Health Network	4,000	3,850	4,000	4,000
	<b>6,516</b>	<b>6,471</b>	<b>6,861</b>	<b>6,920</b>
<b>Highway Division</b>	<b>2013</b>	<b>2014</b>	<b>2015</b>	<b>2016</b>
American Public Works Association	164	164	164	164
American Traffic Safety Services Assoc., Inc.	73	73	79	79
NYS Assoc. of Town Sup't. of Highway	150	150	150	150
NYS County Highway Sup'ts. Assoc.	250	300	300	300
TC Town Highway Sup'ts. Association	75	75	75	75
	<b>787</b>	<b>837</b>	<b>843</b>	<b>843</b>
<b>Information Technology Services</b>	<b>2013</b>	<b>2014</b>	<b>2015</b>	<b>2016</b>
NYSLGITDA	50	50	50	50
SUGA	0	195	195	195
	<b>50</b>	<b>245</b>	<b>245</b>	<b>245</b>
<b>Ithaca-Tompkins County Transportation Council</b>	<b>2013</b>	<b>2014</b>	<b>2015</b>	<b>2016</b>
American Planning Association (APA)	475	500	500	500
Association of MPOs (NARC)	350	400	400	400
Institute of Transportation Engineers (ITE)	275	300	300	300
NY Parks & Trails	0	75	75	75
NYS Traffic Safety Board	100	150	150	150
Sustainable Tompkins	0	75	75	75
	<b>1,200</b>	<b>1,500</b>	<b>1,500</b>	<b>1,500</b>
<b>Legislature</b>	<b>2013</b>	<b>2014</b>	<b>2015</b>	<b>2016</b>
Cayuga Lake Watershed Intermunicipal	900	900	900	900
Conservation Leaders Network	45	45	45	45
New York State Association of Counties	9,918	10,216	10,522	10,838
NYS Assoc. of Clerks of County Legislative Boards	100	100	100	100
	<b>10,963</b>	<b>11,261</b>	<b>11,567</b>	<b>11,883</b>

<b>Mental Health Department</b>	<b>2013</b>	<b>2014</b>	<b>2015</b>	<b>2016</b>
DBSA Fingerlakes Association	0	0	0	0
EMRD International Association	0	0	0	0
NYS Conference of Local MH Hygiene Directors	3,000	3,000	3,010	3,100
The Consortium of Continuing Day Treatment Program	0	0	0	0
	<b>3,000</b>	<b>3,000</b>	<b>3,010</b>	<b>3,100</b>
<b>Office of Human Rights</b>	<b>2013</b>	<b>2014</b>	<b>2015</b>	<b>2016</b>
Diversity Consortium of Tompkins County	25	25	0	0
Finger Lakes Womens Bar Association	80	80	0	0
International Ass. Official Human Rights Agencies	250	250	0	0
National Association of Human Rights Workers	75	75	0	0
New York State Bar Association	250	0	0	0
None	225	0	0	0
NYS Affirmative Action Committee	0	0	0	0
Southern Poverty Law Center	0	0	0	50
	<b>905</b>	<b>430</b>	<b>0</b>	<b>50</b>
<b>Personnel Department</b>	<b>2013</b>	<b>2014</b>	<b>2015</b>	<b>2016</b>
Affirmative Action Association	150	150	150	150
NYS Assoc. of Personnel and Civil Service Officers	150	150	150	150
SHRM - National Organization	75	75	75	75
Tompkins County SHRM	125	125	125	125
	<b>500</b>	<b>500</b>	<b>500</b>	<b>500</b>
<b>Planning Department</b>	<b>2013</b>	<b>2014</b>	<b>2015</b>	<b>2016</b>
American Planning Association	530	550	550	560
American Planning Association-Tourism Section	85	85	85	0
County Planning Directors	75	75	75	75
ICLEI	1,750	1,750	1,750	1,750
New York Planning Federation	350	350	425	425
NYS Association of EMCs	75	75	75	75
Planners Advisory Service	0	0	0	0
Stormwater Coalition of Tompkins County	1,500	1,500	1,500	1,500
	<b>4,365</b>	<b>4,385</b>	<b>4,460</b>	<b>4,385</b>
<b>Probation and Community Justice Department</b>	<b>2013</b>	<b>2014</b>	<b>2015</b>	<b>2016</b>
Association of Women Executives in Correction	0	0	0	100
Council of Probation Administrators	500	500	500	500
National Assoc. of Probation Executives	50	50	50	50
	<b>550</b>	<b>550</b>	<b>550</b>	<b>650</b>

<b>Public Works Administration</b>	<b>2013</b>	<b>2014</b>	<b>2015</b>	<b>2016</b>
American Public Works Association	0	0	0	0
	<b>0</b>	<b>0</b>	<b>0</b>	<b>0</b>
<b>Sheriff's Office</b>	<b>2013</b>	<b>2014</b>	<b>2015</b>	<b>2016</b>
Icap	100	0	0	0
New York State Sheriff's Association	250	250	250	250
SNYPJOA	50	0	0	0
	<b>400</b>	<b>250</b>	<b>250</b>	<b>250</b>
<b>Social Services Department</b>	<b>2013</b>	<b>2014</b>	<b>2015</b>	<b>2016</b>
National Association for Family-Based Services	50	50	50	50
New York Public Welfare Association (NYPWA)	4,362	4,450	4,584	4,584
NYS Association of Fiscal Administrators	15	15	15	15
Staff Development Association of New York	15	15	15	15
Upstate Network	100	100	100	100
Western Region Commissioner's Association	25	25	25	25
	<b>4,567</b>	<b>4,655</b>	<b>4,789</b>	<b>4,789</b>
<b>Solid Waste Management Division</b>	<b>2013</b>	<b>2014</b>	<b>2015</b>	<b>2016</b>
Chamber of Commerce	0	0	0	125
Local Ithaca First	0	175	175	175
North American Hazardous Materials Mgmt Assoc	175	175	90	90
NYSAR3	300	250	210	210
Responsible Purchasing Network	350	315	315	350
Rotary Club	0	0	310	260
Scalehouse Licenses	0	90	90	90
SEEN / Green Resource Hub	0	270	280	280
Sustainable Tompkins	0	50	50	50
SWANA/NYSSWM	150	300	275	75
US Composting Council	0	0	250	295
	<b>1,375</b>	<b>2,025</b>	<b>2,445</b>	<b>2,500</b>
<b>Tompkins Workforce NY Career Center</b>	<b>2013</b>	<b>2014</b>	<b>2015</b>	<b>2016</b>
Diversity Consortium of Tompkins County	100	100	100	100
NYATEP	0	0	0	0
Society for Human Resource Managers	120	120	120	120
Tompkins County Chamber of Commerce	0	0	0	0
	<b>220</b>	<b>220</b>	<b>220</b>	<b>220</b>
<b>Weights and Measures</b>	<b>2013</b>	<b>2014</b>	<b>2015</b>	<b>2016</b>
N.Y.S. Weights & Measures Assoc.	25	25	25	25
National conference of Weights & Measures	75	75	75	75
	<b>100</b>	<b>100</b>	<b>100</b>	<b>100</b>



<b>Workforce Development Board</b>	<b>2013</b>	<b>2014</b>	<b>2015</b>	<b>2016</b>
Diversity Consortium of Tompkins County	75	75	75	0
Fingerlakes Entrepreneurs Forum	135	150	150	150
National Association of Workforce Boards	0	0	850	850
New York State Association of Trng & Empl. Prof.	1,500	3,000	3,000	3,000
Society for Human Resource Managers	100	100	100	100
Tompkins County Chamber of Commerce	375	375	375	375
	<b>2,185</b>	<b>3,700</b>	<b>4,550</b>	<b>4,475</b>
<b>Youth Services Department</b>	<b>2013</b>	<b>2014</b>	<b>2015</b>	<b>2016</b>
Association of NYS Youth Bureaus	320	320	320	320
Chamber of Commerce	0	0	458	500
Community Anti-Drug Coalitons of America	300	600	0	0
Empire State Coalition	0	0	0	500
Executive Exchange Association of TC	0	0	100	100
Ithaca Rotary Club (Drug Free Communities Grant)	260	260	0	0
NY Alcohol Policy Alliance	100	100	0	0
	<b>980</b>	<b>1,280</b>	<b>878</b>	<b>1,420</b>

Equalized Total Assessed Value 11,481,065,490

Exemption Code	Exemption Name	Statutory Authority	Number of Exemptions	Total Equalized Value of Exemptions	Percent of Value Exempted
12100	NYS - GENERALLY	RPTL 404(1)	371	176,569,000	1.54
13100	CO - GENERALLY	RPTL 406(1)	53	78,870,101	0.69
13350	CITY - GENERALLY	RPTL 406(1)	146	110,661,000	0.96
13450	CITY O/S LIMITS - AVIATION	RPTL 406(7)	8	6,371,900	0.06
13500	TOWN - GENERALLY	RPTL 406(1)	161	35,531,200	0.31
13510	TOWN - CEMETERY LAND	RPTL 446	2	8,700	0.00
13590	TOWN O/S LIMITS - SEWER OR WATER	RPTL 406(3)	1	15,000	0.00
13650	VG - GENERALLY	RPTL 406(1)	120	17,269,000	0.15
13730	VG O/S LIMITS - SPECIFIED USES	RPTL 406(2)	11	331,400	0.00
13740	VG O/S LIMITS - SEWER OR WATER	RPTL 406(3)	3	210,600	0.00
13741	VG O/S LIMITS - SEWER OR WATER	RPTL 406(3)	2	113,400	0.00
13800	SCHOOL DISTRICT	RPTL 408	55	211,081,400	1.84
13850	BOGES	RPTL 408	1	20,000,000	0.17
13890	PUBLIC AUTHORITY - LOCAL	RPTL 412	1	2,330,000	0.02
14100	USA - GENERALLY	RPTL 400(1)	5	5,911,100	0.05
14110	USA - SPECIFIED USES	STATE L 54	1	6,450,000	0.06
18020	MUNICIPAL INDUSTRIAL DEV AGENCY	RPTL 412-a	36	213,555,100	1.86
18040	URBAN REN: OWNER-MUNICIPALITY	GEN MUNY 506	6	17,690,500	0.15
18080	MUN HSG AUTH-FEDERAL/MUN AIDED	PUB HSG L 52(3)&(5)	10	21,555,600	0.19
18120	NYS HOUSING FINANCE AGENCY SUBSID	P H FI L 45-b,c, 53	2	50,000,000	0.44
21600	RES OF CLERGY - RELIG CORP OWNER	RPTL 462	17	3,090,313	0.03
25110	NONPROF CORP - RELIG(CONST PROT)	RPTL 420-a	137	78,494,600	0.68
25120	NONPROF CORP - EDUCL(CONST PROT)	RPTL 420-a	470	3,058,894,965	26.64
25130	NONPROF CORP - CHAR (CONST PROT)	RPTL 420-a	56	25,140,300	0.22
25210	NONPROF CORP - HOSPITAL	RPTL 420-a	2	56,190,000	0.49
25230	NONPROF CORP - MORAL/MENTAL IMP	RPTL 420-a	9	5,414,000	0.05
25300	NONPROF CORP - SPECIFIED USES	RPTL 420-b	26	20,464,400	0.18
25600	NONPROFIT HEALTH MAINTENANCE ORG	RPTL 486-a	7	12,345,000	0.11
26050	AGRICULTURAL SOCIETY	RPTL 450	1	60,000	0.00
26100	VETERANS ORGANIZATION	RPTL 452	7	1,710,000	0.01
26250	HISTORICAL SOCIETY	RPTL 444	3	901,000	0.01
26300	INTERDENOMINATIONAL CENTER	RPTL 430	7	1,142,500	0.01
26400	INC VOLUNTEER FIRE CO OR DEPT	RPTL 464(2)	24	7,843,500	0.07

Equalized Total Assessed Value 11,481,065,490

Exemption Code	Exemption Name	Statutory Authority	Number of Exemptions	Total Equalized Value of Exemptions	Percent of Value Exempted
27350	PRIVATELY OWNED CEMETERY LAND	RPTL 446	99	3,483,200	0.03
28120	NOT-FOR-PROFIT HOUSING CO	RPTL 422	4	7,070,000	0.06
28540	NOT-FOR-PROFIT HOUS CO - HOSTELS	RPTL 422	17	9,178,000	0.08
28550	NOT-FOR-PROFIT HOUS CO-SR CITS CTR	RPTL 422	4	7,114,500	0.06
29500	PERFORMING ARTS BUILDING	RPTL 427	1	390,000	0.00
32252	NYS OWNED REFORESTATION LAND	RPTL 534	343	28,674,300	0.25
33302	COUNTY OWNED REFORESTED LAND	RPTL 406(6)	6	404,000	0.00
41101	VETS EX BASED ON ELIGIBLE FUNDS	RPTL 458(1)	57	147,600	0.00
41121	ALT VET EX-WAR PERIOD-NON-COMBAT	RPTL 458-a	84	1,206,210	0.01
41122	ALT VET EX-WAR PERIOD-NON-COMBAT	RPTL 458-a	862	11,996,256	0.10
41131	ALT VET EX-WAR PERIOD-COMBAT	RPTL 458-a	66	1,606,588	0.01
41132	ALT VET EX-WAR PERIOD-COMBAT	RPTL 458-a	725	16,819,598	0.15
41141	ALT VET EX-WAR PERIOD-DISABILITY	RPTL 458-a	18	583,585	0.01
41142	ALT VET EX-WAR PERIOD-DISABILITY	RPTL 458-a	227	7,215,471	0.06
41300	PARAPLEGIC VETS	RPTL 458(3)	3	674,000	0.01
41400	CLERGY	RPTL 460	24	36,000	0.00
41700	AGRICULTURAL BUILDING	RPTL 483	109	7,462,100	0.06
41720	AGRICULTURAL DISTRICT	AG-MKTS L 305	1,121	92,529,258	0.81
41800	PERSONS AGE 65 OR OVER	RPTL 467	932	53,541,177	0.47
41801	PERSONS AGE 65 OR OVER	RPTL 467	172	7,961,852	0.07
41802	PERSONS AGE 65 OR OVER	RPTL 467	203	6,595,333	0.06
41805	PERSONS AGE 65 OR OVER	RPTL 467	195	7,698,309	0.07
41821	LIVING QUARTERS FOR PARENTS AND GRAN	RPTL 469	1	36,000	0.00
41822	LIVING QUARTERS FOR PARENTS AND GRAN	RPTL 469	4	136,000	0.00
41930	DISABILITIES AND LIMITED INCOMES	RPTL 459-c	60	3,082,075	0.03
41931	DISABILITIES AND LIMITED INCOMES	RPTL 459-c	22	1,311,650	0.01
41932	DISABILITIES AND LIMITED INCOMES	RPTL 459-c	17	693,000	0.01
41935	DISABILITIES AND LIMITED INCOMES	RPTL 459-c	17	557,060	0.00
41961	HISTORIC PROPERTY	RPTL 444-a	6	1,195,000	0.01
41980	LOW OR MODERATE INCOME HOUSING	RPTL 421-e	1	3,600,000	0.03
42120	TEMPORARY GREENHOUSES	RPTL 483-c	6	175,000	0.00
47460	FOREST LAND CERTD AFTER 8/74	RPTL 480-a	8	760,972	0.01
47802	IMPROVEMENT TO PROPERTY PURSUANT	RPTL 459-a	3	61,300	0.00

Equalized Total Assessed Value 11,481,065,490

Exemption Code	Exemption Name	Statutory Authority	Number of Exemptions	Total Equalized Value of Exemptions	Percent of Value Exempted
48650	LTD PROF HOUSING CO	P H F I L 33,556,654-a	1	10,050,000	0.09
48660	HOUSING DEVELOPMENT FUND CO	P H F I L 577,654-a	2	1,415,500	0.01
50000	SYSTEM CODE	STATUTORY AUTH NOT DEFINED	9	486,001	0.00
50001	SYSTEM CODE	STATUTORY AUTH NOT DEFINED	2	26,000	0.00
<b>Total Exemptions Exclusive of System Exemptions:</b>				<b>4,541,676,473</b>	<b>39.56</b>
<b>Total System Exemptions:</b>				<b>512,001</b>	<b>0.00</b>
<b>Totals:</b>				<b>4,542,188,474</b>	<b>39.56</b>

Values have been equalized using the Uniform Percentage of Value. The Exempt amounts do not take into consideration, payments in lieu of taxes or other payments for municipal services.

Amount, if any, attributable to payments in lieu of taxes: \_\_\_\_\_

This Page Intentionally Left Blank