



Meeting Agenda

DR. CHRISTINA MOYLAN, BOARD PRESIDENT

JENNIE SUTCLIFFE, WHOLE HEALTH COMMISSIONER
WILLIAM KLEPACK, M.D., MEDICAL DIRECTOR

June 23, 2026

<i>Call to Order</i>	12 Noon
I. Privilege of the Floor	Open to anyone, 3-minute limit
II. Approval Of Minutes	April 28, 2026 May 26, 2026
III. New Business	EH enforcement (9), administrative actions (2), Discussion (1)
IV. Focus Topic	Electronic Health Records <i>Jennie Sutcliffe</i>
V. Monthly Reports	Division and program reports for January 2026
VI. Adjournment	<i>A video recording of this meeting will be posted on the BOH YouTube Playlist.</i>

Summary of New Business

ENVIRONMENTAL HEALTH DIVISION ENFORCEMENT ACTIONS (9)

ENVIRONMENTAL HEALTH ADMINISTRATIVE ACTIONS:

1. 2027 Proposed Fees
2. Revised Refund Policy
3. Revisions to the Tompkins County Sanitary Code

APPROVAL OF MINUTES

Tompkins County Board of Health
Tuesday, April 28, 2026
12 Noon, Rice Conference Room and MS Teams

**** DRAFT MINUTES ****

Present: Christina Moylan; Andreia de Lima; Edward Koppel; Samara Touchton; Frank Cantone; Christy Bianconi
Staff: Dr. William Klepack, Brenda Grinnell-Crosby, Jennie Sutcliffe, Rachel Buckwalter, Skip Parr, Samantha Hillson
Excused: None
Guests: None

Call to Order: Dr. Christina Moylan called the regular meeting of the Board of Health (BOH) to order at approximately 12:02 p.m.

Privilege of the Floor: No comments were received.

Approval of Previous BOH Minutes: Ms. Touchton moved to approve the previous BOH minutes as written, and Ms. Bianconi seconded the motion. The motion passed unanimously.

NEW BUSINESS

Environmental Health Division Enforcement Actions

Mr. Parr presented three Environmental Health enforcement actions related to public water, mobile home park, and sewage matters. The Board approved each resolution unanimously.

BAILEY PARK – DRAFT RESOLUTION # ENF-26-006

- Extended intermittent water service occurred at Bailey Park due to a water leak that took time to identify and correct.
- Environmental Health did not propose a penalty because the operator met the requirements of the Notice of Violation. The intent of the order is to encourage improvements to the distribution system, including valves or other upgrades that would allow future leaks to be isolated without affecting the entire park.
- Motion by Dr. Koppel, second by Ms. Touchton. The resolution was approved unanimously.

ITHACA ESTATES – DRAFT RESOLUTION # ENF-26-007

- Environmental Health continued monitoring a sewage discharge matter involving the mobile home park. The operator was continuing to pump the septic tank while investigating whether a water line leak was infiltrating the septic system.
- Environmental Health sought a penalty because the discharge had not been reported to the department. The resolution identified a \$400 penalty.
- Motion by Dr. Koppel, second by Ms. Touchton. The resolution was approved unanimously.

HANSHAW VILLAGE MHP – DRAFT RESOLUTION # ENF-26-010

- Mr. Parr reported that Hanshaw Village had returned to the Board several times for sewage-related issues involving a problematic pump station.
- Environmental Health had recently received the engineer's report and was reviewing it before providing comments back to the operator.
- Environmental Health sought a total penalty of \$1,500, including \$500 for discharge of sewage, \$500 for not submitting the engineer's report on time under a previous order, and \$500 for violation of Board of Health orders.
- Motion by Ms. Bianconi, second by Dr. de Lima. The resolution was approved unanimously.

MONTHLY REPORTS

MEDICAL DIRECTOR'S REPORT

Dr. Klepack reported that influenza season was no longer classified as widespread as of the prior week and that mandatory masking for unvaccinated healthcare workers had ended. He also noted a recent study showing that influenza vaccination significantly decreases emergency department visits, hospitalizations, and office visits.

- Dr. Moylan noted that the written report referenced a short CDC video related to avian influenza but did not include the link. Dr. Klepack agreed to add the link.
- Dr. de Lima asked about an unpublished CDC study related to COVID vaccine outcomes. Dr. Klepack stated that he had not seen the study published and would ask about it during an upcoming New York State conference call.

COMMISSIONER'S REPORT

Ms. Sutcliffe highlighted several department updates and examples of countywide alignment with public health priorities.

- Several Whole Health staff attended the New York State Public Health Association conference in Lake Placid. Ms. Hillson presented on the Healthy Neighborhoods Program and return on investment, three fellows presented posters, and Allyson, a Public Health Fellow in Environmental Health, received a Public Health Fellow of the Year award.
- Ms. Sutcliffe reported that the county is working to refine how human and social service provider funding is allocated through the Human Services Council. CHA/CHIP priorities are

expected to help guide those funding decisions and reduce duplication across county and community partner efforts.

- Whole Health hosted an open house with Senator Lea Webb's office, with programs sharing posters and activities illustrating departmental work.
- Dr. Moylan asked whether Whole Health was involved in discussions related to Ithaca's downtown revitalization funding. Ms. Sutcliffe said the department was not currently at the table but would reach out and explore opportunities for a health voice to be included.

[DIVISION OF COMMUNITY HEALTH REPORT](#)

Ms. Buckwalter provided updates on tick-borne disease prevention, oral health planning, and HIV prevention collaboration.

- Ms. Buckwalter reported that emergency department visits for tick bites are occurring earlier and at higher rates than usual, consistent with a longer tick season. Local communicable disease monitoring is also showing multiple positive tick-borne disease reports.
- Staff discussed purchasing fine-tipped tick tweezers or tick kits for outreach. Members discussed possible partner distribution through community events, Cornell, healthcare partners, the Finger Lakes Land Trust, trails organizations, and other community partners.
- Ms. Buckwalter reported that Sagarika had completed a white paper summarizing oral health access work, with a focus on children on Medicaid or without insurance who struggle to access dental care. Staff are discussing next steps and funding opportunities.
- Mr. Cantone asked about reported funding challenges in other states related to Ryan White and AIDS Drug Assistance Program funding. Staff reported they had not heard of similar changes in New York State and noted ongoing collaboration with community partners around HIV prevention and testing.

[HEALTH PROMOTION PROGRAM REPORT](#)

Ms. Hillson highlighted May as Mental Health Awareness Month and noted that staff would be present at the upcoming Better Together event at Stewart Park.

[CHILDREN WITH SPECIAL CARE NEEDS / FUNDING DISCUSSION](#)

Members discussed Health and Human Services Committee resolutions related to accepting JUUL settlement funding and Children and Youth with Special Health Care Needs funding. Ms. Sutcliffe explained that resolutions are used to accept grant funds and make related budgetary changes.

- JUUL settlement funding may support a health educator position or contracted education campaign work related to youth vaping.
- Children and Youth with Special Health Care Needs funding will support 0.5 FTE of a community health worker position focused on referrals and coordination for eligible children and youth.

Ms. Hillson noted that this work supports a broader age range than the early-childhood Children with Special Care Needs program and includes transition-related support for school-age youth and young adults.

ENVIRONMENTAL HEALTH REPORT

Mr. Parr provided updates on harmful algal blooms and Asteri follow-up inspections.

- Mr. Parr reported that harmful algal blooms appeared to be making an early appearance. A report from CSI identified HABs in the northern part of Cayuga Lake, outside Tompkins County, which may signal a concerning season ahead.
- Environmental Health developed an inspection form and planned to begin unannounced follow-up inspections at Asteri in May. The form had been shared with Asteri so management would know what inspectors would be reviewing.
- Environmental Health had received additional complaints and City of Ithaca inspection reports related to trash accumulation. If violations are identified, staff plan to meet with management, review the violations, return the next day to verify correction, and then bring a resolution back to the Board if additional penalties are sought.
- A Board member thanked Mr. Parr and Environmental Health for their representation and communication in recent media coverage.

ADJOURNMENT

Ms. Touchton moved to adjourn the meeting, and Ms. Bianconi seconded the motion. The motion passed unanimously. The meeting adjourned at approximately 12:35 p.m.

Next Meeting: The next meeting date will be May 26th, 2026.

Tompkins County Board of Health
Tuesday, May 26, 2026
12 Noon, Rice Conference Room and MS Teams
** DRAFT MINUTES **

Present: Dr. Melissa Dhundale, Dr. Andreia de Lima; Frank Cantone; Christy Bianconi.

Staff: Jennie Sutcliffe, Rachel Buckwalter, Skip Parr, Jessica Clark Mandeville, Zoe Lincoln, Sagarika Vemprala, Doug Barnes, Brenda Grinnell-Crosby, Samantha Hillson

Guests: None

Call to Order: Dr. Melissa Dhundale called the regular meeting of the Board of Health (BOH) to order at 12:18 p.m.

Privilege of the Floor: No comments were received.

Approval of Previous BOH Minutes: Approval of the previous BOH minutes was postponed due to lack of quorum. Approval will be scheduled for the next meeting.

NEW BUSINESS

Fee Schedule Review and Proposed Changes

Mr. Parr reviewed proposed changes to the Environmental Health fee schedule. No action was taken due to lack of quorum, and voting was postponed to the next meeting.

- On-site wastewater systems: proposed change to the permit application or renewal fee for replacement systems from \$80 to \$50 to align with other renewal permit fees.
- Late and expedited fees: proposed to “flip” the current amounts, changing the expedited fee to \$75 and the late fee to \$50 to better reflect the urgency of expedited requests.
- Program revenue analysis: Environmental Health reviews revenue compared to program costs and generally aims for approximately a 20% margin. Most programs are close to this target, with mass gatherings identified as an exception that has required fee increases over time.
- 2027 fees: based on current figures, no general fee increases were recommended for 2027.

FOCUS TOPIC

Oral Health Program Proposal and Community Survey Findings

Sagarika and Ms. Buckwalter presented an overview of oral health access work completed over the past several years, including community survey findings, qualitative interviews conducted in partnership

with Cornell University, a review of existing resources, and a proposed mobile dental hygienist model for Tompkins County.

- Survey findings: 58% of surveyed children had a dental visit within the past 6 months, 24% had a visit between 6 months and 1 year, and 18% had a visit more than 1 year ago.
- Access barriers: approximately 43% of surveyed families reported traveling outside Tompkins County for dental care, most commonly to Binghamton. Families described barriers including scheduling, insurance, transportation, financial stress, and the burden of taking time off work.
- Community response: parents interviewed were generally supportive of a mobile or portable dental care model, noting that it could reduce travel and other access burdens.
- Existing resources: two dental offices in Tompkins County currently accept Medicaid, and Finger Lakes Community Health provides school-based dental services in some districts, including Groton, Newfield, Trumansburg, and TST BOCES.
- Neighboring model: Tioga County's Tioga Smiles mobile dental program began in 2003 and has expanded over time. In 2024, the program reported 1,227 dental exams, 548 sealants, and 325 new dental clients. The presenters noted that some service counts may overlap.
- Program comparison: Tioga Smiles reported 2024 total expenses of approximately \$248,000, including a county share of approximately \$115,000 and revenue of approximately \$133,000. Finger Lakes Community Health budget information for its mobile/school-based model was not yet available.
- Proposed model: the team proposed a mobile dental hygienist model focused on children ages 1-18 who do not receive adequate preventive dental care at home or from a dental professional. Potential services include dental exams, cleanings, preventive services, oral health education, and referral coordination.

BOARD DISCUSSION AND FEEDBACK

- Members discussed whether a lower-cost portable model could be launched before investing in a full mobile dental van. Ms. Buckwalter described the possibility of beginning with a hygienist, portable equipment, and a vehicle such as a hatchback, then scaling up if the model succeeds.
- Dr. Dhundale offered to connect the team with mobile van vendors that may help identify grant opportunities.
- Dr. de Lima noted that the potential FQHC partnership with Cayuga is currently on hold and should not be relied on in the near term.
- Mr. Cantone emphasized the importance of oral hygiene education, diet education, and parent communication. Members discussed possible collaboration with school nurses and PTAs, as well as sending children home with toothbrushes and dental education materials.
- Members discussed long waits for dental appointments. The presenters reported that some families described waits of approximately 6-9 months or longer, including for Medicaid-accepting and pediatric dental providers outside the county.
- The Board discussed the need for referral support and case management when a child is identified through the mobile model as needing additional or urgent dental care.

- Members discussed the lack of current countywide dental data. Potential data sources identified included school medical history forms, school physicals, Medicaid emergency department admissions data, and local primary care provider diagnosis data related to dental pain or cavities.
- Members discussed the relationship between dental problems and missed school time. The presenters noted that local quantitative data are limited, but qualitative findings and broader research indicate that dental pain and infection can affect attendance and concentration.

NEXT STEPS

- Develop a more formal business plan for the proposed mobile dental hygienist model, including staffing, hours, equipment costs, maintenance, referral coordination, and the number of schools to be served.
- Continue identifying grants and other funding sources for startup equipment and ongoing operational costs, recognizing that some county share may be needed.
- Gather additional data from Medicaid emergency department admissions, local primary care providers, and school-based forms or exams to better define the need and potential impact.
- Share follow-up requests with Board members, including potential data questions for schools and local providers.

MONTHLY REPORTS

Division of Family and Child Health Report

Ms. Clark Manderville had nothing to add to her written report included in the packet.

Medical Director's Report

Dr. Klepack was not present. Ms. Sutcliffe noted that the department had issued a press release regarding hantavirus to address misinformation and local concern, emphasizing that risk is low for Tompkins County residents. Members also briefly discussed Ebola communications and preparedness materials.

Commissioner's Report

Ms. Sutcliffe highlighted May as Mental Health Awareness Month and shared examples of Whole Health efforts to expand mental health services beyond brick-and-mortar settings.

- Mental health clinicians have been facilitating off-site wellness groups at Titus Towers on topics such as boundaries, coping tools, grief, and communication skills.
- The department is exploring expansion to Ellis Hollow Apartments and broader collaboration around older adult services, including a quarterly internal work group and coordination with the County Office for the Aging.

- Psychiatric nurse practitioners and mental health nurses have also been providing services through home visits and in supportive housing settings.

Division of Community Health Report

Ms. Buckwalter reported no major updates beyond the oral health presentation and previously noted communicable disease updates.

Office of Communications and Engagement Report

Ms. Hillson had no additional contributions.

Environmental Health Report

Mr. Parr reported that Environmental Health enforcement activities have kept the team busy. He also shared that he had recently attended a conference for Environmental Health Directors and introduced Environmental Health staff in attendance, including Doug Barnes, Senior Environmental Health Specialist, who supervises the ATUPA program. Enforcement items were not reached during the recorded public session.

EXECUTIVE SESSION

A motion was made by Dr. Andreia de Lima and seconded by Christy Bianconi to move into executive session. The Board moved into executive session at approximately 1:15 p.m. **The executive session was not recorded.**

Adjournment: Meeting was adjourned following executive session.

Next Meeting: The next meeting date will be June 23rd, 2026.

NEW BUSINESS:

May 2026 Report | Meeting Date, June 23, 2026

Actions

Enforcement Actions

ENVIRONMENTAL HEALTH: [CLICK HERE TO OPEN A SEPARATE PDF](#)

1. Draft Resolution # ENF-26-008 - C-Town Express - Violations of New York State Public Health Law, Article 13F, Section 1399-CC (ATUPA) (5 mins.)
2. Draft Resolution # ENF-26-009 - Yazzy's Market/Chuck's Mobile, Violations of New York State Public Health Law, Article 13F, Section 1399-MM-1 (ATUPA) (5 mins.)
3. Draft Resolution # ENF-26-011 - Cayuga Smoke Shop - Violations of New York State Public Health Law, Article 13F, Section 1399-CC (ATUPA) (5 mins.)
4. Draft Resolution # ENF-26-014 - Casper's Kitchen - Violation of Board of Health Orders - Violations of Subpart 14-1 of the New York State Sanitary Code (Food Service) (5 mins.)
5. Draft Resolution # ENF-26-015 - Hotel Ithaca-FSE - Violations of Subpart 14-1 of the New York State Sanitary Code (Food Service) (5 mins.)
6. Draft Resolution # ENF-26-016 - Ithaca Estates MHP - Violation of Board of Health Orders - Article VI of the Tompkins County Sanitary Code (Sewage) (5 mins.)
7. Draft Resolution # ENF-2026-20 - Caribbean Patty World - Violations of Part 14-2 of the New York State Sanitary Code (Temporary Food Service) (5 mins.)
8. Draft Resolution # ENF-2026-23 – Asteri Ithaca Apartments - Violation of Board of Health Orders - Violations of New York Public Health Law, Section 1303 & Articles IV & V of the Tompkins County Sanitary Code - (5 mins.)
9. Draft Resolution # ENF-2026-26 – Bailey Park - Violation of Board of Health Orders - Violations of Subpart 5-1 & Part 17 of the New York State Sanitary Code (Mobile Home Park & Public Water) (5 mins.)

Administrative Actions

ENVIRONMENTAL HEALTH:

10. [2027 Proposed Fees](#)
11. [Revised Refund Policy](#)

Discussion

12. [Revisions to the Tompkins County Sanitary Code](#)

Find All Relevant Documents following this page

Date: May 18, 2026
Memo to: Members of the Tompkins County Board of Health
From: Skip Parr, Director of Environmental Health

Subject: Recommended Environmental Health Division Fees for 2027

The information in this packet addresses our proposed facility operating and plan review fees and other revenue projections for 2027. We have traditionally tried to recover approximately 20% of the cost for staff time for operating permits. Plan reviews costs are not eligible for State Aid, so we try to recover a higher percentage of our costs for plan reviews.

We are proposing the following changes to our fees as noted in the attached tables:

- **Onsite Wastewater Treatment System (OWTS) Fees:**
 - **OWTS Application or Permit Renewal or Transfer:** To reduce the renewal or transfer fee from \$80 to \$50 to align with the OWTS Holding Tank or ETU permit renewal.
- **Other Fees:**
 - **Late Application/Additional Expedited Permit Processing fee:** To reduce the late fee from \$75 to \$50 and increase the expedited permit fee from \$50 to \$75.

The financial information used to prepare the attached tables is based on 2025 information. Based on the proposed fees, the sources of estimated revenue for 2027 are:

Estimated Revenue (* Does not include revenue from Grants and State Aid):

Operating/permit fees	\$ 375,744
Plan review/other fees	\$ 24,915
<u>Fines/penalties/late fees/other</u>	<u>\$ 35,825</u>

Total Estimated EH Revenue*: **\$ 436,514**

The following information is attached for your review:

- Table 1 – Proposed Environmental Health Fee Schedule 2027
- Table 2 – Proposed Operating and Permit Fees Detail Sheet 2027
- Table 3 – Proposed Plan Review Fees Detail Sheet 2027
- Table 4 – Estimated Revenue from Other Fees 2027

Diversity Through Inclusion



Table 1 - Proposed Environmental Health Fee Schedule 2027

2027 OPERATING PERMIT, PLAN REVIEW & OTHER FEES	
Agricultural Fairground Operating Permit	\$400 <input type="checkbox"/>
Campground Operating Permit \$150 plus \$2.75 per unit/site	<input type="checkbox"/>
Campground Plan Review	\$200 <input type="checkbox"/>
Children's Camp Operating Permit	\$200 <input type="checkbox"/>
2) Mass Gathering Operating Permit	\$4,100 <input type="checkbox"/>
Mass Gathering Plan Review	
New Event; 1st 2 Submissions	\$15,000 <input type="checkbox"/>
Existing Event; 1st 2 Submissions	\$7,500 <input type="checkbox"/>
Additional Submissions; New/Existing	\$3,750 <input type="checkbox"/>
Migrant Farmworker Housing Operating Permit	No Fee <input type="checkbox"/>
Mobile Home Park Operating Permit \$150 plus \$3.50 per unit/lot	<input type="checkbox"/>
Mobile Home Park Plan Review \$460 plus \$30 per unit/lot	<input type="checkbox"/>
Recreational Aquatic Facility Operating Permit	
Swimming Pool/Bathing Beach	\$335 <input type="checkbox"/>
Slide & Wave Pool/Spray Park/Other Aquatic Facility	\$360 <input type="checkbox"/>
Recreational Aquatic Facility Plan Review	
Swimming Pool/Bathing Beach/Other Aquatic Facility ≤ 5,000 sqft	\$360 <input type="checkbox"/>
Slide & Wave Pool/Spray Park/Other Aquatic Facility > 5,000 sqft	\$770 <input type="checkbox"/>
Temporary Residence Operating Permit \$225 plus \$3.75 per unit/site	<input type="checkbox"/>
Food Service Establishment Operating Permit	
High Risk	\$475 <input type="checkbox"/>
Medium Risk	\$375 <input type="checkbox"/>
Low Risk	\$210 <input type="checkbox"/>
Additional Mobile Unit	\$100 <input type="checkbox"/>
Additional Push Cart/Vending Machine	\$85 <input type="checkbox"/>
Food Service Establishment Plan Review	
High Risk	\$250 <input type="checkbox"/>
Medium Risk	\$225 <input type="checkbox"/>
Low Risk	\$150 <input type="checkbox"/>
Push Cart	\$100 <input type="checkbox"/>
Temporary Food Service Establishment - Simple Menu	
1 Day Event	\$65 <input type="checkbox"/>
Multiple Events; Consecutive or Non-Consecutive Days <i>(up to 8 days in 120 days)</i>	\$100 <input type="checkbox"/>
Temporary Food Service Establishment - Complex Menu	
1 Day or Multiple Days; Single Event	\$150 <input type="checkbox"/>
1) Late Application - Received less than 2 weeks before event	\$25 <input type="checkbox"/>
1) Additional Expedited Permit Processing Fee - 3 days or less	\$25 <input type="checkbox"/>
OTHER FEES	
1) Late Application/Water Fee	\$50 <input type="checkbox"/>
1) Additional Expedited Permit Processing Fee - 7 days or less	\$75 <input type="checkbox"/>
Waiver/Variance Request <i>(Requiring Board of Health Action)</i>	\$75 <input type="checkbox"/>
Waiver from NYS Appendix 75-A <i>(Unless due to TCHD Referral)</i>	\$75 <input type="checkbox"/>
Environmental Impact Statement Review	<input type="checkbox"/>
<i>(Where Tompkins County is the lead Agency fee assessed as allowed by 6NYCRR 617.7)</i>	
Total Fees - Page 1	<input type="checkbox"/>
Total Fees - Page 2	<input type="checkbox"/>
TOTAL FEES DUE - Page 1 & 2	<input type="checkbox"/>

Notes:

- A check mark indicates fee applies to your facility/project. Fees are added for all operating permits.
- Checks should be made payable to: Tompkins County Health Department.
- There will be a \$20 service charge on all returned checks.
- Payment methods: check, cash, money order, or online w/ debit/credit card.
- ¹⁾ Fee may be waived at TC Environmental Health discretion.
- ²⁾ Plus \$80 per staff/hr for incident response, if needed.

Preparer/Date: _____
 cc: Support Staff



Table 1 - Proposed Environmental Health Fee Schedule 2027

2027 WATER SYSTEM OPERATING, ON-SITE WASTEWATER TREATMENT & DEVELOPMENT FEES	
On-Site Wastewater Treatment System (OWTS) Construction Permit	
New Construction/Conversion Permit	\$475 <input type="checkbox"/>
New/Conversion Permit w/ Engineer Plans; no Site Eva	\$375 <input type="checkbox"/>
Replacement System Permit	\$335 <input type="checkbox"/>
Replacement Permit w/ Engineer Plans; no Site Evaluat	\$175 <input type="checkbox"/>
¹⁾ Permit Re-Design; New/Conversion/Replacement	\$100 <input type="checkbox"/>
Septic Tank/Pump Chamber Replacement	\$110 <input type="checkbox"/>
¹⁾ Holding Tank or ETU Permit Renewal	\$50 <input type="checkbox"/>
OWTS Plan Review Submitted by Design Professional	
0 – 499 gpd design rate	\$200 <input type="checkbox"/>
500 – 999 gpd design rate	\$250 <input type="checkbox"/>
1,000 – 1,999 gpd design rate	\$400 <input type="checkbox"/>
2,000+ gpd design rate	\$600 <input type="checkbox"/>
Other OWTS Modifications/Multiple Submissions	\$175 <input type="checkbox"/>
Holding Tank Initial Permit & Plan Review	\$160 <input type="checkbox"/>
OWTS Application or Permit - Renewal or Transfer	
¹⁾ Application or Permit Renewal (<i>1x prior to expiration</i>)	\$50 <input type="checkbox"/>
¹⁾ Application or Permit Transfer (<i>prior to expiration</i>)	\$50 <input type="checkbox"/>
Collector Sewer - 6" & larger (DEC & Health Dept Projects)	
< 5,000'	\$150 <input type="checkbox"/>
≥ 5,000'	\$250 <input type="checkbox"/>
Preliminary Development Review (<i>where soil testing is required</i>)	
<i>(Preliminary Development fees are applied to the Realty Subdivision fee upon full plan submittal when submitted within 12 months)</i>	\$400 <input type="checkbox"/>
Realty Subdivision Development Review	
Plus \$12.50 per lot NYS filing fee	\$800 <input type="checkbox"/>
Add \$35 per lot with individual water	<input type="checkbox"/>
Add \$55 per lot with individual sewage	<input type="checkbox"/>
<i>(Subtract Preliminary Development fees paid)</i>	- <input type="checkbox"/>
Realty Subdivision Approval Renewal	
	\$200 <input type="checkbox"/>
¹⁾ Other Engineering Review	\$175 <input type="checkbox"/>
Total Fess - Page 2	

Preparer/Date: _____
 cc: Support Staff

Water System Operating Fee	
Community Water System (<i>with sources</i>)	
Groundwater System	\$200 <input type="checkbox"/>
Surface Water System	\$1,800 <input type="checkbox"/>
Non-Community Water System (<i>with sources</i>)	\$105 <input type="checkbox"/>
Bottled/Bulk Haulers, Ice Plants	\$360 <input type="checkbox"/>
Water System Construction Permit & Plan Review	
Community Water System (<i>Part 5, NYSSC</i>) < 100,000 gpa	\$450 <input type="checkbox"/>
Community Water System (<i>Part 5, NYSSC</i>) ≥ 100,000 gpa	\$1,000 <input type="checkbox"/>
Non-Community Public Water System	\$210 <input type="checkbox"/>
Distribution Water Main - 6" or larger	
< 5,000'	\$300 <input type="checkbox"/>
≥ 5,000'	\$400 <input type="checkbox"/>
Cross-Connection Control	
\$200 plus \$50/device	<input type="checkbox"/>
Water Storage Tank > 500,000 gal	
	\$500 <input type="checkbox"/>
¹⁾ Other Water System Modification or Project	\$175 <input type="checkbox"/>

OTHER FEES

¹⁾ Late Application/Water Fee	\$50 <input type="checkbox"/>
¹⁾ Additional Expedited Permit Processing Fee - 7 days or less	\$75 <input type="checkbox"/>
Waiver/Variance Request (<i>Requiring Board of Health Action</i>)	\$75 <input type="checkbox"/>
Waiver from NYS Appendix 75-A (<i>Unless due to TCHD Referral</i>)	\$75 <input type="checkbox"/>
Environmental Impact Statement Review	<input type="checkbox"/>

(Where Tompkins County is the lead Agency fee assessed as allowed by 6NYCRR 617.7)

Notes:

- A check mark indicates fee applies to your facility/project. Fees are added for all operati
- Checks should be made payable to: Tompkins County Health Department.
- There will be a \$20 service charge on all returned checks.
- Payment methods: check, cash, money order, or online w/ debit/credit card.
- ¹⁾ Fee may be waived at TC Environmental Health discretion.
- ²⁾ Plus \$80 per staff/hr for incident response, if needed.

Draft for BOH Review - May 2026

Table 2 - Environmental Health Division
Proposed Operating and Permit Fees Detail Sheet 2027

PROGRAM	FEES			# FACILITIES				STAFF TIME (days)		COST PER FACILITY			PROGRAM COST		REVENUE		REVENUE / PROGRAM COST	
	2027 PROPOSED	2026 FINAL	2025 FINAL	2027-EST TOTAL	2027-EST INVOICED	2025 TOTAL	2025 INVOICED	2027 ESTIMATE	2025 FINAL	2027-EST TOTAL	2027-EST INVOICED	2025 FINAL	2027 ESTIMATE	2025 FINAL	2027 ESTIMATE	2025 FINAL	2027 ESTIMATE	2025 FINAL
FOOD SERVICE ESTABLISHMENTS (FSE)				620	520	618	515	711	706	\$954	\$1,138	\$1,080	\$591,507	\$556,329	\$188,875	\$183,455	0.32	0.33
High Risk	\$475	\$475	\$450	170	145	167	143	343	337	\$1,680	\$1,969	\$1,857	\$285,526	\$265,495	\$68,875	\$64,350	0.24	0.24
Medium Risk	\$375	\$375	\$375	320	260	320	259	279	279	\$727	\$895	\$850	\$232,574	\$220,143	\$97,500	\$97,125	0.42	0.44
Low Risk	\$210	\$210	\$210	115	100	117	99	88	90	\$638	\$734	\$714	\$73,407	\$70,691	\$21,000	\$20,790	0.29	0.29
Additional Mobile Unit/Truck	\$100	\$100	\$85	15	15	14	14								\$1,500	\$1,190		
Additional Push Cart/Vending Machine	\$85	\$85	\$85	0	0	0	0								\$0	\$0		
TEMPORARY FOOD SERVICE				140	95	141	95	66	67	\$394	\$580	\$553	\$55,110	\$52,537	\$9,650	\$9,625	0.18	0.18
Simple Menu 1 Day Event	\$65	\$65	\$65	65	35	64	35	31	30	\$394	\$731	\$681	\$25,587	\$23,847	\$2,275	\$2,275	0.09	0.10
Simple Menu Multiple Events	\$100	\$100	\$100	75	60	77	60	35	36	\$394	\$492	\$478	\$29,523	\$28,691	\$6,000	\$6,000	0.20	0.21
Complex Menu Single Event	\$150	\$150	\$150	0	0	0	0								\$0	\$0		
Late Application < 2 weeks, > 3 days	\$25	\$25	\$25	45	45	39	45								\$1,125	\$1,125		
Late Application 3 days or <	\$25	\$25	\$25	10	10	9	9								\$250	\$225		
TEMPORARY RESIDENCE	\$225	\$225	\$175	34	34	34	36	135	135	\$3,305	\$3,305	\$2,954	\$112,358	\$106,352	\$15,656	\$13,976	0.14	0.13
Per unit/site	\$3.75	\$3.75	\$3.50	2,135	2,135	2,144	2,193								\$8,006	\$7,676		
CAMPGROUNDS	\$150	\$150	\$150	9	9	10	10	35	39	\$3,235	\$3,235	\$3,062	\$29,113	\$30,619	\$2,986	\$3,158	0.10	0.10
Per unit/site	\$2.75	\$2.75	\$2.75	595	595	595	603								\$1,636	\$1,658		
MOBILE HOME PARKS	\$150	\$150	\$150	39	39	39	38	134	134	\$2,851	\$2,851	\$2,770	\$111,196	\$105,252	\$12,917	\$12,480	0.12	0.12
Per unit/lot	\$3.50	\$3.50	\$3.50	2,019	2,019	2,019	1,937								\$7,067	\$6,780		
AGRICULTURAL FAIRGROUND	\$400	\$400	\$400	1	1	1	1	7	7	\$5,581	\$5,581	\$5,283	\$5,581	\$5,283	\$400	\$400	0.07	0.08
MASS GATHERING (New & Existing)	\$4,100	\$4,100	\$4,100	1	1	1	1	57	57	\$47,807	\$47,807	\$45,252	\$47,807	\$45,252	\$4,100	\$4,100	0.09	0.09
CHILDREN'S CAMPS	\$200	\$200	\$200	27	9	27	9	231	231	\$7,122	\$21,366	\$20,224	\$192,291	\$182,012	\$1,800	\$1,800	0.01	0.01
SWIMMING POOLS/BATHING BEACHES	\$335	\$335	\$335	50	50	51	51	85	87	\$1,417	\$1,417	\$1,341	\$70,831	\$68,386	\$16,750	\$17,085	0.24	0.25
PUBLIC WATER SYSTEMS				150	150	150	150	615	615	\$2,325	\$2,325	\$2,325	\$348,750	\$348,750	\$28,815	\$28,815	0.08	0.08
Community Groundwater System	\$200	\$200	\$200	84	84	84	84	465	465	\$3,136	\$3,136	\$3,136	\$263,434	\$263,434	\$16,800	\$16,800		
Community Surface Water System	\$1,800	\$1,800	\$1,800	3	3	3	3	64	64	\$12,065	\$12,065	\$12,065	\$36,195	\$36,195	\$5,400	\$5,400		
Non-Community Water System	\$105	\$105	\$105	63	63	63	63	87	87	\$780	\$780	\$780	\$49,121	\$49,121	\$6,615	\$6,615		
ON-SITE WASTEWATER SYSTEMS (OWTS)				241	241	228	251	675	639	\$2,331	\$2,331	\$2,005	\$561,708	\$503,185	\$93,825	\$93,575	0.17	0.19
New Construction/Conversion Permit	\$475	\$475	\$450	100	100	96	103	265	254	\$2,204	\$2,204	\$1,944	\$220,352	\$200,231	\$47,500	\$46,350	0.22	0.23
New/Conv Permit w/ Plans; no Site Evaluation	\$375	\$375	\$325	20	20	17	20	88	75	\$3,666	\$3,666	\$2,950	\$73,324	\$58,994	\$7,500	\$6,500	0.10	0.11
Replacement System Permit	\$335	\$335	\$335	105	105	97	108	278	257	\$2,204	\$2,204	\$1,873	\$231,370	\$202,317	\$35,175	\$36,180	0.15	0.18
Replacement Permit w/ Plans; no Site Evaluation	\$175	\$175	\$175	10	10	12	13	44	53	\$3,666	\$3,666	\$0	\$36,662	\$41,643	\$1,750	\$2,275	0.05	0.05
Permit Re-Design; New/Conversion/Replacement	\$100	\$100	\$100	1	1	1	1								\$100	\$100		
Septic Tank/Pump Chamber Replacement	\$110	\$110	\$105	5	5	5	6								\$550	\$630		
Holding Tank or ETU Permit Renewal	\$50	\$50	\$50	10	10	10	2								\$500	\$100		
Application/Permit Transfer/Renewal	\$50	\$80	\$80	15	15	18	18								\$750	\$1,440		
OPERATING PERMITS								2750.13	2715.50				\$2,126,252	\$2,003,958	\$375,774	\$368,468	0.18	0.18
PLAN REVIEWS															\$24,915	\$25,258		
OTHER REVENUE															\$35,825	\$42,123		
TOTAL OPERATING, PERMIT, PLAN REVIEW & OTHER FEES															\$436,514	\$435,849	0.21	0.22

NOTES:

2025 EH Annual Cost & Staff Time	\$2,980,903.00	3580.7	Staff Cost =	\$832.48	per day	\$118.93	per hr	5.65%
2024 EH Annual Cost & Staff Time	\$2,822,896.00	3582.4	Staff Cost =	\$787.99	per day	\$112.57	per hr	18.02%
2023 EH Annual Cost & Staff Time	\$2,302,198.00	3448.2	Staff Cost =	\$667.65	per day	\$95.38	per hr	7.11%
2022 EH Annual Cost & Staff Time (based on 2021)	\$2,033,178.00	3261.8	Staff Cost =	\$623.33	per day	\$89.05	per hr	0.00%
2021 EH Annual Cost & Staff Time	\$2,033,178.00	3261.8	Staff Cost =	\$623.33	per day	\$89.05	per hr	5.88%

PWS - Surface Water Staff Time is calculated by facility only. This is an underestimate of the total program costs.

Draft for BOH Review - May 2026
Table 3 - Environmental Health Division
Proposed Plan Review Fees Detail Sheet 2027

PROGRAM	FEES			# PLANS			LAST YEAR PLANS REVIEWED	TOTAL PROGRAM HOURS 2025	ESTIMATED HOURS PER PLAN	COST PER PLAN REVIEW	PROGRAM COST		REVENUE		REVENUE / PROGRAM COST	
	2027 PROPOSED	2026 FINAL	2025 FINAL	2027-EST INVOICED	2025 APPROVED	2025 INVOICED					2025 or ESTIMATE	2027 ESTIMATE	2025 FINAL	2027 ESTIMATE		2025 FINAL
PUBLIC WATER SYSTEMS								65.0			\$8,087	\$7,730	\$5,620	\$5,310	0.69	
Community Water System Facility < 100,000 gpd	\$450	\$450	\$450	1	1	1	2025	6.0	6.0	\$714	\$714	\$714	\$450	\$450	0.63	
Community Water System Facility ≥ 100,000 gpd	\$1,000	\$1,000	\$1,000	0	0	0	na	0.0	20.0	\$2,379	\$0	\$0	\$0	\$0		
Water Main Ext < 5,000'	\$300	\$300	\$300	3	3	3	2025	12.0	4.0	\$476	\$1,427	\$1,427	\$900	\$900	0.63	
≥ 5,000'	\$400	\$400	\$400	1	1	1	2025	6.0	6.0	\$714	\$714	\$714	\$400	\$400	0.00	
Cross-Connection Control	\$200	\$200	\$200	10	9	9	2025	27.0	3.0	\$357	\$3,568	\$3,211	\$2,000	\$1,800	0.56	
Add per device	\$50	\$50	\$50	15		14	2025	0.0					\$750	\$700		
Non-Community Water System	\$210	\$210	\$210	2	2	2	2025	6.0	3.0	\$357	\$714	\$714	\$420	\$420	0.59	
Water Storage Tank	\$500	\$500	\$500	0	0	0	2018	0.0	8.0	\$951	\$0	\$0	\$0	\$0	0.00	
Other Water System Modification or Project	\$175	\$175	\$160	4	4	4	2025	8.0	2.0	\$238	\$951	\$951	\$700	\$640	0.74	
FOOD SERVICE ESTABLISHMENTS											\$3,508	\$3,389	\$2,225	\$1,840	0.63	
High Risk	\$250	\$250	\$210	1	1	0	2024	3.5	3.5	\$416	\$416	\$416	\$250	\$0	0.60	
Medium Risk	\$225	\$225	\$210	5	4	4	2025	12.0	3.0	\$357	\$1,784	\$1,427	\$1,125	\$840	0.63	
Low Risk	\$150	\$150	\$150	5	6	6	2025	12.0	2.0	\$238	\$1,189	\$1,427	\$750	\$900	0.63	
Push Cart Medium/Low Risk	\$100	\$100	\$100	1	1	1	2025	1.0	1.0	\$119	\$119	\$119	\$100	\$100		
MOBILE HOME PARKS	\$460	\$460	\$460	0	0	0	2022	0.0			\$0	\$0	\$0	\$0		
Add per unit/lot	\$30	\$30	\$30	0	0	0	2007	0.0			\$0	\$0	\$0	\$0		
CAMPGROUNDS	\$200	\$200	\$200	0	1	1	2025	0.0	5.0	\$595	\$0	\$595	\$0	\$200		
SWIMMING POOLS/BATHING BEACHES ≤ 5,000 sqft	\$360	\$360	\$360	0	3	3	2025	0.0	6.0	\$714	\$0	\$2,141	\$0	\$1,080		
Swimming Pools > 5,000 sqft	\$770	\$770	\$770	0	0	0	2008	0.0	12.0	\$1,427	\$0	\$0	\$0	\$0		
MASS GATHERING (NEW; 1st 2 Submissions)	\$15,000	\$15,000	\$15,000	0	0	0	na		900.0	\$107,034	\$0	\$0	\$0	\$0		
MASS GATHERING (EXISTING; 1st 2 Submissions)	\$7,500	\$7,500	\$7,500	1	1	1	2025	440.8	440.8	\$52,417	\$52,417	\$52,417	\$7,500	\$7,500	0.14	
MASS GATHERING Multiple Submissions New/Existing	\$3,750	\$3,750	\$3,750	0	0	0	na		450.0	\$53,517	\$0	\$0	\$0	\$0		
ON-SITE WASTEWATER TREATMENT SYSTEMS								135.0			\$17,244	\$16,055	\$9,220	\$8,290	0.53	
0 - 499 gpd Design Rate	\$200	\$200	\$190	30	31	31	2025	93.0	3.0	\$357	\$10,703	\$11,060	\$6,000	\$5,890	0.56	
500 - 999 gpd Design Rate	\$250	\$250	\$230	5	4	4	2025	20.0	5.0	\$595	\$2,973	\$2,379	\$1,250	\$920	0.42	
1,000 - 1,999 gpd Design Rate	\$400	\$400	\$375	1	0	0	2024	0.0	8.0	\$951	\$951	\$0	\$400	\$0	0.42	
2,000+ gpd Design Rate	\$600	\$600	\$590	1	1	1	2025	10.0	10.0	\$1,189	\$1,189	\$1,189	\$600	\$590	0.50	
Other OWTS Modifications/Multiple Submissions	\$175	\$175	\$160	2	2	2	2025	4.0	2.0	\$238	\$476	\$476	\$350	\$320	0.74	
Holding Tank Plan Review & Initial Permit	\$160	\$160	\$160	2	2	2	2025	4.0	2.0	\$238	\$476	\$476	\$320	\$320	0.67	
Collector Sewer < 5,000'	\$150	\$150	\$150	2	2	2	2025	4.0	2.0	\$238	\$476	\$476	\$300	\$250		
≥ 5,000'	\$250	\$250	\$250	0	0	0	2022	0.0	3.0	\$357	\$0	\$0	\$0	\$0		
REALTY SUBDIVISION TOTAL								8.0			\$0	\$951	\$0	\$1,038	0.00	
REALTY SUBDIVISIONS *	\$800	\$800	\$800	0	1	1	2025	8.0	8.0	\$951	\$0	\$951	\$0	\$800		
Add per lot NYS filing fee	\$12.50	\$12.50	\$12.50	0	19	19	2025	0.0					\$0	\$238		
with Individual Water	\$35	\$35	\$35	0	0	0	2022	0.0	2.0	\$238	\$0	\$0	\$0	\$0		
with Individual OWTS	\$55	\$55	\$55	0	0	0	2023	0.0	2.0	\$238	\$0	\$0	\$0	\$0		
Subdivision Renewal	\$200	\$200	\$200	0	0	0	2020	0.0	2.0	\$238	\$0	\$0	\$0	\$0		
Preliminary Development Review	\$400	\$400	\$400	0	0	0	2014	0.0	4.0	\$476	\$0	\$0	\$0	\$0		
OTHER PLAN REVIEW	\$175	\$175	\$160	2	0	0	2022	0.0	2.0	\$238	\$476	\$0	\$350	\$0	0.74	
TOTAL PLAN REVIEW FEES												\$81,732	\$83,278	\$24,915	\$25,258	0.30

NOTES:

2025 EH Annual Cost & Staff Time	\$2,980,903.00	3580.7	Staff Cost =	\$832.48	per day	\$118.93	per hr	5.65%
2024 EH Annual Cost & Staff Time	\$2,822,896.00	3582.4	Staff Cost =	\$787.99	per day	\$112.57	per hr	18.02%
2023 EH Annual Cost & Staff Time	\$2,302,198.00	3448.2	Staff Cost =	\$667.65	per day	\$95.38	per hr	7.11%
2022 EH Annual Cost & Staff Time (based on 2021)	\$2,033,178.00	3261.8	Staff Cost =	\$623.33	per day	\$89.05	per hr	0.00%
2021 EH Annual Cost & Staff Time	\$2,033,178.00	3261.8	Staff Cost =	\$623.33	per day	\$89.05	per hr	5.88%

Hours per plan are estimated - actual time for each submittal varies significantly.


Draft for BOH Review - May 2026

Table 4 - Environmental Health Division Estimated Revenue from Other Fees 2027

Other Fees	2027 Proposed	5 Year Average	2025	2024	2023	2022	2021	2020
Late Fees	\$5,000.00	\$7,390.00	\$9,225.00	\$7,875.00	\$7,950.00	\$7,950.00	\$3,950.00	\$3,550.00
Expedited Permit 7 days or less	\$2,250.00	\$1,270.00	\$1,950.00	\$1,900.00	\$950.00	\$750.00	\$800.00	\$700.00
Penalties/Fines	\$28,000.00	\$29,430.00	\$30,350.00	\$14,250.00	\$54,050.00	\$40,500.00	\$8,000.00	\$10,500.00
Rabies Donations	\$500.00	\$1,078.37	\$523.00	\$970.10	\$1,002.00	\$1,075.00	\$1,821.75	\$1,847.00
Waivers	\$75.00	\$90.00	\$75.00	\$75.00	\$150.00	\$0.00	\$150.00	\$225.00
Waiver from NYS Appendix 75-A (OWTS)	\$0.00	\$0.00	\$0.00	\$0.00	\$0.00	\$0.00	\$0.00	\$0.00
Total Other Fees	\$35,825.00	\$39,333.37	\$42,123.00	\$25,145.10	\$64,202.00	\$50,375.00	\$14,821.75	\$16,922.00

Notes:

Late Application (May be waived at TCEH discretion)	\$50	\$3,750	\$5,000	<i>Est. 75-100 per year</i>
Expedited Permit 7 days or less (May be waived at TCEH discretion)	\$75	\$1,875	\$3,750	<i>Est. 25-50 per year</i>
Waiver from NYS Appendix 75-A OWTS (Est. 5 or less per year)	\$75	\$75	\$375	<i>Est. 1-5 per year</i>

Date: May 15, 2026
Memo to: Members of the Tom-pkins County Board of Health
From: Skip Parr, Director of Environmental Health 

Subject: Request for Approval: Refund Policy Revision

On June 25, 2024, Environmental Health (EH) adopted a revised refund policy, approved by the Board of Health. The revision removed the \$25 processing fee and allowed applicants to request a refund within six months of a permit's issue date.

EH is now proposing to shorten the refund request period from six months to three months. Because most of our permits are valid for one year, a six-month window provides an overly long grace period. Operators and applicants should be able to determine within a shorter timeframe whether they intend to proceed, and the policy already allows exceptions for extenuating circumstances. In addition, implementation of the new permit management system and integration with a new payment provider has made issuing refunds more administratively challenging. Clarifying language has also been added to better distinguish refund eligibility based on when payments are made versus when permits are issued.

Based on these considerations, EH requests the Board's approval of the attached revised refund policy.

Environmental Health Division
Policy for Refunds of Permit, Application and Plan Review Fees
Approved by BOH ~~June 2024~~ May 2026

Background:

The Tompkins County Environmental Health Division receives fees from the public for water system operations, onsite wastewater system applications, realty subdivision developments, permits to operate, plan reviews, and other services. This policy addresses those instances when the Division receives a request for a refund of these fees.

Policy:


1. Refunds may take 2 - 4 weeks to process.
2. For operating and facility permit fees, refunds will be issued to the applicant upon request if the request is received within ~~6-3~~ months of the payment date and no permit has been issued. If a permit has been issued date of the permit and if and the facility has not operated and if the permit has not expired, a refund may be issued if the request is received withing 3 months of the payment date and division staff has not conducted a field visit or spent more than 1 hour on a facility review & permit issuance.
3. For other application and plan review fees, refunds will be issued upon request if the request is received within ~~6-3~~ months of the payment date-submittal date of the application or plan and if the Division technical staff has not conducted a field visit or spent more than 1 hour reviewing the submittal.
4. Requests for fee refunds received within ~~6-3~~ months from the date of permit issuance or application or plan submittal ~~payment~~ may be issued for extenuating circumstances (e.g., in case of death or serious emergencies) with the approval of the Environmental Health Director.
5. Applicants that are denied a refund may submit a written statement or speak during privilege of the floor at a regularly scheduled Board of Health meeting to ask the Board to consider their request.

Approved by the Tompkins County Board of Health at its regular meeting on ~~June 25, 2024~~ May 26, 2026.

Jennie Sutcliffe
Whole Health Commissioner

Date

Diversity Through Inclusion

Date: June 15, 2026
Memo to: Members of the Tompkins County Board of Health
From: Skip Parr, Director of Environmental Health 

Subject: Proposed Modifications to Tompkins County Sanitary Code Discussion

Environmental Health (EH) is currently reviewing the Tompkins County Sanitary Code (TCSC) to identify needed updates and revisions. The last TCSC revision occurred in 2005 to Article IX (Air Pollution) when minor updates were filed with NYSDOH. More recently, staff have been working with RCAP Solutions to update Article VI (Sewage Holding, Treatment, and Disposal), which was last amended in 2000.

EH, with support from RCAP Solutions, is also drafting a new Article to establish requirements for the disclosure and/or inspection of onsite wastewater treatment systems and private water supplies at the time of real property transfer. Additional minor revisions, amendments, and removal of outdated or irrelevant sections outside of Article VI are anticipated as part of this process.

EH anticipates seeking input and feedback from County Planning, the County Attorney's Office, the Board of Health, and other stakeholders as appropriate. To support a smooth and timely process, I recommend that the Board begin considering how it would like to conduct its review of proposed revisions such as through a committee structure, full Board review, or another preferred approach. Establishing this framework now will help us coordinate partner involvement effectively and ensure that code revisions progress efficiently.

Process Overview

Amendments and new additions to the TCSC may be considered and adopted either collectively or individually. After the Board receives final draft versions for consideration, public hearing(s) will be scheduled, followed by a Board vote on the proposed changes.

Procedure for Adoption

Section 4.00 of the Bylaws of the Tompkins County Board of Health outlines the procedural requirements for adopting the Sanitary Code:

(a) The affirmative vote of a majority of the total membership of the Board of Health shall be required to pass any rule, regulation, order, or directive that constitutes the adoption of, or an amendment or addition to, the County Sanitary Code. On the final passage, the question shall be taken by ayes and noes, and the names of the members present and their votes shall be entered in the minutes of the proceedings.

(b) Every rule, regulation, order, or directive that constitutes an amendment or addition to the County Sanitary Code shall be mailed or delivered in final form to each member at least 10 calendar days, exclusive of Sunday, prior to passage.

(c) The Board of health shall hold a public hearing on every rule, regulation, order, or directive that constitutes the adoption of, or an amendment or addition to, the County Sanitary Code, prior to its final passage. Such public hearing shall be on at least five days' notice, published in the official daily newspaper(s) in the County.

(d) The Board of Health shall cause to be published annually a supplement to the County Sanitary Code which shall indicate all additions to, repeals, and amendments of any section of said Code.

(e) The Public Health Director shall cause to be furnished certified copies of the County Sanitary Code and its amendments for such fees as may be authorized by law.

Attached is the filing process to NYSDOH (Environmental Health Manual ADM 9).

F:\EH\LEGAL\TC Sanitary Code\Proposed Changes\Memo to BOH re TCSC changes -2026.docx

ENVIRONMENTAL HEALTH MANUAL

NEW YORK STATE DEPARTMENT OF HEALTH OFFICE OF PUBLIC HEALTH CENTER FOR ENVIRONMENTAL HEALTH <i>*[Replaces ADM 9 (2/24/92)]</i>	ITEM NO: ADM 9* DATE: 12/01/20*
	SUBJECT: Official Filing of County and City Sanitary Codes Page 1 of 1

PURPOSE

This updated guidance streamlines the filing process for sanitary code submittals.

POLICY

New or amended sanitary codes adopted by a city or county board of health or a county officer or body exercising the rule-making functions of a board of health, must be filed with the New York State Department of Health, in accordance with Public Health Law (PHL), Section 347.

BACKGROUND

PHL, § 347(a) specifies that any local rule, regulation, order and direction adopted by a board of health or a county officer shall indicate an effective date and with the signature of the county health commissioner or designee, must be filed as a public record in the Department, prior to becoming effective.

ROLES/RESPONSIBILITIES

City/County Health Department

1. Submits two (2) certified copies of the adopted city/county sanitary code or amendments for filing to the New York State Department of Health.
2. After receipt of NYS DOH acknowledgement that the sanitary code or amendment has been filed with the Department, files the sanitary code or amendment in the county clerk office.

New York State Department of Health

1. Sends acknowledgement to the city/county health department that the sanitary code or amendment has been filed.

REFERENCES

Public Health Law, §§ 347 and 308.

FOCUS TOPIC

May 2026 Report | Meeting Date, June 23, 2026

Electronic Health Record & Reporting

This month we will focus on the need for a new electronic health record for Whole Health, which will include the request of a letter of support from the Board to the Tompkins County Legislature for this budget request.

See PowerPoint slides on the next pages.

Whole Health Electronic Health Record and Reporting

Board of Health June 23, 2026

Electronic Health Record at Whole Health

The Electronic Health Record (EHR) touches the whole of Whole Health

- 9 programs within 5 (of 7) divisions
- 95 staff
- We currently use TenEleven

The EHR is critical to our work in

- The Mental Health Clinic
- Division of Psychiatry
- Personalized Recovery Oriented Services (PROS)
- CARE Team & Crisis Services
- Immunizations
- Moms Plus
- Safecare
- Rabies
- Tuberculosis
- Community Health Workers
- Quality Assurance and Improvement
- Finance and Billing
- Compliance


Current Challenges

The challenges are many but can largely be bucketed into five areas

1. Clinical concerns
2. Quality, compliance, and billing issues
3. Lack of client dignity and patient dissatisfaction
4. Staff morale
5. Financial waste

Challenge 1: Clinical Concerns

- Lack of continuity of mental health care between episodes of care, internal providers, and community agencies
- Mental health risk assessments aren't timely or accessible
- The treatment plan is structured for compliance – not meaningful for client care
- Delay in scheduling psychiatric appointments due to lack of patient portal/collateral records/interoperability
- Increased risk of vaccine errors



Challenge 1: Clinical Concerns (Prescriptions)

- Inadequate e-prescribe, lab orders and interconnectivity
 - Prescription history is incomplete
 - Medical providers cannot consistently send prescriptions
 - Inability to send or receive lab orders (critical to prescribing medications)
 - Unable to send or receive records with other partner organizations- including Centralus and Guthrie



Challenge 2: Quality Improvement Compliance and Billing

- Continuous quality improvement efforts are limited due to disparate systems and inability to validate, relate, or reconcile data
- Significantly hinders our ability to analyze data, use data to drive interventions and assess our impact – precludes us from doing extensive evaluation of our work
- System does not support timely billing or accurately check for insurance eligibility which results in hours of manual work for staff
- Does not facilitate compliance with OMH , HIPAA, and other regulatory requirements due to outdated forms, inflexible design and unhelpful customer service
- The current system forces duplicative record scanning
- Inefficiencies within system require more clicks to do a simple task

Challenge 3: Lack of Client Dignity

- No patient portal
 - Paperwork cannot be completed by clients on their own time or prior to an appointment
 - Clients cannot view their own clinical record without a written records request
 - Clients are not afforded their own agency over scheduling, rescheduling or canceling appointments, or requesting medication refills.
- Client preferred name and pronouns are not always visible – prevents us from offering trauma informed care
- Cumbersome workflows impact engagement and wait times, specifically very long wait times for immunization clinics

Challenge 4: Degrades Staff Morale

- The cost of multi-tasking and having to troubleshoot issues impacts clinicians' ability to be present and provide the best quality care
- Redundant documentation, consistent connectivity issues, loss of work contribute result in staff burnout
- Staff feel like they can't do their jobs to the best of their ability because they are hamstrung by a poor electronic health record
- Lack of professionalism from our current vendor is frustrating



Challenge 5: Financial Waste

- This is our 3rd time doing an RFP for a new electronic health record
 - We also had a failed implementation and then had to RFP an additional time
- A lot of resources spent developing workarounds rather than fixing the problem
- Estimated annual cost of inefficiencies
 - Cost of staff hours: \$600,000
 - Lost billable service costs: \$400,000
 - Total revenue loss: 1 million

Staff Quotes

- Clients who are not called by the correct name/pronouns do not feel safe, welcome, or respected in our clinics. They are less likely to use our services or recommend us to other members of the LGBTQIA+ community.
- Clients are often frustrated that they cannot sign things electronically and often must wait an entire week to be able to sign an ROI or for their providers to speak to each other. Many clients do not have the capability to print and scan paperwork and are understandably unwilling to drive sometimes over 30 minutes to downtown Ithaca just to do one signature.
- Clients must wait a long time at immunization clinics and are unhappy about the wait.
- We are often unable to respond immediately to a client's request for medication refills. Often, the client name/details are not understood on the voicemail.



Opportunity

- EPIC is the gold standard for EHRs - Flexible - Interoperable - Built for the future
- This could be the last electronic health record transition we ever have to do
- With EPIC the infrastructure of Whole Health would reflect the quality of the care at Whole Health
- We lead the county in terms of mental health care, and we fill an irreplaceable gap in public health services – EPIC is the investment we need to be able to sustain our work

Opportunities - Interoperability

- NYSIIS (New York State Immunization Information System) allows updated vaccine information to be shared with schools and local pediatricians
- Lab Orders and Results- Inform prescription refills and ensure client safety
- HealtheConnections/RHIO updates- Provide daily alerts when TCWH clients are hospitalized or visit the emergency room; share hospital discharge summaries from the Behavioral Science Unity facilitating timely continuity of care
- Potential to expedite records requests and receipts with partner organizations

Questions + Discussion

MONTHLY REPORT PACKET

May 2026 Report | Meeting Date, June 23, 2026

MEDICAL DIRECTOR REPORT	13
COMMISSIONER SHARED REPORT.....	14
DIVISION FOR COMMUNITY HEALTH.....	15
DIVISION OF HEALTH PROMOTION	18
CHILDREN WITH SPECIAL CARE NEEDS	20
ENVIRONMENTAL HEALTH	22
APPENDIX	26

MEDICAL DIRECTOR REPORT

WILLIAM KLEPACK, M.D., MEDICAL DIRECTOR

May 2026 Report | Meeting Date, June 23, 2026

No report this month.

COMMISSIONER REPORT

JENNIE SUTCLIFFE, COMMISSIONER OF WHOLE HEALTH

May 2026 Report | Meeting Date, June 23, 2026

See [Focus Topic](#)

DIVISION FOR COMMUNITY HEALTH

RACHEL BUCKWALTER, DIRECTOR

May 2026 Report | Meeting Date, June 23, 2026

tompkinscountyny.gov/health/chs

Highlights

COMMUNICABLE DISEASE

- **Campylobacteriosis 4 cases:** One case is a teen who may have gotten ill from consuming leftovers. One case is a person in their 20s who consumed many meals at various restaurants. One case is a person in the 60s with travel to Europe during the exposure window. One case is lost to follow up.
- **Strep Pneumoniae, Invasive 1 case:** The case patient is a pregnant person in their 20s.
- **Varicella 2 cases:** Both cases are college-aged and vaccinated for this disease.
- **Anaplasmosis 20 cases:** Cases are rising and include 5 ED visits, 5 hospital admissions and 10 outpatient encounters.
- CHS Team nurses met with NYSDOH CNY Regional office of Chronic Disease and Family Health Unit on May 13th to discuss our programs and what our units are doing in our community.
- CHS Director Rachel Buckwalter attended two trainings on Ebola preparedness in response to the growing Ebola outbreak in the DRC. So far Tompkins County has not had any travelers returning to our area that require monitoring for Ebola. Ebola resources have been shared with communicable disease staff and planning is ongoing.
- CHS Director Rachel Buckwalter provided an educational webinar on preventing tick-borne disease to the Municipal Health Insurance Consortium group on May 14th.

TUBERCULOSIS

- Our TB nurse continues to work with two persons with active TB.

ORAL HEALTH

- CHS Director Rachel Buckwalter and Sagarika Vemprala are working on a budget proposal for a school based mobile hygienist program.
- CHS Director Rachel Buckwalter attended a fluoride varnish training on May 5th which is required for this year's NYSDOH performance incentive project for local health departments.

STI

- CD/STI nurses listened in to the STI LHD call this month to discuss preparedness and updates for all many events going on in June and July. As a result, the STI nurse team ordered updated

brochures and materials to hand out at various community events as well as to have in our office.

IMMUNIZATIONS

- 12 people were seen in our on-site immunization clinic in May for various vaccines.
- CHN Liz Lawrence did a mobile clinic at STAP in May, providing Jynneos (Mpox) vaccine to 7 community members.

WIC

- WIC has two Nutritionist vacancies. In May Cindy Mallery retired after nearly 40 years of dedicated service, and Kelsie Fitch accepted a position in Medical Nutrition Therapy. Both program positions have been posted on the website and recruitment efforts are underway.
- We collaborated with Moms Plus, Hip Tompkins and Healthy Family to hold a community baby shower at GIAC. Details list below under Moms Plus+.
- Although two nutritionists left the agency during May, service delivery remained strong, with 494 participants served during the month.

SAFECARE PROGRAM

- There were 4 SafeCare visits made during May as we continue to work with 2 families.
- Caryl Silberman SCHN met with DSS and Family Treatment Court remotely at their monthly all staff meeting on May 27th to present a slide show all about SafeCare and how to make referrals to our program. This has resulted in three new referrals that were made in June!

MOMS PLUS+

- Moms PLUS+, WIC and HiP Tompkins hosted a Community Shower on May 5th at GIAC. 28 pregnant persons/new parents attended and received information, resources and free items to support parenting and infant care from a variety of community partners.
- Congrats to Moms PLUS+ nurses Rose Goosen and Gail Birnbaum for their successful childbirth education series held during May for 15 pregnant persons and their support person.
- Moms PLUS+ nurses met with CMC Birthplace Lactation Specialist and IBCLC Rebecca Costello to discuss our respective lactation services and referrals and how to better coordinate our services once the client is home from CMC.
- Moms PLUS+ nurses did 72 home visits in the month of May. This is down from April's record high of 87 home visits, however caseloads, admissions and referrals were about the same from April to May. Please see table in the CHS Appendix for more information.

RABIES

- 15 people received rabies vaccine at our clinic in the month of May. Exposures were mostly to bats but there was one dog bite and one fox bite.

- CHS nurses Sue Laratta and Rachel Buckwalter and EH supervisor Doug Barnes provided a rabies refresher training for CMC ED staff on May 13th. This is done yearly to ensure staff are trained in best practices for rabies post-exposure treatment.

LEAD

- 26 children are receiving case management services for elevated blood lead levels. There were two new admissions during the month of May.

HIV

- CHN Liz Lawrence did 6 HIV tests in the month of May at STAP.

CHS Appendix

- NYSDOH Communicable Disease Reports
- WIC Caseload table
- Moms PLUS+ Caseload table

DIVISION OF HEALTH PROMOTION

SAMANTHA HILLSON, DIRECTOR

tompskinscountyny.gov/health/hpp

May 2026 Report | Meeting Date, June 23, 2026

Highlights

- Jasmine Myrick completed her internship and graduated from University of Albany with a master's in public health (MPH). Jasmine was a great addition to the team and supported the Community Baby Shower, social media campaigns for National Public Health Week and Black Maternal Health Week, and created an interview guide for Community Health Workers and interviewed our CHW Team to better understand their experiences, role, and themes from their work. We wish Jasmine the best of luck with her next steps.

STAFFING

- Zoë Newmarco started as a Community Health Worker for HIP Tompkins (Healthy Infants Partnership). Zoë comes with great experience and is a trained doula. We are excited to have Zoë join the team and support birthing people and families in our community.

Program Updates

COMMUNITY HEALTH WORKER (CHW) AND PICHC PROGRAMS

- Supported the Birth Doula Training that occurred May 1-3, 2026 at The History Center of Tompkins County, in partnership with Calming Nature Doulas of Buffalo, NY, Southside Community Center, and the HIP Tompkins Community Action Board. The training was funded by the Park Foundation and the Health Foundation of Central and Western NY. Nine individuals completed the 3-day training, and the planning team is working on next steps to continue supporting this cohort to complete their certification.

COMMUNITY HEALTH ASSESSMENT (CHA) & COMMUNITY HEALTH IMPROVEMENT PLAN (CHIP)

- Collaborative presentation about the CHA/CHIP at Tompkins Cortland Community College on 3/26 with Cortland County Health Department.
- Continued development of the CHIP implementation plans.
-

HEALTHY NEIGHBORHOODS PROGRAM

- HNP was reinstated in the New York State Budget.

TOBACCO FREE TOMPKINS

- Planning to post Health Educator position to support Advancing Tobacco Free Communities and coordinate the JUUL Settlement Funds.

COMMUNICATIONS

- Built out [Mental Health Services group page](#), to show group services available for adults and for children/youth. Assistance with promotion of group opportunities.
- Working with Environmental Health on Harmful Algal Blooms (HABs) grant for community education. Developed flyers, magnets and other distributable items. Supported team in conducting outreach activities. Revised [HABs webpage](#).
- Attended Cornell Center for Health Equity Symposium and participated in panel, “The Why of Community Partnership.”
- Supported writing proposal for the NYSACHO mini-grant about the Immunization Action Plan to develop a communications campaign that builds awareness and promotes routine vaccinations for children 24-36 months old.

HPP Appendix

- Opioids, Monthly overdose calls to 911
- CHWs
- HNP, Monthly Activity table
- COVID-19
- Media
 - [Press releases](#)
- Outreach and Training (all staff)
- Committee and Partnership Meetings

CHILDREN WITH SPECIAL CARE NEEDS

JESSICA CLARK MANDERVILLE, DIRECTOR

tompkinscountyny.gov/health/cscn

May 2026 Report | Meeting Date, June 23, 2026

Highlights

Staff Training:

- Senior Community Health Nurse attended the EI/CYSCHN State meeting in Albany 5/19-5/20.
- A chart audit screening tool is being used for all chart discharges and to track errors.
- Acuity Form, renamed Case Management Tool, has been created and implemented to be able to assign cases equally.
- Monthly Stats and Productivity are being monitored and reviewed with staff at quarterly check-ins.

Program Work:

- The first All Staff Meeting on 5/19 with all attendees from the new division called Division of Family and Child Health to set up Division Goals and Expectations.
- First Supervisor Squad meeting was held with all supervisors from new division discussing division expectations, staff meeting structure and standing date, and supervisory check in templates
- Per-diem Service Provider positions are still available and posted for SI, SLP, and PT in Early Intervention.

Program Updates

EARLY INTERVENTION

- Stipends per service rendered are being billed and sent out to private providers and agencies, including services for ongoing therapy sessions, core evaluation and supplemental evaluations. Any stipend payments that have not been billed yet are being tracked by support staff.
- Early Intervention experiencing wait lists for all specialties- **Post 5/28/26**
Speech (32) Feeding (6), OT (14), PT (30), SI (20), SW (2)
- New Referrals received **May: 19**
- EI Core Eval Teams are back down to 4 Racker slots per week and eval in Syracuse at Liberty Post
- Currently serving 198 active (and/or) qualified children in Early Intervention. 0 Total Child Find Cases

PRESCHOOL

- Continued Medicaid Consent Documentation Chart review completed for CPSE. Districts notified of students missing consent and encouraged to obtain consent for billing purposes.
- Continued follow-up with districts regarding timely submission of reimbursement for services documents.
- Small County workgroup established with Steuben, Cayuga, Schuler and Tioga to share knowledge, workflows and discussion around shared barriers.

[CSCN Appendix](#)

- Statistics based on Calendar Year
- Early Intervention Program statistical highlights
- Preschool Special Education Program statistical highlights

ENVIRONMENTAL HEALTH

SKIP PARR, DIRECTOR

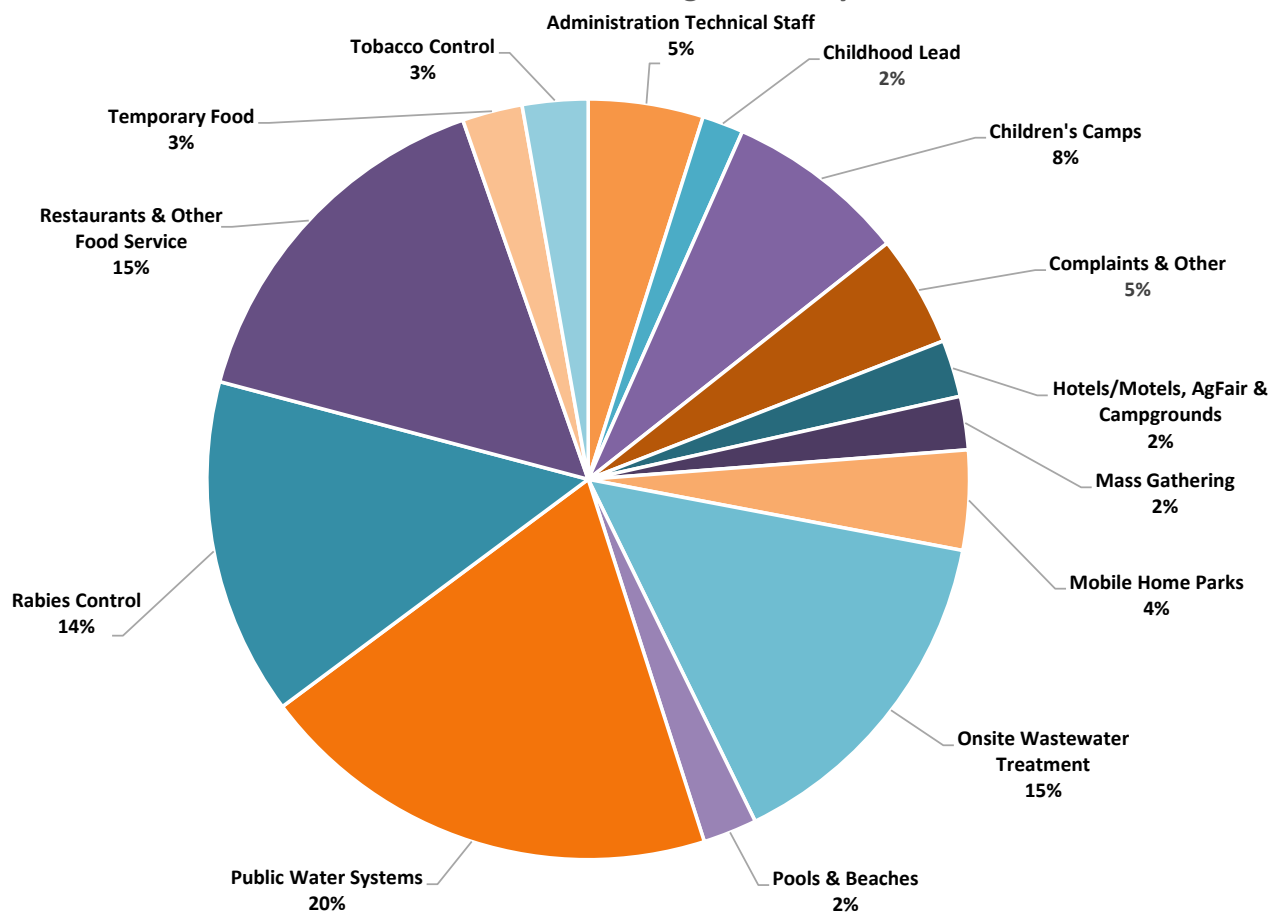
tompkinscountyny.gov/health/eh

May 2026 Report | Meeting Date, June 23, 2026

Highlights

Summary of Activity

Staff Time in Environmental Health Programs - May 2026



[Also see appendix](#)

Program Updates

Food Program

FSE INSPECTIONS

The [results of food service establishment inspections](#) conducted in Tompkins County can be viewed directly on the Environmental Health website. Inspections can be sorted to meet the needs of the viewer (by facility, date, etc.) by clicking on the column heading of interest.

PLANS APPROVED THIS PERIOD

- The Underground, C-Ithaca

NEW PERMITS ISSUED

- La Mexicana, Throughout Tompkins
- Macro Mama's, Throughout Tompkins
- Nacho Bizzness, Throughout Tompkins

Boil Water Orders (BWOs)

NEW

Facility Name	BWO Issued	Reason	Corrective Action	Status
Ithaca Estates	05/13/26	Precautionary – surfacing sewage	Submit satisfactory samples	Satisfactory samples received; BWO released 05/21/26
Roman Village	06/03/26	Positive Total Coliform samples	Submit satisfactory samples	Satisfactory samples pending

ONGOING

Facility Name	BWO Issued	Reason	Corrective Action	Status
Dollar General North Lansing	02/08/22	Operating without TCEH approval	Water System Approved	Monitoring System Operation; BOH Action Pending

RELEASED

Facility Name	BWO Issued	Reason	Corrective Action	Status
Ithaca Estates	04/16/26	Inadequate Pressure	Restore adequate pressure & submit satisfactory samples	Satisfactory samples received; BWO released 05/11/26

Summary of Open BOH Enforcement Actions

Date of BOH Action	Facility	Owner/ Operator	Basis for Action	Penalty Assessed	Next BOH Order Deadline	Status
01/28/25	Hanshaw Village MHP – ENF-24-0019	CNY MHPS, LLC	PWS – Violation of BOH Orders	NA	Draft feasibility study under review	Awaiting results of ESD grant application for funding
09/23/25	Little Venice Ristorante – ENF-25-0015	Jessica Gardner, Stevearenozz, Inc	FSE – repeat critical violations; foods not kept at or below 45°	\$200	11/14/25 Penalty due	Late penalty notice sent 04/16/26
10/28/25	Empire State Special Needs – ENF-25-0022	Cynthia Reuter, ESSNE	Pool – failure to maintain disinfection	\$400; Paid 11/25/25	05/31/26 Repair/Replace pool disinfection system	Proof or repair/replacement pending
01/27/26	John Joseph Inn – ENF-25-0023	John Hamilton	TR – improper storage of flammables; PWS – failure to meet monitoring requirements	\$800 due 03/15/26	02/10/26 Submit sampling/operational reports	Reports pending; Late penalty notice sent 4/16/26
01/27/26	Newfield Estates MHP – ENF-25-0026	Newfield Estates MHP, LLC	MHP – Violation of BOH Orders; operating without a permit	\$1,900 due 03/15/26	02/26/26 Submit complete renewal application & fee	Application pending; Late penalty notice sent 4/16/26
01/27/26	Casper’s Kitchen – ENF-25-0027	Kevin Griffin	FSE – foods not cooled using approved method	\$200 due 03/15/26	03/15/26 Penalty due	Late penalty notice sent 04/16/26; Violation of BOH Orders – Action Pending
03/24/26	Ithaca Beer Company – EH-ENF-25-0030	Ithaca Beer Company, Inc	FSE – foods not stored under refrigeration	\$200 due 05/15/26	05/15/26 Penalty due	Payment pending
03/24/26	The Lotus – EH-ENF-25-0031	Namu-Pinetree, LLC	FSE – Failure to provide and use accurate thermometer	\$400 due 05/15/26	05/15/26 Penalty due	Payment pending
04/28/26	Bailey Park MHP – ENF-26-006	1395 Danby, LLC	MHP & PWS – failure to adequate water quality, quantity & pressure	No Penalty	05/15/26 Submit engineers report	Report pending

04/28/26	Ithaca Estates MPH – ENF-26-007	Ithaca Estates, LLC	MHP & TCSC – discharge of sewage	\$400 due 06/15/26	06/15/26; Paid 5/19/26	Violations of BOH Orders – Action Pending
04/28/26	Hanshaw Village MHP – ENF-26-010	CNY MHPS, LLC	MHP & TCSC – Violation of BOH Orders; discharge of sewage	\$1,500 due 06/15/26	05/16/26 Submit engineers report	Report pending

[EH Appendix](#)

- Summary of Activity

APPENDIX

- [Community Health Services](#)
 - [Health Promotion Program](#)
 - [Children with Special Care Needs](#)
 - [Environmental Health](#)
-

Community Health Services

WIC CASELOAD DATA FFY 2026

TCWH WIC Program	OCT	NOV	DEC	JAN	FEB	MAR	APR	MAY	JUN	JUL	AUG	SEPT	AVG.
Target Caseload	1320	1320	1320	1320	1320	1320	1320	1320	1320	1320	1320	1320	
Participation	1289	1272	1251	1255	1236	1238	1226	1202					1246
% Caseload Served	97.65%	96.36%	94.77%	95.08%	93.64%	93.79%	92.88%	91.06%					94.40%
% Change Per Month	-1.06%	-1.29%	-1.59%	0.30%	-1.44%	0.15%	-0.91%	-1.82%					-0.96%
Enrolled	1340	1355	1338	1328	1312	1299	1304	1273					1319
Participation/ Enrollment	96.19%	93.87%	93.50%	94.50%	94.21%	95.30%	94.02%	94.42%					94.50%

MOMS PLUS+ CASELOAD DATA CY 2026

MOMS Data 2025	JAN	FEB	MAR	APR	MAY	JUN	JUL	AUG	SEP	OCT	NOV	DEC
Caseload	69	74	71	74	76							
Visits	74	60	67	87	72							
Admissions	24	21	19	19	18							
Referrals	45	54	71	40	42							

ATTACHMENTS

- NYSDOH Communicable Disease Reports.

N.Y.S. Department of Health
 Division of Epidemiology
 Communicable Disease Monthly Report*, DATE: 03JUN26
 Rates are defined as: Cases/100,000 population/Month

County=TOMPKINS Month=May

Disease	2026		2025		2024		2023		Ave (2023-2025)	
	Freq	Rate	Freq	Rate	Freq	Rate	Freq	Rate	Freq	Rate
ANAPLASMOSIS**	20	226.8	15	170.1	7	79.4	9	102.1	10	113.4
BABESIOSIS**	0	0	1	11.3	1	11.3	0	0.0	1	11.3
CAMPYLOBACTERIOSIS**	4	45.4	4	45.4	2	22.7	0	0.0	2	22.7
COVID-19	9	102.1	35	396.9	45	510.3	60	680.4	47	532.9
CRYPTOSPORIDIOSIS**	0	0	1	11.3	0	0.0	0	0.0	0	0.0
DENGUE FEVER**	0	0	0	0.0	1	11.3	0	0.0	0	0.0
ECOLI SHIGA TOXIN**	0	0	0	0.0	0	0.0	1	11.3	0	0.0
GIARDIASIS	0	0	0	0.0	1	11.3	0	0.0	0	0.0
HAEMOPHILUS INFLUENZAE, NOT TYPE B	0	0	0	0.0	1	11.3	0	0.0	0	0.0
HEPATITIS B,ACUTE	0	0	0	0.0	0	0.0	1	11.3	0	0.0
HEPATITIS B,CHRONIC**	1	11.3	1	11.3	1	11.3	3	34.0	2	22.7
HEPATITIS C,CHRONIC**	1	11.3	0	0.0	0	0.0	1	11.3	0	0.0
INFLUENZA A, LAB CONFIRMED	2	22.7	6	68.0	5	56.7	2	22.7	4	45.4
INFLUENZA B, LAB CONFIRMED	2	22.7	53	601.0	9	102.1	2	22.7	21	238.1
LYME DISEASE** *****	61	691.7	5	56.7	27	306.2	22	249.5	18	204.1
RESPIRATORY SYNCYTIAL VIRUS	16	181.4	4	45.4	0	0.0	0	0.0	1	11.3
SALMONELLOSIS**	0	0	2	22.7	0	0.0	0	0.0	1	11.3
SHIGELLOSIS**	0	0	0	0.0	1	11.3	0	0.0	0	0.0
STREP,GROUP A INVASIVE	0	0	0	0.0	0	0.0	3	34.0	1	11.3

Disease	2026		2025		2024		2023		Ave (2023-2025)	
	Freq	Rate	Freq	Rate	Freq	Rate	Freq	Rate	Freq	Rate
STREP PNEUMONIAE,INVASIVE**	1	11.3	0	0.0	0	0.0	0	0.0	0	0.0
VARICELLA	2	22.7	0	0.0	0	0.0	0	0.0	0	0.0
YERSINIOSIS**	0	0	0	0.0	1	11.3	1	11.3	1	11.3
SYPHILIS TOTAL.....	1	11.3	0	0.0	1	11.3	0	0.0	0	0.0
- EARLY LATENT**	1	11.3	0	0.0	0	0.0	0	0.0	0	0.0
- LATE LATENT**	0	0	0	0.0	1	11.3	0	0.0	0	0.0
GONORRHEA TOTAL.....	3	34.0	1	11.3	9	102.1	10	113.4	7	79.4
- GONORRHEA	3	34.0	1	11.3	9	102.1	10	113.4	7	79.4
CHLAMYDIA	15	170.1	17	192.8	19	215.4	24	272.1	20	226.8

*Based on month case created, or December for cases created in Jan/Feb of following year

**Confirmed and Probable cases counted

***Not official number

**** Beginning in 2022, exptropolated results were no longer used and all confirmed/probable cases are counted.

N.Y.S. Department of Health
Division of Epidemiology
Communicable Disease Monthly Report*, DATE: 03JUN26
Through May
Rates are defined as: Cases/100,000 population/Month

County=TOMPKINS

Disease	2026		2025		2024		2023		Ave (2023-2025)	
	Freq	Rate	Freq	Rate	Freq	Rate	Freq	Rate	Freq	Rate
ANAPLASMOSIS**	33	374.2	244	2766.8	107	1213.3	116	1315.4	156	1768.9
BABESIOSIS**	1	11.3	61	691.7	28	317.5	34	385.5	41	464.9
BLASTOMYCOSIS	0	0	0	0.0	0	0.0	1	11.3	0	0.0
CAMPYLOBACTERIOSIS**	17	192.8	37	419.6	39	442.2	26	294.8	34	385.5
CHIKUNGUNYA**	0	0	0	0.0	0	0.0	1	11.3	0	0.0
COVID-19	361	4093.5	764	8663.2	1565	17746	2748	31160	1692	19186
CRYPTOSPORIDIOSIS**	4	45.4	6	68.0	8	90.7	7	79.4	7	79.4
CYCLOSPORA	0	0	1	11.3	4	45.4	0	0.0	2	22.7
DENGUE FEVER**	0	0	0	0.0	6	68.0	0	0.0	2	22.7
ECOLI SHIGA TOXIN**	2	22.7	5	56.7	2	22.7	4	45.4	4	45.4
EHRlichiosis (EWINGII)**	0	0	0	0.0	0	0.0	1	11.3	0	0.0
GIARDIASIS	2	22.7	13	147.4	16	181.4	14	158.7	14	158.7
HAEMOPHILUS INFLUENZAE, NOT TYPE B	0	0	0	0.0	4	45.4	1	11.3	2	22.7
HEPATITIS B,ACUTE	0	0	0	0.0	0	0.0	1	11.3	0	0.0
HEPATITIS B,CHRONIC**	5	56.7	14	158.7	19	215.4	10	113.4	14	158.7
HEPATITIS C,ACUTE**	0	0	4	45.4	3	34.0	5	56.7	4	45.4
HEPATITIS C,CHRONIC**	5	56.7	8	90.7	17	192.8	22	249.5	16	181.4
HERPES INF, INFANT =< 60 DAYS	0	0	0	0.0	0	0.0	1	11.3	0	0.0
INFLUENZA A, LAB CONFIRMED	576	6531.4	1539	17451	1130	12813	251	2846.2	973	11033
INFLUENZA B, LAB CONFIRMED	440	4989.3	296	3356.4	125	1417.4	30	340.2	150	1700.9
INFLUENZA UNSPECIFIED, LAB CONFIRMED	0	0	1	11.3	0	0.0	0	0.0	0	0.0
LEGIONELLOSIS	0	0	2	22.7	2	22.7	15	170.1	6	68.0

Disease	2026		2025		2024		2023		Ave (2023-2025)	
	Freq	Rate	Freq	Rate	Freq	Rate	Freq	Rate	Freq	Rate
LYME DISEASE** ****	101	1145.3	205	2324.5	375	4252.2	415	4705.8	332	3764.6
MALARIA	0	0	0	0.0	1	11.3	2	22.7	1	11.3
MENINGITIS, ASEPTIC	0	0	0	0.0	1	11.3	0	0.0	0	0.0
PERTUSSIS**	0	0	5	56.7	16	181.4	0	0.0	7	79.4
Q FEVER**	0	0	0	0.0	1	11.3	0	0.0	0	0.0
RESPIRATORY SYNCYTIAL VIRUS	255	2891.5	199	2256.5	230	2608.0	64	725.7	164	1859.6
SALMONELLOSIS**	1	11.3	16	181.4	22	249.5	12	136.1	17	192.8
S.PARATYPHI	0	0	0	0.0	1	11.3	0	0.0	0	0.0
SHIGELLOSIS**	2	22.7	5	56.7	3	34.0	1	11.3	3	34.0
STREP,GROUP A INVASIVE	4	45.4	4	45.4	10	113.4	11	124.7	8	90.7
STREP,GROUP B INVASIVE	2	22.7	12	136.1	3	34.0	1	11.3	5	56.7
STREP PNEUMONIAE,INVASIVE**	2	22.7	0	0.0	6	68.0	3	34.0	3	34.0
TOXIC SHOCK SYNDROME,STREPTOCOCCAL**	0	0	0	0.0	0	0.0	1	11.3	0	0.0
TUBERCULOSIS***	0	0	4	45.4	0	0.0	1	11.3	2	22.7
TYPHOID FEVER	0	0	0	0.0	0	0.0	1	11.3	0	0.0
VARICELLA	2	22.7	4	45.4	1	11.3	0	0.0	2	22.7
VIBRIO - NON 01 CHOLERA**	0	0	1	11.3	0	0.0	3	34.0	1	11.3
WESTNILE VIRUS**	0	0	0	0.0	1	11.3	0	0.0	0	0.0
YERSINIOSIS**	2	22.7	2	22.7	5	56.7	1	11.3	3	34.0
SYPHILIS TOTAL.....	5	56.7	8	90.7	18	204.1	12	136.1	13	147.4
- EARLY LATENT**	2	22.7	4	45.4	9	102.1	6	68.0	6	68.0
- LATE LATENT**	3	34.0	4	45.4	9	102.1	6	68.0	6	68.0
GONORRHEA TOTAL.....	30	340.2	74	839.1	107	1213.3	120	1360.7	100	1133.9
- GONORRHEA	30	340.2	74	839.1	107	1213.3	120	1360.7	100	1133.9
CHLAMYDIA	87	986.5	256	2902.9	277	3141.0	328	3719.3	287	3254.4
CHLAMYDIA PID	0	0	2	22.7	0	0.0	0	0.0	1	11.3

*Based on month case created, or December for cases created in Jan/Feb of following year

**Confirmed and Probable cases counted; Campylobacter confirmed and suspect

***Not official number

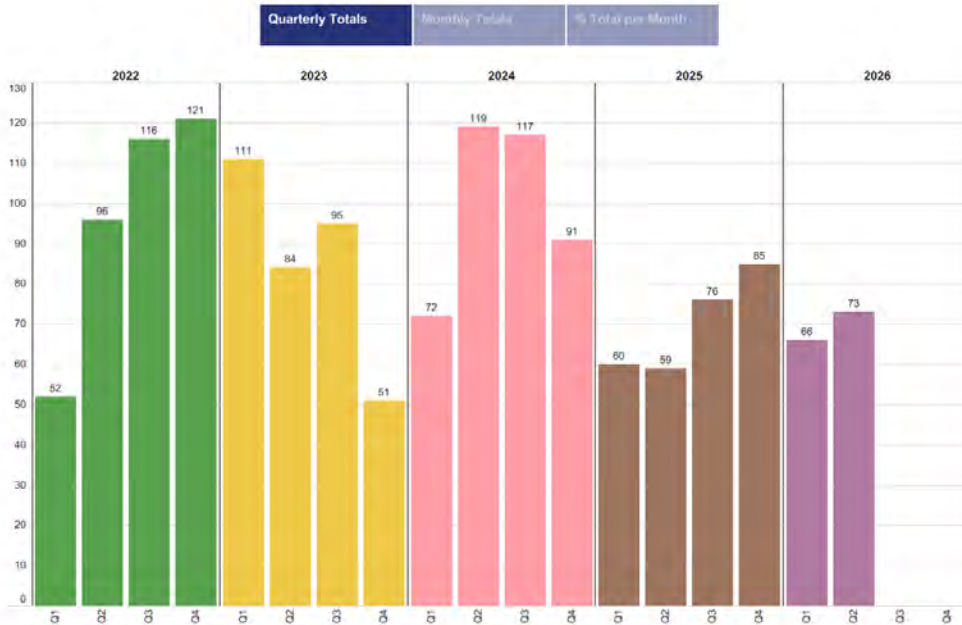
**** Beginning in 2022, extrapolated results were no longer used and all confirmed/probable cases are counted.

Health Promotion Program

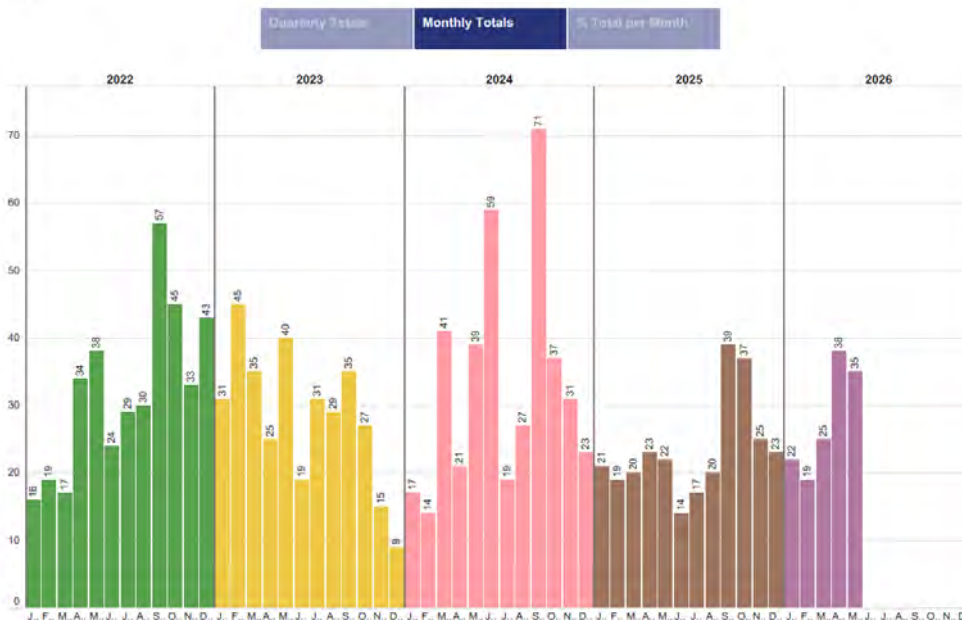
Opioids

911 CALL REPORTS

All calls that come into Tompkins County's 9-1-1 center are coded based on the type of emergency. To help direct the call, the dispatcher assigns each a "Nature." The Department of Emergency Response (DoER) sends monthly totals to Whole Health for calls coded as "Overdose/Poisoning." The visuals show call numbers by quarter and by month for years 2022-2026.



Note: Q2 2026 includes only 2 months of the quarter.



[Click here for these and additional data visuals on the WH website.](#)

CHWs

MONTHLY STATS

Enrolled CHW Clients	May 2026	YTD 2026	May 2025	TOTAL 2025
HiP Tompkins	37	39	29	43
General CHW Program	38	38	31	36

OUTREACH

- Community Baby Shower –5/2
- Loaves and Fishes – 5/4
- Thrive Night at the Salvation Army – 5/4
- Foodnet Mac N Cheese Bowl – 5/6
- Better Together for Mental Health – 5/9
- Developmental Disability Resource Fair –5/19
- Asteri – 5/26
- Ithaca Festival 5/30

TRAININGS

- Maternal Mental Health: Accelerating Innovative Solutions – 5/13
- Early Intervention and CYSHCN Statewide Summit – 5/19 & 5/20
- PICHC Monthly Statewide Call – 5/20
- Reproductive Loss and the Care of Survivors of Trauma – 5/20
- PICHC Learning Community Check in Session 2 – 5/28

HNP

MONTHLY STATS

HEALTHY NEIGHBORHOODS PROGRAM	May 2026	YTD 2026	May 2025	TOTAL Jan-Dec 2025
# of Initial Home Visits (including asthma visits)	13	88	42	393
# of Revisits	0	4	1	13
# of Asthma Homes (initial)	2	21	2	106
# of Homes Approached	25	26	3	8

OUTREACH & TRAINING

- Webinar: Managing Change in Public Health: An Introduction to Organization Change Management
- Symposium: Let's Talk About Health: Caring for Older Adults in Rural New York
- Outreach Event: Better Together
- Canvassed Groton MHP
- Webinar: Tick Prevention

- Webinar Series 2: Navigating Change in the Public Health Field: Strategies for Resiliency
- Safety & Advisory Board Meeting
- CNY Coalition for Healthy Indoor Air Board Meeting
- CNY Coalition for Healthy Indoor Air Library Project
- Vending Committee Meeting with 2026 County Workforce Wellness Survey Results Presentation

COVID-19

- Flu reporting season (2025-2026) ended May 23. COVID-19 updates will still occur on [website](#). Discontinued weekly social media updates until flu season begins again in Oct. 2026.

Media

SOCIAL MEDIA

- Highlights:
- Mental Health Awareness month; weekly posts
- Tick Bite Awareness/Lyme Disease prevention month
- Harmful Algal Blooms (HABs) awareness
- Dog Bite/Rabies awareness
- Event promotion:
- Community Baby Shower (May 2, Ithaca)
- Better Together for Mental Health (May 9, Ithaca)
- Intellectual/Developmental Disabilities Resource Fair (May 19, Ithaca)
- Family Health Network of Central NY's Mobile Health Clinic (May 20/29, Dryden)
- Rabies Vaccination Clinic (May 27, Danby)

PRESS RELEASES

- (5/4/26) [Health Alert: Tompkins County Environmental Health Seeks Information About a Dog Bite on South Hill \(near Emerson Hall, Ithaca College\)](#)
- (5/6/26) [Health Alert: Tompkins County Environmental Health Seeks Information About a Dog Bite at the Ithaca Children's Garden](#)
- (5/14/26) [Health Alert: TCWH Issues Statement Regarding Hantavirus; Risk Is Low](#)
- (5/21/26) [Health Alert: Harmful Algal Bloom Seasonal Awareness](#)
- (5/22/26) [Tompkins County Whole Health Issues Statement Regarding Mifepristone](#)
- (5/26/26) [Mental Health Awareness Month; Crisis Intervention Services & Ongoing Care](#)
- (5/29/26) [Health Alert: Check for Ticks, Prevent Lyme Disease & Other Tick-Borne Illnesses \(Lyme Disease Awareness Month\)](#)

Outreach & Training

Conducted by Health Promotion, PH Fellows, CSCN, and Mental Health staff

OUTREACH

- (5/2/26) Community Baby Shower (GIAC, Ithaca)
- (5/4/26) Thrive Night! (Salvation Army, Ithaca)
- (5/6/26) Food Net Meals on Wheels Mac N’ Cheese Bowl (Steamboat Landing, Ithaca)
- (5/9/26) Better Together for Mental Health (Stewart Park, Ithaca)
- (5/19/26) Intellectual/Developmental Disabilities Resource Fair (Boynton Middle School, Ithaca)

TRAINING

- Region 2 PHTC: Managing Change in Public Health: An Introduction to Organization Change Management (Webinar)
- County Health Rankings & Roadmaps: The future of public health: Where we're headed and what it will take (Webinar)

Committee and Partnership Meetings

Group, Organization	Activity/Purpose	Date
Health Planning Council	Advisory Board and Executive Committee, Hillson reappointed as Secretary and Co-Chair of Community Health and Access Cte.	Bi-monthly
Community Health and Access Committee	Sub-committee of the HPC. Focus on telehealth, maternal health, etc.	Quarterly
COFA Advisory Board	Updates and Age Friendly	Quarterly
Suicide Prevention Coalition	In partnership with the Sophie Fund	Monthly
Immunization Coalition	Quarterly meeting, updates about COVID-19 vaccine and discussion/feedback, youth vaccination promo	Quarterly
Lead Poisoning Prevention Network	Quarterly meeting, review lead cases, prevention, new regulation	Quarterly
Cayuga Health Data Governance Committee	Oversight/advisory committee for the health equity team at Cayuga Health, focus on data collection for health equity, We Ask Because We Care campaign.	Quarterly
TC Cancer Screening Working Group	Regular meeting	Monthly
Aging Services Network	Regular meeting	Monthly
Homeless & Housing Taskforce	Regular meeting	Bi-monthly
PICHC Partners Meeting	Weekly meeting to discuss community health worker roles, align program design, collaborate w/community partners	Weekly
PICHC State Call	Monthly meeting for PICHC programs in NYS	Monthly

LATCH: Lactation Alliance for Tompkins County Health	Monthly meeting of community partners/stakeholders. Mission: To protect, promote, & support breastfeeding/ chestfeeding in Tompkins County, and to protect, promote, & support the rights of families to achieve their infant feeding goals.	Monthly
Health Planning Council	Advisory Board and Executive Committee, Hillson reappointed as Secretary and Co-Chair of Community Health and Access Cte.	Bi-monthly
Community Health and Access Committee	Sub-committee of the HPC. Focus on telehealth, maternal health, etc.	Quarterly

Children with Special Care Needs (CSCN)

STATISTICAL HIGHLIGHTS

- *See following pages.*

**Children with Special Care Needs Division
Statistical Highlights 2026
EARLY INTERVENTION PROGRAM**

Number of Program Referrals	Jan	Feb	March	April	May	June	July	Aug	Sept	Oct	Nov	Dec	2026 Totals	2025 Totals	2024 Totals
Initial Concern/reason for referral:															
-- DSS Founded Case	0	0	0	1	1								2	0	1
-- Gestational Age	0	0	1	1	1								3	3	4
-- Gestational Age/Gross Motor	0	0	0	0	0								0	1	1
-- Global Delays	0	0	0	0	0								0	2	1
-- Hearing	0	0	0	0	2								2	1	4
-- Physical	0	0	3	0	0								3	0	0
-- Feeding	0	0	0	2	0								2	6	10
-- Feeding & Gross Motor	1	0	1	0	0								2	10	5
-- Feeding & Social Emotional	0	0	0	0	0								0	1	0
-- Gross Motor	5	5	5	5	6								26	41	32
--Gross Motor & Hearing	0	0	0	0	0								0	1	
--Gross Motor, Feeding & Social/Emotional	1	0	1	0	0								2	1	
-- Gross Motor & Fine Motor	1	0	1	0	0								2	5	1
-- Gross Motor, Speech & Social Emotional	1	0	0	0	0								1	3	5
Gross Motor, Speech& Hearing	0	0	0	0	0								0	0	4
Gross Motor, Speech& Feeding	0	0	1	0	0										
--Fine Motor & Feeding	0	0	0	0	0								0	1	
-- Fine Motor	0	0	0	0	0								0	0	1
-- Social Emotional	0	0	0	1	0								1	0	3
-- Social Emotional & Gross Motor	1	1	0	0	0								2	2	0
-- Speech	9	9	8	8	4								38	115	102
-- Speech & Cognitive	1	0	0	0	0								1	0	1
-- Speech & Feeding	0	0	0	2	0								2	3	3
-- Speech & Fine Motor	0	0	0	0	0								0	2	1
-- Speech & Gross Motor	0	0	1	2	1								4	3	6
-- Speech & Hearing	0	0	0	0	0								0	3	3
-- Speech & Sensory	1	0	0	0	0								1	4	2
-- Speech & Social Emotional	0	0	1	1	0								2	3	6
-- Speech, Feeding & Gross Motor	0	0	1	0	0								1	1	0
-- Speech, Fine Motor, Social/Emotional, Other	0	1	1	1	0								3	6	3
-- Adaptive	0	0	0	0	0								0	0	0
-- Adaptive/Sensory	0	1	0	0	0								1	0	0
-- Adapative/Fine Motor	0	0	0	0	0								0	0	0
-- Qualifying Congenital / Medical Diagnosis	0	1	2	0	0								3	2	0

-- Other -- Birth Trauma	0	0	0	0	0								0	0	3
-- Overall Development	0	0	0	0	0								0	2	4
-- Sensory, Safety, Motor	0	0	0	0	0								0	1	1
-- Child in Foster Care	0	0	0	0	0								0	0	2
-- Maternal Drug Use	0	0	0	1	0								1	4	1
Total # of CYSHCN Referrals	0	0	0	0	0								0	10	10
Total # of Information and Referrals (I&R)	0	5	1	0	6								12	63	74
Total # of Child Find Referrals	0	0	1	0	0								1	3	3
Total Number of CSCN Program Referrals	21	23	29	25	21	0	0	0	0	0	0	0	119	303	297

Caseloads															
Total # of clients worked with during this month	161	172	188	197	198										
Average # of Cases per Full Time Service Coordinator	26.83	28.67	31.33	32.8	33.0										

EARLY INTERVENTION PROGRAM

Billable Expenses/Visits	Jan	Feb	March	April	May	June	July	Aug	Sept	Oct	Nov	Dec	2026 Totals	2025 Totals	2024 Totals
-- Intake visits	20	15	32	22	18									222	175
-- IFSP Meetings	0	0	0	0	0									1	2
-- Initial IFSP	1	0	1	1	1									16	22
-- Core Evaluations	4	4	5	8	5									62	83
-- Core Evaluations with IFSP	7	8	5	11	6									110	88
-- Supplemental Evaluations	2	2	4	2	5									40	33
-- Supplemental Evaluations with Amendment	2	4	5	2	2									32	16
-- Observation Visits	32	44	43	58	51									388	321
-- IFSP Change Visit	3	6	6	5	4									53	19
-- IFSP Review Visit	22	10	17	20	21									204	186
-- CPSE meetings	4	4	7	4	4									55	64
-- SC Discuss	30	34	24	29	37									518	263
-- SC Visits	5	8	16	13	16									137	131
--No Show	0	0	1	1	0									12	
-- Family Training/Team Meetings	0	0	0	0	0									1	0
-- Phone Call	213	282	246	290	314									2415	1814
-- OSC-Transfer Chart to OSC	4	3	7	5	5									83	68
-- Transition meetings	4	16	12	4	2									69	44
-- Home Visit for Signature	4	1	3	0	2									17	14

Services and Evaluations Pending & Completed																
Children with Services Pending(Needs List)																
-- Feeding	6	6	6	7	7									32	75	84
-- Nutrition	0	0	0	0	0									0	0	0
-- Occupational Therapy	9	10	10	17	15									61	135	136
-- Physical Therapy	25	28	27	28	32									140	169	96
-- Social Work	2	2	2	2	2									10	39	48
-- Special Education	15	25	25	21	20									106	175	263
-- Speech Therapy	35	36	38	39	33									181	569	560

EARLY INTERVENTION PROGRAM

Early Intervention Discharges	Jan	Feb	March	April	May	June	July	Aug	Sept	Oct	Nov	Dec	2026 Totals	2025 Totals	2024 Totals
-- To CPSE	5	0	1	0	3								9	69	59
-- Aged out	0	1	0	3	0								4	14	14
-- Skilled out	0	1	2	3	4								10	14	22
-- Moved	0	1	0	0	0								1	13	9
-- Not Eligible/DNQ	9	3	5	1	6								24	68	62
-- Family Refused/Unable to Locate	4	3	2	4	5								18	40	26
--Child Deceased	0	0	0	0	0								0	0	0
Total Number of Discharges	18	9	10	11	18	0	0	0	0	0	0	0	66	218	192
Child Find															
Total # of Referrals	0	0	1	0	0								1	2	4
Total # of Children in Child Find	0	0	1	1	1								3	7	6
Total # Transferred to Early Intervention	0	0	0	0	0								0	0	3
Total # of Discharges	0	0	0	0	0								0	3	5

PRESCHOOL SPECIAL EDUCATION PROGRAM

Clients Qualified and Receiving Services	Jan	Feb	March	April	May	June	July	Aug	Sept	Oct	Nov	Dec	2026 Totals	2025 Totals	2024 Totals
Children per School District															
-- Ithaca	125	133	136	146	151										
-- Dryden	36	37	41	43	42										
-- Newfield	21	23	24	24	26										
-- Groton	33	32	35	36	36										
-- Moravia	0	0	0	0	0										
-- Lansing	23	24	31	31	30										
-- Trumansburg	11	11	13	14	15										
-- Cortland	0	0	0	0	0										
-- Homer	0	0	0	0	0										
-- Odessa-Montour	0	0	0	0	0										

-- Spencer VanEtten	0	0	0	0	0										
-- Candor	0	0	0	0	0										
-- Newark Valley	0	0	0	0	0										
Total # of Qualified and Receiving Services	249	260	280	294	300	0	0	0	0	0	0	0	0	0	0

Services Provided	Jan	Feb	March	April	May	June	July	Aug	Sept	Oct	Nov	Dec	2026	2025	2024
Services /Authorized by Discipline															
-- Speech Therapy (individual)	139	141	160	165	173								778	1640	
-- Speech Therapy (group)	12	12	20	22	27								93	119	
-- Occupational Therapy (individual)	69	70	74	81	83								377	760	
-- Occupational Therapy (group)	3	3	3	3	3								15	4	
-- Physical Therapy (individual)	41	40	45	48	46								220	384	
-- Physical Therapy (group)	0	1	2	2	2								7	14	
-- Transportation	65	66	66	67	67								331	807	
-- Birnie Bus	13	14	14	13	13								67	224	
-- Dryden Central School District	7	7	7	7	7								35	74	
-- Ithaca City School District	36	36	36	37	37								182	432	
-- Parent	9	9	9	10	10								47	77	
-- Counseling	28	27	31	33	32								151	275	
-- Parent Counseling	13	11	12	13	13								62	174	
-- Service Coordination	20	20	20	21	21								102	212	
-- Assistive Technology	0	0	0	0	0								0	0	
-- Special Ed Itinerate Teacher (SEIT)	37	43	44	46	45								215	431	
-- 1:1 Tuition Aide (CB)	10	10	11	12	11								54	99	
-- Audiological Services	2	2	2	2	2								10	20	
-- Nutrition (OTHER)	0	0	0	0	0								0	0	
-- Teacher of the Deaf	0	2	2	2	2								8	19	
-- 1:1 Aide	2	3	4	4	4								17	39	
-- 1:1 Teacher Assistant	0	0	0	0	0								0	0	
-- Music Therapy	0	0	0	0	0								0	0	
-- Skilled Nursing	1	1	1	1	0								4	3	
-- Teacher of Visually Impaired	0	0	0	0	0								0	0	
Total # of children rcvg. home based related svcs.	180	189	208	221	227	0	0	0	0	0	0	0	1025		

PRESCHOOL SPECIAL EDUCATION PROGRAM

Number of Children Served Per School District Attending Tuition Based Programs	Jan	Feb	March	April	May	June	July	Aug	Sept	Oct	Nov	Dec	2026		
-- Ithaca	39	39	39	40	40										
-- Dryden	11	11	11	11	11										
-- Newfield	8	9	10	10	10										
-- Lansing	4	5	5	5	5										
-- Moravia	0	0	0	0	0										
--Groton	6	6	6	6	6										
-- Cortland	0	0	0	0	0										
--Newark Valley	0	0	0	0	0										
-- Trumansburg	1	1	1	1	1										
-- Homer	0	0	0	0	0										
-- Odessa Montour	0	0	0	0	0										
-- Spencer -Van Etten	0	0	0	0	0										
--Candor															
-- # attending Franziska Racker Centers	32	33	33	33	34										
-- # attending Ithaca City School District	29	29	29	30	29										
-- # attending Dryden Central School	7	7	7	7	7										
-- # attending Newfield Central School District	1	2	3	3	3										
Total # attending Special Ed Integrated Tuition Progr.	69	71	72	73	73	0	0	0	0	0	0	0	358		

Municipal Representation Committee on Preschool Special Education	Jan	Feb	March	April	May	June	July	Aug	Sept	Oct	Nov	Dec	2026 Totals	2025 Totals	2024 Totals
-- Ithaca	6	1	3	3	6								19	200	243
-- Candor	0	0	0	0	0								0	1	3
-- Dryden	0	1	0	1	4								6	35	57
-- Groton	1	2	0	3	3								9	40	44
-- Homer	0	0	0	0	0								0	0	0
-- Lansing	0	3	0	0	3								6	20	30
-- Newfield	0	1	1	0	2								4	14	26
-- Trumansburg	0	1	0	0	1								2	14	16
-- Spencer VanEtten	0	0	0	0	0								0	0	1
-- Moravia	0	0	0	0	0								0	0	0
Total CPSE Meetings Attended	7	9	4	7	19	0	0	0	0	0	0	0	46	324	420

Environmental Health

Division of Environmental Health														
Summary of Activity (2026)														
	Jan	Feb	Mar	Apr	May	June	July	Aug	Sept	Oct	Nov	Dec	YTD	2025 Totals
FOOD PROTECTION PROGRAM - Restaurants & Other Food Service														
<i>Permitted Operations (550 Permitted Operations*)</i>														
Inspections**	57	81	74	57	91								360	897
Critical Violations	17	17	24	9	19								86	166
Other Violations	43	55	39	17	28								182	404
Plans Approved	2	0	1	0	1								4	12
Complaints Received	5	2	5	0	8								20	51
<i>Temporary FSE (140 Estimated Operations*)</i>														
Permits Issued	0	0	5	6	23								34	141
Inspections**	0	0	2	0	13								15	76
Critical Violations	0	4	0	0	6								10	10
Other Violations	0	1	0	0	1								2	8
MOBILE HOME PARKS (39 Permitted Operations, 2019 Lots*)														
Inspections**	0	0	0	7	4								11	30
Critical Violations	0	0	0	0	2								2	11
Other Violations	0	0	0	5	19								24	100
Complaints Received	0	7	1	1	0								9	12
TEMPORARY RESIDENCES - Hotels & Motels (34 Permitted Operations, 2411 Rooms*)														
Inspections**	0	1	1	0	1								3	49
Critical Violations	0	0	1	3	0								4	35
Other Violations	0	0	1	4	0								5	35
Complaints Received	0	0	0	0	0								0	4
MASS GATHERING (Fingerlakes GrassRoots Festival)														
Inspections**	0	0	0	0	1								1	5
Critical Violations	0	0	0	0	0								0	1
Other Violations	0	0	0	0	0								0	34
Complaints Received	0	0	0	0	0								0	0
MIGRANT FARM WORKER HOUSING (2 Operation)														
Inspections**	1	0	0	0	0								1	2
Critical Violations	0	0	0	0	0								0	0
Other Violations	0	0	0	0	0								0	0
Complaint Investigations	0	0	0	0	0								0	0
CAMPGROUNDS & AGRICULTURAL FAIRGROUNDS (10 Operations, 645 Sites*)														
Inspections**	0	0	0	4	4								8	23
Critical Violations	0	0	0	0	0								0	6
Other Violations	0	0	0	0	0								0	12
Complaints Received	0	0	0	0	0								0	0
CHILDREN'S CAMPS (27 Operations)														
Inspections**	0	0	0	0	0								0	48
Critical Violations	0	0	0	0	0								0	2
Other Violations	0	0	0	0	0								0	2
Injury/Illness Investigations	0	0	0	0	0								0	0
Complaints Received	0	0	0	0	0								0	0
SWIMMING POOLS & BATHING BEACHES - (51 Operations*)														
Inspections**	2	7	7	2	7								25	85
Critical Violations	1	1	0	0	0								2	10
Other Violations	5	6	2	0	0								13	36
Injury/Illness Investigations	0	0	0	0	0								0	0
Complaints Received	0	0	0	0	0								0	1
PUBLIC WATER SYSTEMS (PWS) 88 Community PWS, 62 Other PWS*)														
Inspections**	5	4	20	9	19								57	133
Boil Water Orders Issued	3	1	2	2	1								9	27
Complaints Received	0	0	0	0	0								0	4

Division of Environmental Health														
Summary of Activity (2026)														
	Jan	Feb	Mar	Apr	May	June	July	Aug	Sept	Oct	Nov	Dec	YTD	2025 Totals
ON-SITE WASTEWATER TREATMENT SYSTEMS (OWTS)														
Permits Issued	3	2	9	22	26	0	0	0	0	0	0	0	62	223
New Construction/Conversions	2	1	5	15	13								36	114
Replacements	1	1	4	7	13								26	109
Completion Certificates Issued	6	7	9	7	5	0	0	0	0	0	0	0	34	171
New Construction/Conversions	2	3	7	3	2								17	74
Replacements	4	4	2	4	3								17	97
ENGINEERING PLAN REVIEWS														
Really Subdivisions	0	0	0	0	0								0	1
OWTS	1	3	3	3	2								12	30
Collector Sewer	0	0	0	1	0								1	1
Public Water Systems	0	0	0	0	0								0	3
Water Main Extension	0	0	0	1	0								1	4
Cross-Connection Control Devices	0	2	1	0	0								3	9
Other Water System Modification	0	1	2	0	0								3	3
Other Engineering Reviews	0	0	0	0	0								0	3
RABIES CONTROL PROGRAM														
Potential Human Exposure Investigations	36	37	34	41	49								197	642
Human Post-X Treatments	13	12	9	8	7								49	184
Animal Specimens Tested	10	8	6	2	7								33	151
Animals Testing Positive	0	0	0	0	0								0	15
Pet Quarantine	0	0	1	0	0								1	0
Rabies Clinics Offered	1	1	0	0	1								3	4
Dogs Vaccinated	73	50	0	0	63								186	301
Cats Vaccinated	75	29	0	0	48								152	242
Ferrets Vaccinated	0	0	0	0	0								0	0
CHILDHOOD LEAD PROGRAM														
# of Active Cases	20	20	22	24	25								25	20
# of Home Assessments Performed	0	0	2	1	1								4	8
# of Homes Identified w/ Lead-based Paint	0	0	1	0	1								2	6
# of Cases Identified w/ Non Lead-based Paint	0	0	1	1	0								2	2
# of Cases Identified due to Workplace Exposure	0	0	0	0	0								0	0
# of Notice of Demands Issued	0	0	1	0	0								1	5
FOIL REQUESTS														
Total Received	6	9	3	9	9								36	90
ADOLESCENT TOBACCO USE PREVENTION ACT (ATUPA) (56 Operations *) & CLEAN INDOOR AIR ACT (CIAA)														
ATUPA (Adult & Minor) Compliance Checks	3	31	8	32	22								96	144
Total Violations	11	5	6	2	2								26	4
CIAA Complaints	0	1	0	0	0								1	4
COMPLAINTS - General/Nuisance														
Complaint Investigations Opened	1	5	1	0	9								16	36
ENFORCEMENT ACTIONS														
Total Cases	8	3	6	4	0								21	23
Cases Related to FSE	3	2	5	0	0								10	9
BOH Penalties Assessed	\$5,100	\$600	\$1,900	\$41,900	\$0								\$49,500	\$28,150
BOH Penalties Collected	\$0	\$1,300	\$600	\$1,200	\$42,300								\$45,400	\$29,750
CUSTOMER SERVICE/SUPPORT														
Calls Received	337	339	500	502	581								2259	6707
Walk-In Customers	23	63	39	35	78								238	716
TCEH Emails Received	360	296	218	302	364								1540	5146
Applications Processed	28	87	152	210	240								717	1685
Payment Receipts Processed	16	65	151	136	169								537	1306
Renewals/Billings/Info Requests Sent	151	28	184	183	78								624	1206

* As of 1/1/2025

** Includes Pre-op, Inspection, Re-inspection, HAACP, Sanitary Surveys (Doesn't include Co-Inspector/Field Visits)