

2019 Program Report Card: Work Readiness Supports



Achieving Youth Results (AYR) Goal:
Youth will be prepared for their eventual economic self-sufficiency.

Program: Youth Exploration Program
Agency: Learning Web

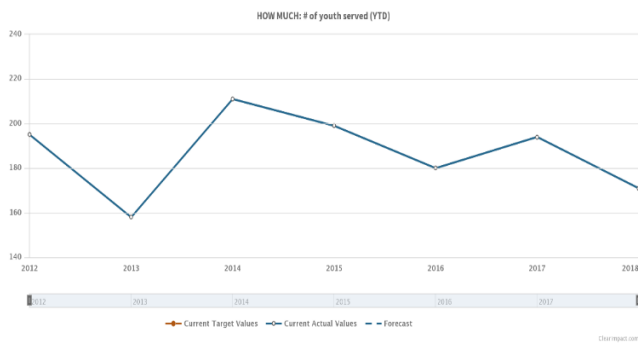
CLIENTS:
Children between the ages of 12-20

PARTNERS:
Community mentors, exploration hosts, county public schools, Ithaca Youth Bureau Youth Employment Services, local youth serving agencies, BOCES, TC DSS, Alternatives Federal Credit Union, Collective Impact working groups, youth, parents.

RESULTS BASED ACCOUNTABILITY HEADLINE PERFORMANCE MEASURES

HOW MUCH:

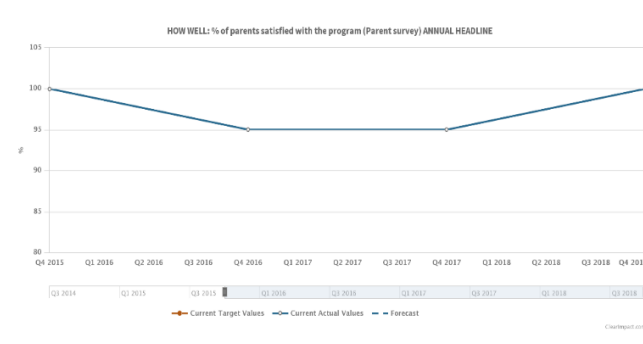
171 Youth*



*Youth served in 2018.

HOW WELL:

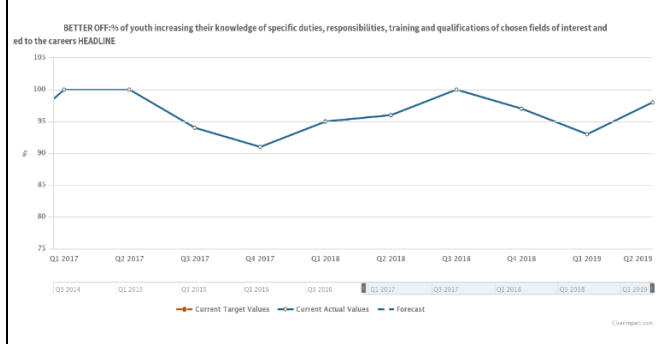
100%*



*2018 data, collected annually.

BETTER OFF:

98%*



*42/43 youth in Q2 2019.

THE STORY BEHIND THE DATA

GRAPH 1: # of youth served - We predict that we will exceed our goal of 140 youth served by approximately 40 youth. With only 1 FTE staff providing service to all school districts in the county, we cannot keep up with the demand. The program services are appealing and engaging to young people, their parents, and community members. In terms of staffing, we can offer 140 youth preplacement counseling, exploration visits, and apprenticeships annually. The graph represents that subset of youth but also represents the "additional demand" youth who receive information and referrals services.

GRAPH 2: % of parents satisfied with the program - We predict that annual performance will be in the 90% range based on past history. Surveys are sent to youth who participate in the exploration and apprenticeship program and also to mentors and parents. Return on surveys completed varies between apprentices, mentors, and parents. The small sample size causes a sizable variation, e.g. "100% of parents satisfied" and "95% of parents satisfied" is caused by one respondent indicating dissatisfaction. Youth voice is the foundation of this program and our staff are well trained to listen to a youth's goals. Youth are happy when they've been able to explore their interest through a Youth Exploration Program activity and they tell their parents how

excited they were to learn from that activity. It is a win-win program and their satisfaction surveys are reflective of that.

GRAPH 3: % of youth increasing their knowledge of specific duties, responsibilities, training, and qualifications chosen field of interest and learning specific skills related to the careers - We anticipate that our annual performance on this measure will fall in the range of 90-96% as has been the case for several years. The relatively small number of surveys in the pool affects the graphing. Surveys are sent to youth who participate in the exploration and apprenticeship program. Strong network of community mentors and exploration hosts are the foundation of our programs and provide high quality learning opportunities for our young people. We stress with mentors the importance of exposing their apprentice to as many aspects of their career field as possible and to share their personal journey so that youth get a real window into the career field. Mentors can also support a youth's process of thinking about future career development. Learning Web staff support is a critical piece of a youth's experience. It is not enough to drop a youth into a community workplace. It is the opportunity for feedback, reflection, and support that helps a youth participant process their apprenticeships or exploration visits and apply those experiences to their lives.

AGENCY ACTION PLAN TO "TURN THE CURVE"

2020 Action Plan

HOW MUCH

- Increase stipend budget to increase the number of youth with barriers.
- Increase local prevention services for marginalized or multiple-risk youth who are living with a parent or caretaker.
- Develop increased flexibility in scheduling between county schools and YEP opportunities.

HOW WELL

- Staff training and development.
- Integrate prevention services for marginalized or multiple-risk youth.
- Increase breadth and depth of group learning experiences.

BETTER OFF

- Break down internal silos to offer broad continuum of services.
- Increase breadth and depth of group learning experiences.
- Develop high caliber community volunteers.

2019 Action Plan & Status

HOW MUCH

- Increase local prevention services for marginalized or multiple-risk youth. **↑ Accomplished through pilot program with great success. Secured ongoing funding to support this program.**
- Explore transportation collaboration with Cornell Cooperative Extension of Tompkins County. **↔ In Process**
- Increase students' ability to participate in YEP services by continuing to investigate "release time." **↑ Accomplished**

HOW WELL

- Staff training and development. **↑ Accomplished**
- Mentor recruitment and support. **↑ Accomplished**
- Expansion of YEP services to better address the needs of multiple-barrier youth. **↑ Accomplished**

BETTER OFF

- Developing high caliber community volunteers. **↑ Accomplished**
- Increase local prevention services for marginalized or multiple-risk youth. **↑ Accomplished**
- Continue to investigate "release time." **↑ Accomplished**