

**AGENDA
Tompkins County Board of Health
Rice Conference Room
Tuesday, August 25, 2020
12:00 Noon
Via Zoom**

Live Stream at Tompkins County YouTube Channel:

<https://www.youtube.com/channel/UCkpJNVbpLLbEbhoDbTIEgSQ>

- 12:00** I. Call to Order
- 12:01** II. Privilege of the Floor – Anyone may address the Board of Health (max. 3 mins.)
- 12:04** III. Approval of July 28, 2020 Minutes (2 mins.)
- 12:06** IV. Financial Summary (9 mins.)
- 12:15** V. Reports (15 mins.)
- | | |
|-------------------------------|----------------------------------|
| Administration | Children with Special Care Needs |
| Health Promotion Program | County Attorney’s Report |
| Medical Director’s Report | Environmental Health |
| Division for Community Health | CSB Report |
- 12:30** VI. New Business
- 12:35** **Administration** (5 mins.)
1. Board of Health Member Update
- 12:40** **Adjournment**

MINUTES
Tompkins County Board of Health
July 28, 2020
12:00 Noon
Virtual Meeting via Zoom

Present: Shawna Black; Melissa Dhundale, MD; David Evelyn, MD; Edward Koppel, MD; Susan Merkel; Janet Morgan, Ph.D.; and Christina Moylan, Ph.D., President

Staff: Karen Bishop, Director of Community Health; Liz Cameron, Director of Environmental Health; Brenda Grinnell Crosby, Public Health Administrator; William Klepack, MD, Medical Director; Frank Kruppa, Public Health Director; Skip Parr, Senior Public Health Sanitarian; Deb Thomas, Director of Children with Special Care Needs; Jonathan Wood, County Attorney; Shelley Comisi, Administrative Assistant; and Karan Palazzo, LGU Administrative Assistant

Excused: Samantha Hillson, Director of Health Promotion Program

Call to Order: Dr. Moylan called the regular meeting of the Board of Health (BOH) to order at 12:05 p.m.

Privilege of the Floor: Tony Busse from TOSA Apartments was present. Mr. Busse sought to address each line item from the final resolution adopted on June 23, 2020, regarding his property on 1289 Ellis Hollow Road. Mr. Busse stated his main concern is communication and believes a one-on-one meeting to go over the process of monthly reporting would be helpful. Mr. Busse noted corrective measures taken regarding the boiled water order in which an engineering company was enlisted to submit engineering reports. Mr. Busse said he informs new tenants to control the use of the water and does not understand why the plumbing system is labeled unsatisfactory as he has no control of tenants clogging the system. Mr. Busse stated he contracts with The Drain Brain company to service the septic system quarterly. Mr. Busse concluded by requesting communication to explain the reporting process and a reconsideration of the violations. Board members had no questions. Dr. Moylan thanked Mr. Busse for attending and informed him that someone will get back in touch with him.

Approval of June 2, 2020 Minutes: Ms. Merkel moved to approve the minutes of the June 23, 2020 meeting as written; seconded by Dr. Morgan. The vote to approve the minutes as written was unanimous; motion carried.

Financial Summary: Ms. Grinnell Crosby referred to the 2020/6th month financial report summary included in the packet. Ms. Grinnell Crosby reported that no reimbursements were received from state grant claims but was reduced by @ 14.4%. Ms. Grinnell Crosby reported receipt of the first payment for the COVID-19 grant from federal funding.

Administration Report: Mr. Kruppa announced the retirement of Ms. Karen Bishop, Director of Community Health after 40 years of service. Mr. Kruppa thanked and wished her well for all her years of service for the department and our community and graciously acknowledged Ms. Bishop for leading our COVID-19 response since the start. Ms. Bishop stated it has been her privilege to serve at the Health Department and have thoroughly enjoyed working with everyone and wished all the best in carrying out the Public Health vision and mission. Thanks and congratulations were given from the entire board and staff members; noted are a few words describing Ms. Bishop: pleasant, professional, knowledgeable, caring, helpful, reassuring, supportive, an opinion that carries a significant amount of weight and the best of the best of the nursing profession.

Mr. Kruppa shared a slideshow presentation on COVID-19's demographic information that was provided to the legislature earlier this week and which can be found on the Tompkins County website.

Grades K-12: K-12 school reopening guidance has been posted.

- Districts in regions in Phase 4 can reopen with an infection rate remaining below 5% using a 14-day rolling average;
- Schools will close if the regional infection rate rises over 9% after August 1st; final plans must be submitted to the state by July 31st as the governor is expected to decide about school reopening the first week of August.

Mr. Kruppa conveyed that school districts will vary in how many students will be in attendance and times periods so with Dr. Dhundale's help in assisting in the coordination of health aspects with the school nurses, student screenings and exclusions, how to deal with sick children will be uniform.

Travel Advisory: Mr. Kruppa reported that three more states, Puerto Rico and Washington, D.C. have been added to the travel advisory list. Much public information to get people to complete the online form to be placed in the system for quarantining upon their return from these locations.

Higher Education: Mr. Kruppa reported they continue to work with the higher educational institutions on their approaches to deal with students as things evolve.

Demographic Information: Mr. Kruppa shared updated demographic information via his slide presentation.

- Currently, there are 202 positive cases and things are about the same since the last report as far as our cases with the demographics of our population at large.
- Hispanic and African Americans populations are disproportionately affected by COVID-19 which is seen across the country, which will be kept in mind as we continue forward.
- Demographic distribution across municipalities align well with the population density, with the City of Ithaca having the most cases, but as the slide illustration shows, no municipality has been spared.
- Point of exposure trended down in June and increased in July but there is no link to another known positive which much has to do with persons traveling to more

impacted parts of the country; several cases of local gatherings prompted press releases; monitoring of the disease spread and communicating effectively to the community of the importance of following the guidance continues.

Mr. Kruppa reiterated that the slideshow presentation presented can be found on the Health Department's website.

Question from Ms. Merkel regarding closing guidelines for higher education vs. K-12.

- Mr. Kruppa responded "No, higher education is different in that it is treated as a business and the governor has included them in the broader matrix being used for the different regions related to the phased reopening. The Board of Health will work closely with them on any changes to their protocols if needed.

Question from Ms. Black regarding the regional infection rate rises over 9%; total population or for people that are tested positive.

- Mr. Kruppa responded "It is a 9% positivity rate against the people tested positive.

Question from Ms. Black regarding a separate line of data for higher education students.

- Mr. Kruppa responded, "Yes, there will be a separate line of data but still working on it.

Question from Ms. Black regarding a separate line of data for higher education students.

- Mr. Kruppa responded, that yes, there will be a separate line of data and currently working on that data.

Question from Ms. Black regarding fines for people who tested positive after traveling but did not quarantine.

- Mr. Kruppa responded that all tested positives have been followed. We have not been able to effectively monitor travelers traveling to one of the states on the travel advisory list, but we do not want the specter of a penalty to cause people not to want to cooperate with our contact tracing in fear of a fine.

Health Promotion Program Report: Mr. Kruppa provided a brief update as Ms. Hillson was not present. He reported that Ms. Hillson and Mr. Schiele continue to work with Communications Director, Dominick Recckio updating the webpage making it easily accessible in different formats; The Healthy Neighborhood Program is up and operational conducting a lot of virtual visits and assisting the Environmental Health team with enforcement work.

Medical Director's Report: Dr. Klepack reported on new guidance from the CDC regarding the length of isolation and new thoughts of the duration of contagiousness with nuances. One change is if one is immunosuppressed or has a severe illness, the length of isolation is different. We will use these recommendations for people in isolation moving forward. Dr. Klepack noted another change is increased confidence in clinical criteria for releasing people from isolation so we may back away from re-testing people. Dr. Klepack spoke of practitioner concerns which center around the use of PPE and K-12 school reopening precautions and whether masks will be required. At this time, no position has been taken. Regarding higher education, he is unaware of what the plans are as communication is being conducted by higher education on various platforms. Still,

as board members, he recommended, be knowledgeable about their plans as the public is concerned. In reviewing the CDC guidelines for K-12, Dr. Klepack found it very comprehensive, leaving a lot of flexibility to the districts as to how to implement the guidelines. Dr. Klepack emphasized using masks and adhering to the travel advisory list. Dr. Klepack referred to his attached report, which included supervised injection facilities information and was open to address any questions.

Division for Community Health Report: Ms. Bishop gave an update to her written report of cumulative COVID cases as of today is 219 and of those, 186 have fully recovered. They were successful in bringing back immunizations services for one day but due to COVID had to temporarily discontinue to respond to COVID. Ms. Bishop stated in her final summary “The capability of the staff has expanded exponentially between nurses within the whole department who had not been accustomed to being a part of the communicable disease team and more specifically to COVID case investigations and contact tracing. They have done a tremendous job in which I am extremely proud and know will continue with everybody’s effort to stay on top of case investigations as they present themselves. Thank you all and good luck”.

Question from Dr. Moylan regarding who to call in Ms. Bishop’s absence.

- Mr. Kruppa responded to call the Supervising Community Health Nurse, Ms. Melissa Gatch until the end of August when she retires but has agreed to come back on a part-time basis during the transition as positions are filled. Both positions have been advertised and will interview an applicant next week. Ms. Grinnell-Crosby will provide administrative and leadership support to the division if a replacement has not been found after August.

Question from Dr. Morgan regarding the definition of fully recovered.

- Ms. Bishop responded, in the assessment, it is people that have symptoms resolving but may not be resolved but they are not needing acute care, not in the hospital, at home and there is some resumption of their normal daily activities.

Discussion of Immunizations for children.

- Dr. Klepack opened the discussion about the 60 children needing vaccinations in July and August 2019 who may not have a primary physician, health insurance, or were new arrivals. The public health nurses tried to connect them to a medical home to meet their needs but was not always possible. TCHD is unable to mount our usual vaccine clinics for such children. To solve the problem he has reached out to two area primary care practitioners asking if they would be interested in picking up these children who need this service as a public service. Since there was interest, he will need to explore this further reaching out to all primary care practices as this is a critical need. We do not want to see measles or other communicable diseases rise due to missed opportunities to vaccinate. In addition, vaccines are required for school entry.

- Dr. Dhundale stated they are going to try to assist our students and families obtain insurance and pair them with a primary care provider as we realize that this is a very important time by working with Laura Paria and Cayuga Health Partners. In conversations with school nurses, parent navigators could help eliminate some barriers. Dr. Dhundale believes partnering with Dr. Klepack would be a great idea and Dr. Klepack agreed and input to recruit the assistance of Ms. Gatch.

Children with Special Care Needs Report: Ms. Thomas reported that the Children with Special Care Needs nurses and support staff continue to help with the COVID-19 response. Some face-to-face visits started on July 1st for early intervention and preschoolers with our therapists but only for children where teletherapy has not been successful.

County Attorney's Report: Mr. Wood had nothing to report.

Environmental Health Report: Ms. Cameron had nothing additional to report.

Question from Dr. Koppel regarding 2019 hydrilla.

- Ms. Cameron clarified that the hydrilla was identified in 2019 and then treated in 2020.

New Business Items:

1. New Board Member: Mr. Kruppa reported that applicant Michael Ravinder Kingra was recommended for the vacant City of Ithaca board member seat by the nominating committee, his application was signed off by the mayor and is being presented to the board for a full board review for a recommendation. Mr. Kingra is a Cornell professor with a background in Food and Beverage Management and Hospitality.

Dr. Dhundale moved to recommend Mr. Kingra; Ms. Merkel seconded; all in favor; the decision was unanimous.

Mr. Kruppa stated that the approved recommendation will be forwarded to Ms. Black at Health and Human Services and then onto the Legislature. If all goes well, Mr. Kingra should seat for the August meeting.

2. Reopen the discussion of the fines for TOSA apartments aka Tony Busse: No member opened the discussion and no discussion was had.

Report on the Community Services Board (CSB) Meeting: Mr. Kruppa reported that the Community Services Board's July meeting discussed the restarting of strategic planning and off in August and will meet next on September 14th.

Adjournment: Dr. Evelyn moved to adjourn the meeting; seconded by Dr. Koppel; meeting adjourned at 1:03 p.m.

Board of Health
August 25, 2020
Financial Report

July 2020 / Month 7

The department continues to monitor impacts of the pandemic on the budget. The first quarter Article 6 state aid claim has been paid with an approximate 14.4% withholding. None of the 2020 1st quarter state grant claims (\$73,307) have been paid as of August 1. Second quarter claims are in process.

Additional funding has been made available for case investigation and contact tracing and the department is in discussions on how to best utilize these funds to support our nursing team. Funds received earlier for COVID response continue to support the overtime expenses, supplies and the Rheonix purchase.

Tompkins County Financial Report for Public Health

Percentage of Year 58.33%

	Expenditures			Revenues			Local Share		
	Budget	Paid YTD	%	Budget	YTD	%	Budget	TD	%
4010 PH ADMINISTRATION	1,249,770	653,116	52.26%	133,522	114,484	85.74%	1,116,248	538,633	48.39%
4011 EMERGING LEADERS IN PH	43,551	16,390	37.63%	43,551	0	0.00%		16,390	
4012 WOMEN, INFANTS & CHILDREN	550,812	277,059	50.30%	550,812	218,329	39.64%		58,730	
4013 OCCUPATIONAL HLTH.& SFTY.	110,313	60,844	55.16%	0	0	0.00%	110,313	60,844	55.16%
4015 VITAL RECORDS	76,626	40,151	52.40%	108,000	53,258	49.31%	-31,374	-13,107	41.78%
4016 COMMUNITY HEALTH	1,610,839	756,197	46.94%	371,214	79,587	21.44%	1,239,625	676,609	57.51%
4018 HEALTHY NEIGHBORHOOD PROG	172,368	85,098	49.37%	172,368	44,729	25.95%		40,369	
4047 PLNG. & COORD. OF C.S.N.	1,427,818	798,753	55.94%	383,223	109,467	28.56%	1,044,595	689,287	67.07%
4048 PHYS.HANDIC.CHIL.TREATMNT	8,000	0	0.00%	4,000	0	0.00%	4,000	0	
4090 ENVIRONMENTAL HEALTH	1,761,351	929,259	52.76%	588,490	218,185	37.08%	1,172,861	711,075	61.18%
4095 PUBLIC HEALTH STATE AID	0	0	0.00%	1,269,389	653,888	51.51%	-1,269,389	-653,888	51.51%
Total Non-Mandate	7,011,448	3,616,867	51.59%	3,624,569	1,491,926	41.16%	3,386,879	2,124,940	62.74%
2960 PRESCHOOL SPECIAL EDUCATI	5,868,647	2,232,512	38.04%	3,737,762	790,543	21.15%	2,130,885	1,441,969	67.67%
4017 MEDICAL EXAMINER PROGRAM	276,942	138,429	49.98%	0	2,916	0.00%	276,942	135,513	79.48%
4054 EARLY INTERV (BIRTH-3)	655,000	240,913	36.78%	318,500	3,935	1.24%	336,500	236,978	70.42%
Total Mandate	6,800,589	2,611,853	38.41%	4,056,262	797,394	19.66%	2,744,327	1,814,460	66.12%
Total Public Health	13,812,037	6,228,720	45.10%	7,680,831	2,289,320	29.81%	6,131,206	3,939,400	64.25%

BALANCES (Includes Encumbrances)

NON-MANDATE	Available Budget	Revenues Needed	MANDATE	Available Budget	Revenues Needed
4010 Administration	595,099	19,038	2960 Preschool	3,636,135	2,947,219
4012 WIC	257,336	332,483	4054 Early Intervention	414,087	314,565
4013 Health & Safety	49,469	0	4017 Medical Examiner	53,923	-2,916
4014 Medical Examiner	0	0		<u>4,104,146</u>	<u>3,258,868</u>
4015 Vitals	36,475	54,742			
4016 Community Health	818,289	291,627			
4018 Healthy Neighborhood	87,270	127,639			
4047 CSCN	617,735	273,756			
4048 PHCP	8,000	4,000			
4090 Environmental Health	825,567	370,305			
4095 State Aid	0	615,501			
	<u>3,295,240</u>	<u>2,089,092</u>			

Total Public Health Balances	
Available Budget	Revenues Needed
<u>7,399,386</u>	<u>5,347,960</u>

HEALTH PROMOTION PROGRAM – July 2020

Samantha Hillson, Director, PIO
Ted Schiele, Planner/ Evaluator
Susan Dunlop, Community Health Nurse
Diana Crouch, Healthy Neighborhoods Education Coordinator
Pat Jebbett, Public Health Sanitarian HNP

HPP staff strive to promote health equity and address underlying determinants of health, including but not limited to, health care access, health literacy, housing quality and environmental conditions, and food insecurity. We do this through education and outreach, community partnerships, home visits, public communication and marketing, and policy change.

Highlights

- COVID-19 has been the primary focus. The most recent County COVID-19 timeline can be found [here](#). The Health Department [homepage](#) has recent updates about COVID-19 and a table with daily data for our County.
- Health Promotion staff continue to support the Emergency Operations Center (EOC) with communications and public information.
- HPP staff are working remotely. The Healthy Neighborhoods Program restarted on June 1 with virtual home visits and contactless drop off of supplies.
- Childhood Nutrition Collaborative received the Healthiest Cities and Counties Challenge (HCCC).

Community Outreach

We worked with these community groups, programs, and organizations during the month

Groups, Programs, Organizations	Activity/Purpose	Date
Food Bank of the Southern Tier	Advocacy Committee – updates and discussion of policy priorities	7/15
Food Policy Plan	County Food Plan, collaboration updates, needs assessment, coordination with CHIP	7/14
Childhood Nutrition Collaborative	Collective Impact, project of Cradle to Career, Steering Committee and board meetings. HCCC action plan and hiring process for coordinator.	7/10, 7/17, 7/24
Longevity Explorers	Monthly meeting, how to effectively provide information to Tompkins residents who do not have broadband. Issues around isolation during fall/winter.	7/27
Fall Prevention	Planning for outreach and education	7/1
The Next Chapter	Collaboration with IC Gerontology, Cornell. Developing website.	7/3

Community Health Assessment (CHA) & Community Health Improvement Plan (CHIP)

- CHIP regroup meetings, rethinking the CHIP, reviewing interventions, determining a process that uses a health and racial equity lens to look at each intervention. Includes discussion with steering committee members Lara Parrilla, Dr. Christina Moylan. (7/13, weekly check-ins)

Healthy Neighborhoods Program

- All HNP canvassing and visits are conducted without contact with participants. Staff wear masks while in the field.
- HNP is supplying Covid-19 information to participants at the time of the visits.
- HNP staff is supporting Environmental Health with COVID response: COVID complaint and information log (calls and inspections).

HNP July 2020

HEALTHY NEIGHBORHOODS PROGRAM	MONTH	YTD 2020	July 2019	TOTAL 2019*
# of Initial Home Visits (including asthma visits)	17	148	38	408
# of Revisits	20	58	13	132
# of Asthma Homes (initial)	7	33	6	55
# of Homes Approached	37	266	195	784

*Covers the calendar year (Jan. through Dec.), the HNP grant year is April-March.

- Outreach/Training
 - 7/2020 HNP Staff worked with EH on COVID-19 complaints
 - 7/2020 Placed HNP flyers in Blue Pantries

Tobacco Free Tompkins

- McGraw House: Walked the property with Executive Director to determine best site to relocate the designated smoking area (current site was under the breezeway). Agreed to the site. Produced Tobacco Free Property signs.
- No word yet on the status of tobacco grant budget (Year 2 of the current grant began July 1).

Media, Website, Social Media

- COVID-19 press releases and website updates:
 - Jul 01, 2020, [COVID19 2020-07-01 Travel Discouraged During Statewide Advisory](#)
 - Jul 10, 2020, [COVID19 2020-07-10 Positive Cases Follow July 4 weekend](#)
 - Jul 11, 2020, [COVID19 2020-07-11 Non-Customer Facing GreenStar Employee Tests Positive](#)
 - Jul 14, 2020, [COVID19 2020-07-14 Positive Cases Increase in Tompkins County](#)
 - Jul 20, 2020, [COVID19 2020-07-20 Positive case at a local skilled nursing facility](#)

- Jul 27, 2020, [COVID19 Recent Cases Related to Social Gathering, Violations of Travel Advisory](#)
- TCHD Press Releases:
 - Jul 10, 2020, [HABs Alert 2020-07-10](#)
 - Jul 27, 2020, [Seeking a Person Who Brought a Raccoon to Cornell Animal Hospital](#)
- Articles:
 - Tompkins Weekly: [Protect Cayuga Lake](#)
- Drupal 8 discussion and planning for website migration

Emerging Leaders in Public Health (ELPH) Cohort III – Kresge Foundation/Batiste Leadership

- Strategic Planning with Batiste Leadership: scheduling for September (virtual)

Training/Professional Development

- Kronos training: Workforce Ready, new timesheet system
- JEDI Team (Justice, Equity, Diversity, and Inclusion): Part of Tompkins County Equity and Anti-Racism strategy. First meeting is August 19

Medical Director's Report Board of Health August 2020

It is quite easy to create a report for you these days since so much of what I do is related to Coronavirus. Still, I also do other things so let me start with a couple of items.

THC legalization in NYS

I gave a presentation to the City Club of Ithaca on August 4th which was an updated version of what I have shared with you in the past.

Health Department Vaccine Clinics

We have been unable to conduct vaccine clinics due to a lack of resources as we respond to Coronavirus. We have a list of clients that are in need of vaccines and continue to get calls on a weekly basis for individuals. These are children that are in need of vaccines for school requirements or just plain keeping up to date. Some of these have moved in the area and have not had time to secure a practitioner and we can help them connect with a practitioner.

In light of the fact that we cannot ourselves conduct these vaccine clinics, I have reached out to area primary care practitioners who care for children asking them to participate with us to meet this need. As of today, out of approximately a dozen such practices, I have heard from Dryden Family Medicine only and they have agreed to help in this workload. We have approximately 30 individuals who need vaccination. I had sent out a detailed letter to all the practitioners with the information about our effort. I will now make personal contact with these practices to try to secure further participation so that the work of meeting this need can be spread around and that the geographic locations of the clients can more closely match up with the locations of practices.

We have two objectives: One is to keep children up to date so as to prevent or research in communicable disease and the second is to help them secure a medical home for future needs.

Higher Education and COVID

I am sure Frank will address this topic at length. So, I will not address it here

Influenza and COVID

These twin diseases which resemble each other so closely are sure to complicate our lives. We are urging everyone eligible to be vaccinated for influenza. To help clinicians I worked on an algorithm regarding their management:

Patient presents with sx c/w CLI or ILI - first step - telemedicine initial evaluation - if patient presenting within time frame for medication for influenza- presumptively prescribe same red flags indicate need for urgent face to face eval - arrange visit and take appropriate Covid and influenza precautions

No *urgent* red flags for face to face visit? - then arrange asap COVID test via sampling site (consider ordering an influenza rapid test also if sampling site begins to offer them (they are not available there at present)

If COVID test negative

Arrange Influenza rapid screen in office or by alternative arrangement

Influenza negative - consider other diagnoses

Influenza positive - appropriate management (hopefully influenza medication would have been prescribed before this if indicated)

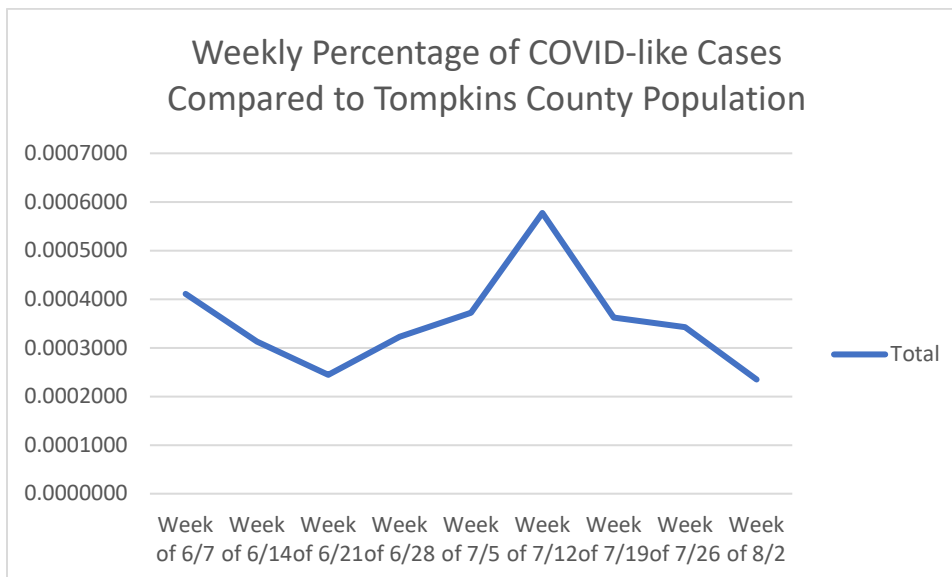
If COVID test positive

Report case immediately to TCHD and initiate appropriate care.

It will be interesting to see to what extent face coverings and social distancing etc. have an impact on our influenza rates, common colds etc. this year.

Primary Care Surveillance CLI Case NETWORK

The downward trend in CLI cases continued as of 8/8/2020. Although we had a couple of hospitalizations for symptoms no one required intensive care. I will give you an update at the time of the BOH meeting.



K through 12 Education

I and we have met to help public schools and special educational venues such as the Racker Centers negotiate the complexities of COVID. High on their list of concerns is whether a coronavirus test is required for children out of school for symptoms or contact with a case. In my view it is not necessarily required if clinical criteria are used to clarify the child's status and the situation is clear enough. The PCR RNA COVID test is not the sine qua non, in my opinion.

Another concern is obtaining a clinical opinion stating that the child may return to school. The language used by NYS Education Department is unfortunate in this regard and pediatricians do not believe they can meet the volume of requests they anticipate. We continue to collaborate toward a solution.

Cases

Travel and failure to use proper precautions continue to be the drivers of cases. International travel saw an uptick in frequency starting the week of August 10th. The number of states listed on NYS' travel advisory list increased to 36 at one point in the past month. It currently is at 33.

<https://coronavirus.health.ny.gov/covid-19-travel-advisory#restricted-states>

In addition, we are turning up occasional positive tests when testing is done pre-procedurally. This type of situation with variations is going to be more common because the number of persons who have been infected in the remote past is becoming more common. Some previously positive individuals who are not contagious will have persistent positive Covid tests. Some will have indeterminate results and the lucky ones will be negative on retesting. Perhaps the best guidelines regarding this is the CDC one that I quoted earlier in this bulletin. Resolution, of the situation will require infectious disease consultation or Health Department opinions in some cases. In some cases, it will require the Medical Director of the facility to weigh in.

August 2020 BOH Report

Community Health Services

By Melissa Gatch, Supervising Community Health Nurse

Maternal Child and SafeCare Programs:

- Community Health Nurses continue to offer and provide Maternal Child and SafeCare telehealth visits as clients are able to participate.

Immunization Clinics:

- Immunization clinic service was reinstated on a trial basis on July 14 with very limited appointments. Clinic process and workflow were successful. However, with the increase in COVID-19 cases, clinic services were subsequently suspended. Dr. Klepack and CHS staff have been working with family physicians and pediatricians in Tompkins County to refer children that we had scheduled in our clinic to their office for VFC vaccinations. Our internal report shows about 28 children who we would normally be following up with for immunizations this Aug and Sept.

Communicable Disease:

- Throughout the month of July, COVID-19 response was the primary activity involving case investigations, contact tracing, daily video chats with cases during their isolation period, daily call/texts of persons on mandatory and precautionary quarantine. Response activity operations continued 7 days per week utilizing nursing and support staff from multiple divisions within the department. As of August 17, the cumulative number of reported COVID-19 cases to date was 235 of which 230 recovered and were released from isolation.
- All other reportable communicable disease report investigations were responded to and completed. See attached for communicable disease statistics.

Lead Poisoning Prevention- (9 ongoing cases and 2 new cases)

- Lead nurse Gail Birnbaum is providing care coordination to 11 children with elevated Blood Lead Levels (BLL's); two of the eleven cases were new during July. At this time, NYSDOH is recommending that in home assessment visits by Environmental Health staff can begin again in response to children with elevated blood lead levels greater than or equal to 5mcg/dL. Care coordination, risk reduction guidance and lead education are being provided by the lead nurse over the phone and not yet by home visit. The two new cases during July were in a 1 year old with a BLL of 7.4 mcg/dL on 7/11/20 and another one year old with a BLL of 15.1 mcg/dL on 6/26/20. Both cases will have repeat testing in October. Cases are followed to ensure repeat testing is done as ordered and BLL's are decreasing. Discharge from lead case management will occur when two venous BLL's are less than 5mcg/dL drawn 3 months apart.

Tuberculosis- (1 active cases)

- **Case #1:** 30 year old female with travel/work history to India 2011-2015; Nepal, Sri-Lanka, Turkey and to the Ukraine. Onset of symptoms began 11/2019 with a cough. Saw PCP in 1/2020; had an inhaler prescribed. In February 2020, she developed low grade fever, night sweats, chills, fatigue and worsening cough; received antibiotic with some resolution of symptoms. However, both Chest xray on 3/13/20 and CT results on 3/20/20 were abnormal, with case having a positive blood test (QFT) on 3/19/20. PCP referred case to LHD. After consulting with TB consultant, sputum was ordered x 3 (3/23, 3/23 3/24) with results AFB smear and PCR positive. Case placed on in-home isolation (2 weeks) and was started on 4-drug therapy on 3/24/20. Molecular detection of drug resistance on 4/13/20 revealed case susceptible to all first line medications. Contact investigation was initiated and is ongoing with 8 week TST's scheduled. Subsequent sputa were collected (4/6, 4/6, 4/7); all were AFB smear negative. Case doing well on treatment with DOT through Zoom video throughout treatment due to pandemic; initial evaluation on 3/24/20 completed in negative pressure room at TCHD. Anticipate 6 months of treatment with completion end of September 2020.

N.Y.S. Department of Health
 Division of Epidemiology
 Communicable Disease Monthly Report*, DATE: 03AUG20
 Rates are defined as: Cases/100,000 population/Month

County=TOMPKINS Month=July

Disease	2020		2019		2018		2017		Ave (2017-2019)	
	Freq	Rate	Freq	Rate	Freq	Rate	Freq	Rate	Freq	Rate
AMEBIASIS	0	0.0	0	0.0	0	0.0	1	11.7	0	0.0
ANAPLASMOSIS**	3	35.0	3	35.0	1	11.7	2	23.3	2	23.3
BABESIOSIS**	2	23.3	1	11.7	0	0.0	1	11.7	1	11.7
CAMPYLOBACTERIOSIS**	2	23.3	9	105.1	3	35.0	1	11.7	4	46.7
COVID-19	48	560.3	0	0.0	0	0.0	0	0.0	0	0.0
CRYPTOSPORIDIOSIS**	4	46.7	2	23.3	4	46.7	2	23.3	3	35.0
ECOLI SHIGA TOXIN**	4	46.7	0	0.0	0	0.0	0	0.0	0	0.0
ENCEPHALITIS, POST	0	0.0	0	0.0	0	0.0	1	11.7	0	0.0
GIARDIASIS	0	0.0	1	11.7	1	11.7	0	0.0	1	11.7
HEPATITIS B,CHRONIC**	0	0.0	0	0.0	1	11.7	0	0.0	0	0.0
HEPATITIS C,ACUTE**	1	11.7	0	0.0	0	0.0	2	23.3	1	11.7
HEPATITIS C,CHRONIC**	1	11.7	5	58.4	13	151.8	2	23.3	7	81.7
INFLUENZA A, LAB CONFIRMED	0	0.0	0	0.0	5	58.4	0	0.0	2	23.3
INFLUENZA B, LAB CONFIRMED	1	11.7	0	0.0	0	0.0	0	0.0	0	0.0
LYME DISEASE** ****	10	116.7	15	175.1	11	128.4	20	233.5	15	175.1
MENINGITIS, ASEPTIC	0	0.0	0	0.0	0	0.0	2	23.3	1	11.7
PERTUSSIS**	0	0.0	3	35.0	3	35.0	3	35.0	3	35.0

Disease	2020		2019		2018		2017		Ave (2017-2019)	
	Freq	Rate	Freq	Rate	Freq	Rate	Freq	Rate	Freq	Rate
ROCKY MTN SPOT FEVER**	0	0.0	0	0.0	0	0.0	1	11.7	0	0.0
SALMONELLOSIS**	1	11.7	2	23.3	4	46.7	4	46.7	3	35.0
STREP,GROUP A INVASIVE	0	0.0	1	11.7	0	0.0	0	0.0	0	0.0
STREP,GROUP B INVASIVE	0	0.0	2	23.3	0	0.0	0	0.0	1	11.7
STREP,GROUP B INV,EARLY/LATE ONSET	0	0.0	0	0.0	1	11.7	0	0.0	0	0.0
TUBERCULOSIS***	0	0.0	0	0.0	1	11.7	0	0.0	0	0.0
YERSINIOSIS**	0	0.0	1	11.7	0	0.0	0	0.0	0	0.0
SYPHILIS TOTAL.....	1	11.7	1	11.7	3	35.0	1	11.7	2	23.3
- P&S SYPHILIS	1	11.7	0	0.0	2	23.3	0	0.0	1	11.7
- EARLY LATENT	0	0.0	1	11.7	0	0.0	0	0.0	0	0.0
- LATE LATENT	0	0.0	0	0.0	1	11.7	1	11.7	1	11.7
GONORRHEA TOTAL.....	8	93.4	5	58.4	7	81.7	6	70.0	6	70.0
- GONORRHEA	8	93.4	5	58.4	7	81.7	6	70.0	6	70.0
CHLAMYDIA	28	326.9	27	315.2	40	467.0	24	280.2	30	350.2

*Based on month case created, or December for cases created in Jan/Feb of following year

**Confirmed and Probable cases counted

***Not official number

**** In 2017, 27 counties investigated a sample of positive laboratory results; in 2018, 30 counties sampled; in 2019, 33 counties sampled; in 2020, 36 counties sampled.

N.Y.S. Department of Health
 Division of Epidemiology
 Communicable Disease Monthly Report*, DATE: 03AUG20

Through July

Rates are defined as: Cases/100,000 population/Month

County=TOMPKINS

Disease	2020		2019		2018		2017		Ave (2017-2019)	
	Freq	Rate	Freq	Rate	Freq	Rate	Freq	Rate	Freq	Rate
AMEBIASIS	0	0.0	0	0.0	0	0.0	1	1.7	0	0.0
ANAPLASMOSIS**	8	13.3	5	8.3	4	6.7	5	8.3	5	8.3
BABESIOSIS**	5	8.3	1	1.7	0	0.0	1	1.7	1	1.7
CAMPYLOBACTERIOSIS**	10	16.7	20	33.4	18	30.0	11	18.3	16	26.7
COVID-19	216	360.2	0	0.0	0	0.0	0	0.0	0	0.0
CRYPTOSPORIDIOSIS**	12	20.0	4	6.7	8	13.3	11	18.3	8	13.3
DENGUE FEVER**	0	0.0	0	0.0	0	0.0	1	1.7	0	0.0
ECOLI SHIGA TOXIN**	7	11.7	1	1.7	1	1.7	3	5.0	2	3.3
EHRlichiosis (UNDETERMINED)**	0	0.0	1	1.7	0	0.0	0	0.0	0	0.0
ENCEPHALITIS, OTHER	0	0.0	1	1.7	2	3.3	2	3.3	2	3.3
ENCEPHALITIS, POST	0	0.0	0	0.0	0	0.0	1	1.7	0	0.0
GIARDIASIS	3	5.0	13	21.7	11	18.3	2	3.3	9	15.0
HAEMOPHILUS INFLUENZAE, NOT TYPE B	1	1.7	3	5.0	3	5.0	0	0.0	2	3.3
HEPATITIS A	1	1.7	0	0.0	0	0.0	0	0.0	0	0.0
HEPATITIS B,CHRONIC**	5	8.3	4	6.7	6	10.0	15	25.0	8	13.3
HEPATITIS C,ACUTE**	3	5.0	2	3.3	3	5.0	3	5.0	3	5.0

Disease	2020		2019		2018		2017		Ave (2017-2019)	
	Freq	Rate	Freq	Rate	Freq	Rate	Freq	Rate	Freq	Rate
HEPATITIS C,CHRONIC**	16	26.7	25	41.7	42	70.0	35	58.4	34	56.7
INFLUENZA A, LAB CONFIRMED	524	873.9	743	1239.1	462	770.5	388	647.1	531	885.6
INFLUENZA B, LAB CONFIRMED	732	1220.8	27	45.0	560	933.9	147	245.2	245	408.6
INFLUENZA UNSPECIFIED, LAB CONFIRMED	0	0.0	1	1.7	0	0.0	2	3.3	1	1.7
LEGIONELLOSIS	0	0.0	1	1.7	0	0.0	2	3.3	1	1.7
LISTERIOSIS	0	0.0	0	0.0	1	1.7	0	0.0	0	0.0
LYME DISEASE** ****	22	36.7	27	45.0	32	53.4	34	56.7	31	51.7
MALARIA	2	3.3	0	0.0	0	0.0	0	0.0	0	0.0
MENINGITIS, ASEPTIC	0	0.0	1	1.7	1	1.7	3	5.0	2	3.3
MUMPS**	0	0.0	0	0.0	2	3.3	0	0.0	1	1.7
PERTUSSIS**	1	1.7	6	10.0	7	11.7	6	10.0	6	10.0
ROCKY MTN SPOT FEVER**	0	0.0	0	0.0	0	0.0	1	1.7	0	0.0
SALMONELLOSIS**	5	8.3	4	6.7	11	18.3	6	10.0	7	11.7
SHIGELLOSIS**	0	0.0	0	0.0	1	1.7	0	0.0	0	0.0
STREP,GROUP A INVASIVE	1	1.7	3	5.0	3	5.0	1	1.7	2	3.3
STREP,GROUP B INVASIVE	1	1.7	6	10.0	5	8.3	2	3.3	4	6.7
STREP,GROUP B INV,EARLY/LATE ONSET	1	1.7	0	0.0	1	1.7	0	0.0	0	0.0
STREP PNEUMONIAE,INVASIVE**	5	8.3	3	5.0	4	6.7	4	6.7	4	6.7
TUBERCULOSIS***	2	3.3	1	1.7	2	3.3	1	1.7	1	1.7

Disease	2020		2019		2018		2017		Ave (2017-2019)	
	Freq	Rate	Freq	Rate	Freq	Rate	Freq	Rate	Freq	Rate
YERSINIOSIS**	0	0.0	2	3.3	1	1.7	0	0.0	1	1.7
SYPHILIS TOTAL.....	11	18.3	13	21.7	7	11.7	7	11.7	9	15.0
- P&S SYPHILIS	4	6.7	6	10.0	2	3.3	3	5.0	4	6.7
- EARLY LATENT	7	11.7	7	11.7	3	5.0	0	0.0	3	5.0
- LATE LATENT	0	0.0	0	0.0	2	3.3	4	6.7	2	3.3
GONORRHEA TOTAL.....	55	91.7	51	85.1	69	115.1	40	66.7	53	88.4
- GONORRHEA	54	90.1	51	85.1	68	113.4	40	66.7	53	88.4
- GONORRHEA,DISSEMINATED	1	1.7	0	0.0	1	1.7	0	0.0	0	0.0
CHLAMYDIA	200	333.5	270	450.3	264	440.3	238	396.9	257	428.6
CHLAMYDIA PID	0	0.0	0	0.0	1	1.7	1	1.7	1	1.7
OTHER VD	0	0.0	1	1.7	0	0.0	0	0.0	0	0.0

*Based on month case created, or December for cases created in Jan/Feb of following year

**Confirmed and Probable cases counted; Campylobacter confirmed and suspect

***Not official number

**** In 2017, 27 counties investigated a sample of positive laboratory results; in 2018, 30 counties sampled; in 2019, 33 counties sampled; in 2020, 36 counties sampled.

Division for Community Health
PROGRAM Statistical Highlights for Board of Health - 2020

Community Health Services Program Statistics	Jan	Feb	Mar	April	May	June	July	Aug	Sept	Oct	Nov	Dec	YTD 2020	Total 2019	Total 2018
Maternal Child / MOMS Services															
Client Caseload	59	41	19	6	11	14	3								
# of Client Admissions	25	15	5	0	0	0	0						45		
# of Client Discharges	17	18	14	5	3	4	4						65		
Maternal & Infant Office Visit**	0	2	0	0	0	0	0						2		
Maternal & Infant Home Visit**	77	51	21	7	14	18	3						191		
Total Home & Office Visits	77	53	21	7	14	18	3	0	0	0	0	0	193	0	0
SafeCare															
# of Clients in program	12	10	10	10	10	10	10						0		
# Home Visits	32	22	7	0	1	5	2						69		
On-Call (Weekend) Nursing Visits to Patients															
Maternal & Infant On Call Visits													0	0	0
Rabies On Call Vaccinations													0		
TB DOT On Call Visits													0		
Total # On-Call Visits	0	0	0	0	0	0	0	0	0	0	0	0	0	0	0
Total Home, Office, SafeCare, On-Call Visits	0	0	0	0	0	23	5	0	0	0	0	0	0	0	0

DOT = Direct Observe Therapy Visits

MOMS = Medicaid Obstetrical and Maternal Services

Shaded areas indicate revisions from the previous report

**Telehealth visits due to Covid-19

Children with Special Care Needs Division — (607) 274-6644

Children with Special Care Needs Highlights July 2020

Staff Activities

General overview of program work

- All CSCN staff participated in morning COVID-19 work. Two support staff removed from COVID-19 work at this time.
- All CSCN nurses and 2 full time support staff continue daily COVID-19 meeting, some COVID work assigned during the week, still covering weekends as assigned. CSCN Director included in this work.
- CSCN staff meeting 7/20/20

Meeting/Committees

- Margo Polikoff participated in Meet & Greet w/ new Groton CPSE Chair via Google Meet— 7/15/20
- Barb Wright, Michele Card participated in Parent Portal Mtg with iCentral and ITS staff 7/24/20

Staff Training

- Margo Polikoff participated in NYSDOH CSHCN Webinar 7/9/20
- Margo participated in “Where Intervention Happens: A Routines-Based Approach for Young Children with Disabilities” presented by Zero to Three – 7/15/20
- Margo participated in “Helping Students Adjust to the New Normal: Integrating Trauma-Informed & Resilience Building Practices as Students Return to School (CTAC) 7/28/20
- Erin Worsell participated in CPR Training 7/29/20
- Professional Staff participated in Comcare Webinar

Division Managers

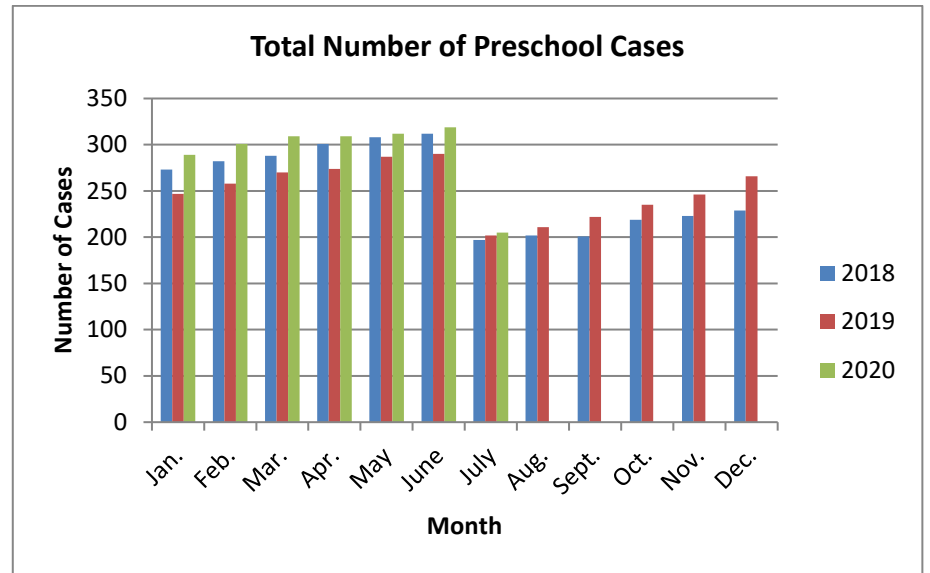
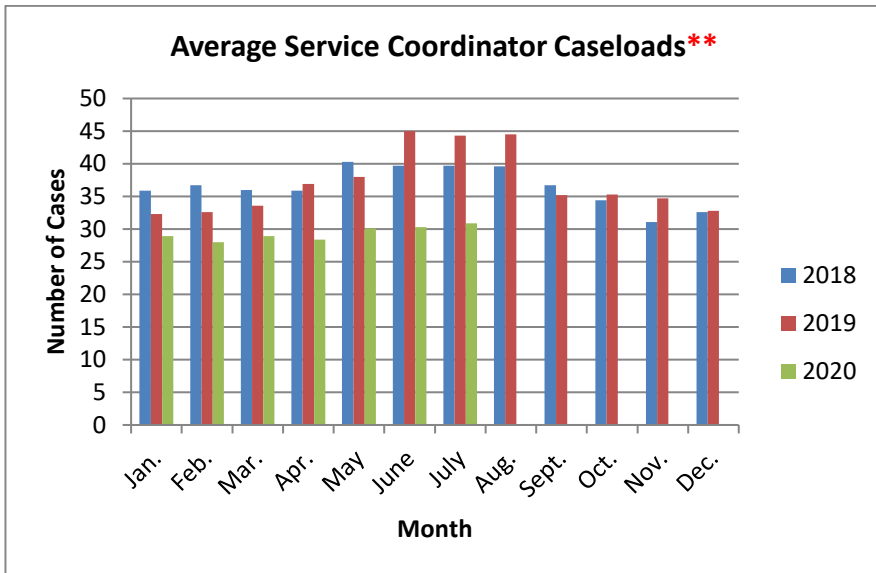
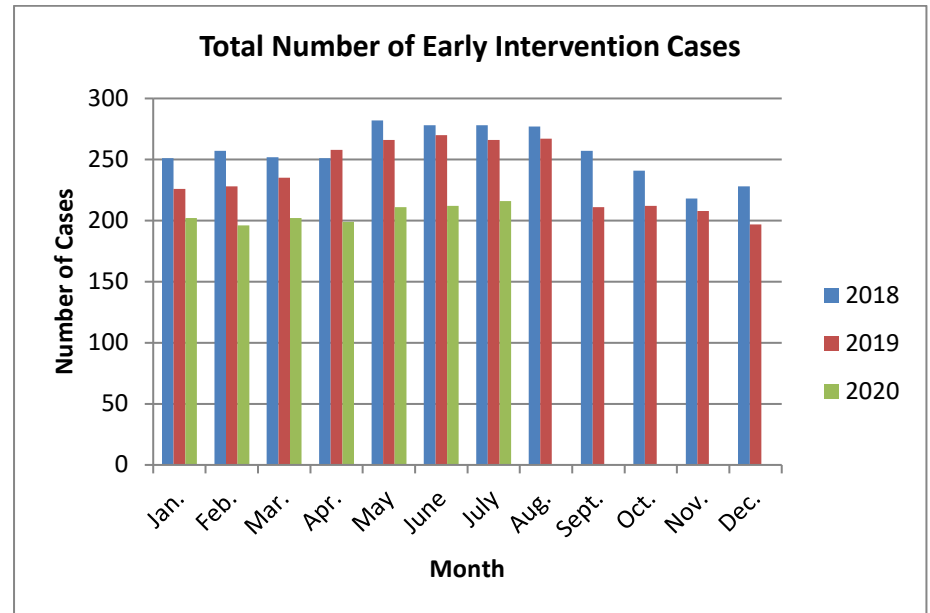
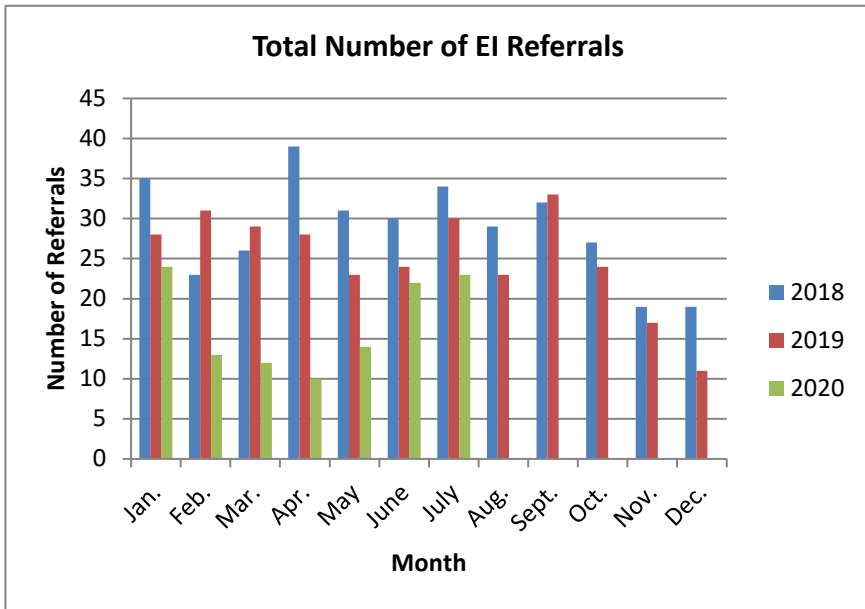
- Division managers met to review staffing options to help cover COVID-19 work 7/27/20
- Meeting with Leadership for COVID-19 work 7/28/20

Deb Thomas:

- Senior Leadership Meetings-Debrief meetings every Thursday to review current COVID-19 work and Program work.
- Attended COVID morning meetings with staff
- BOH meeting 7/28/20
- Early Childhood Collaborative Zoom meeting 7/6/20
- Early Intervention Statewide meeting virtual 7/23/20
- Parent Zoom Chats regarding COVID changes with transportation for families 7/8/20
- Koronos training for supervisors 7/1/20
- EI and Preschool providers Zoom chat to answer questions about face to face visits 7/2/20
- Meeting with Birnie Bus Supervisor for Racker re-opening 7/9/20
- CYSHCN webinar 7/9/20

- NYSDOH BEI Outcome webinar 7/21/20
- CPSE meeting with ICSD 7/21/20
- NYSDOH conference “Bridges to Health” 7/22/20
- CYSHCN state call regarding grant modification 7/24/20
- Software meeting regarding the new parent portal 7/24/20
- EI and PreK webinar regarding COVID-19 changes 7/28/20
- ICSD School conference call regarding re-opening 7/31/20

Statistics Based on Calendar Year



**** Average Service Coordinator Caseloads showing decrease due to increase in fully oriented Ongoing Service Coordinators, until June 2019 when we experienced staff retirement and leave.**

**Children with Special Care Needs Division
Statistical Highlights 2020**

EARLY INTERVENTION PROGRAM

Family/Client visits	Jan	Feb	March	April	May	June	July	Aug	Sept	Oct	Nov	Dec	2020 Totals	2019 Totals
-- Intake visits	21	15	11	10	11	18	19							282
-- IFSP Meetings	26	33	20	28	36	27	37							424
-- Amendments	15	18	12	3	2	1	10							203
-- Core Evaluations	17	19	9	5	10	15	16							237
-- Supplemental Evaluations	3	6	6	2	2	3	2							54
-- EIOD visits	8	6	2	0	2	1	0							13
-- Observation Visits	43	45	26	0	4	38	26							518
-- CPSE meetings	6	9	0	1	3	2	4							78
-- Family Training/Team Meetings	0	3	1	0	0	0	0							16
-- Transition meetings	4	22	18	2	3	2	3							115
-- Other Visits	3	3	0	0	0	0	8							11
IFSPs and Amendments														
# of Individualized Family Service Plans Completed	26	33	16	28	36	27	37							418
# of Amendments to IFSPs Completed	17	19	14	7	15	21	19							254
Services and Evaluations Pending & Completed														
Children with Services Pending														
-- Feeding	1	3	2	2	2	2	3							
-- Nutrition	0	0	0	0	0	0	0							
-- Occupational Therapy	3	0	1	0	0	0	1							
-- Physical Therapy	2	3	4	0	4	4	3							
-- Social Work	0	0	0	0	0	0	0							
-- Special Education	3	3	0	1	1	2	0							
-- Speech Therapy	3	7	7	7	6	3	4							
# of Supplemental Evaluations Pending	24	23	10	25	23	22	9	0	0	0	0	0		
Type:														
-- Audiological	1	5	1	5	9	4	1							
-- Developmental Pediatrician	5	7	4	5	0	5	0							
-- Diagnostic Psychological	6	0	0	0	0	0	0							
-- Feeding	3	2	1	1	1	5	2							
-- Physical Therapy	2	1	2	1	1	1	0							
-- Speech	3	2	3	6	6	5	4							
-- Occupational Therapy	4	6	6	7	6	2	1							
-- Other	0	0	0	0	0	0	1							

**Children with Special Care Needs Division
Statistical Highlights 2020**

EARLY INTERVENTION PROGRAM

Services and Evaluations Pending & Completed (continued)	Jan	Feb	March	April	May	June	July	Aug	Sept	Oct	Nov	Dec	2020 Totals	2019 Totals
# of Supplemental Evaluations Completed	7	12	8	2	5	6	9	0	0	0	0	0	49	93
Type:														
-- Audiological	2	5	4	0	1	2	4							27
-- Diagnostic Psychological	3	0	0	0	0	1	0							9
-- Developmental Pediatrician	0	0	0	0	0	0	0							3
-- Feeding	0	2	0	0	0	0	1							11
-- Occupational Therapy	1	2	2	0	3	2	1							22
-- Physical Therapy	0	0	0	0	0	0	0							9
-- Speech Therapy	1	3	2	2	1	1	3							12
-- Other	0	0	0	0	0	0	0							0
Diagnosed Conditions														
Autism Spectrum														
-- Children currently diagnosed:	2	0	0	0	0	0	0							
-- Children currently suspect:	13	15	14	14	14	5	12							
Children with 'Other' Diagnosis														
-- Athrogryposis	1	1	1	1	1	1	1							
-- Cerebral Palsy (CP)	1	1	1	1	1	1	1							
-- Cri Du Chat	1	1	1	1	1	1	1							
-- Cleft Lip/Palate	0	0	0	0	1	1	1							
-- Failure to Thrive	1	1	1	1	1	1	2							
-- Feeding Difficulties	24	26	33	23	21	27	26							
-- Food Protein Induced Enterocolitis Syndrom (FPIES)	0	0	1	0	1	1	1							
-- GERD	3	3	4	3	3	3	3							
-- Hearing Loss	3	4	4	4	3	3	3							
-- Hydrocephalus	1	1	1	1	1	1	1							
-- Hydronephrosis	0	0	0	0	0	1	0							
-- Hyper-IgD Syndrome	1	1	1	1	1	1	1							
-- Hypotonia	3	2	2	3	3	2	4							
-- Macrocephaly	0	2	0	0	0	0	0							
-- Noonan's Syndrome	1	1	1	1	1	1	1							
-- Osteogenesis Imperfecta	2	0	0	0	0	0	0							
-- Plagiocephaly	0	2	2	2	2	0	1							
-- Prematurity	12	14	12	11	8	7	11							
-- Pulmonary Artery Stenosis	0	1	1	1	1	1	1							
-- Pyriform Aperture Stenosis w/ Hard Palate Cleft	1	1	1	1	1	1	1							
-- Spina Bifida	1	1	1	1	1	1	1							
-- Torticollis	2	2	2	2	2	2	1							

**Children with Special Care Needs Division
Statistical Highlights 2020**

EARLY INTERVENTION PROGRAM

Early Intervention Discharges	Jan	Feb	March	April	May	June	July	Aug	Sept	Oct	Nov	Dec	2020 Totals	2019 Totals
-- To CPSE	5	0	0	0	2	0	1						8	87
-- Aged out	1	1	0	0	1	2	0						5	14
-- Declined	5	0	2	0	5	4	6						22	46
-- Skilled out	1	0	0	2	0	1							4	37
-- Moved	1	0	3	1	4	6	3						18	24
-- Not Eligible	4	7	6	2	4	6	5						34	92
-- Other	0	1	0	0	3	0	4						8	14
Total Number of Discharges	17	9	11	5	19	19	19	0	0	0	0	0	99	314
Child Find														
Total # of Referrals	1	0	0	1	2	1	0						5	4
Total # of Children in Child Find	1	1	1	2	4	4	2							
Total # Transferred to Early Intervention	1	0	0	0	0	0	0						1	0
Total # of Discharges	6	0	0	0	0	1	2						9	9

**Children with Special Care Needs Division
Statistical Highlights 2020**

PRESCHOOL SPECIAL EDUCATION PROGRAM

Clients Qualified and Receiving Services	Jan	Feb	March	April	May	June	July	Aug	Sept	Oct	Nov	Dec	2020 Totals	2019 Totals
Children per School District														
-- Ithaca	139	143	144	144	148	149	110							
-- Dryden	57	60	62	63	62	65	43							
-- Groton	31	32	34	33	33	34	23							
-- Homer	1	1	1	1	1	1	1							
-- Lansing	22	23	23	23	24	24	5							
-- Newfield	28	28	30	30	30	30	18							
-- Trumansburg	10	13	14	14	13	15	5							
-- Spencer VanEtten	0	0	0	0	0	0	0							
-- Newark Valley	1	1	1	1	1	1	0							
-- Odessa-Montour	0	0	0	0	0	0	0							
-- Candor	0	0	0	0	0	0	0							
-- Moravia	0	0	0	0	0	0	0							
-- Cortland	0	0	0	0	0	0	0							
Total # of Qualified and Receiving Services	289	301	309	309	312	319	205	0	0	0	0	0		

Services Provided	Jan	Feb	March	April	May	June	July	Aug	Sept	Oct	Nov	Dec		
Services /Authorized by Discipline														
-- Speech Therapy (individual)	175	178	189	188	188	190	96							
-- Speech Therapy (group)	20	20	23	21	19	18	2							
-- Occupational Therapy (individual)	69	77	80	78	76	77	52							
-- Occupational Therapy (group)	1	1	0	0	0	0	0							
-- Physical Therapy (individual)	29	29	34	33	34	32	25							
-- Physical Therapy (group)	0	0	2	2	2	2	0							
-- Transportation														
-- Birnie Bus	29	28	28	27	26	26	20							
-- Dryden Central School District	4	6	6	6	6	6	0							
-- Ithaca City School District	41	39	39	39	40	40	35							
-- Parent	14	11	11	11	11	11	2							
-- Service Coordination	31	32	34	34	32	33	22							
-- Counseling (individual)	57	54	65	63	63	68	43							
-- 1:1 (Tuition Program) Aide	6	7	6	6	6	6	4							
-- Special Education Itinerate Teacher	33	32	37	37	39	42	20							
-- Parent Counseling	27	29	31	31	32	39	23							
-- Program Aide	0	0	0	0	0	1	0							
-- Teaching Assistant	0	0	0	0	0	0	0							
-- Audiological Services	4	4	4	4	4	4	2							
-- Teacher of the Deaf	3	3	3	3	3	3	3							
-- Music Therapy	0	0	0	0	0	0	0							
-- Nutrition	5	5	5	5	6	8	3							
-- Skilled Nursing	0	0	0	0	0	0	0							
-- Interpreter	0	0	0	0	0	0	1							
Total # of children rcvg. home based related svcs.	204	218	226	227	229	236	142							

**Children with Special Care Needs Division
Statistical Highlights 2020**

PRESCHOOL SPECIAL EDUCATION PROGRAM

Number of Children Served Per School District Attending Tuition Based Programs	Jan	Feb	March	April	May	June	July	Aug	Sept	Oct	Nov	Dec	2020 Totals	2019 Totals
-- Ithaca	45	44	44	44	46	46	37							
-- Dryden	43	23	23	23	22	22	12							
-- Groton	8	7	7	6	6	6	6							
-- Lansing	3	3	3	3	3	3	3							
-- Newfield	4	4	4	4	4	4	4							
-- Trumansburg	2	2	2	2	2	2	1							
-- Odessa-Montour	0	0	0	0	0	0	0							
-- Spencer VanEtten	0	0	0	0	0	0	0							
-- Moravia	0	0	0	0	0	0	0							
-- # attending Dryden Central School	8	8	8	8	8	8	0							
-- # attending Franziska Racker Centers	46	44	44	43	44	44	41							
-- # attending Ithaca City School District	31	31	31	31	31	31	22							
Total # attending Special Ed Integrated Tuition Progr.	85	83	83	82	83	83	63	0	0	0	0	0		

Municipal Representation Committee on Preschool Special Education	Jan	Feb	March	April	May	June	July	Aug	Sept	Oct	Nov	Dec	2020 Totals	2019 Totals
-- Ithaca	18	15	9	26	18	5	7						98	198
-- Candor	0	0	0	0	0	0	0						0	0
-- Dryden	6	5	5	7	6	21	0						50	77
-- Groton	6	1	1	1	11	1	2						23	25
-- Homer	0	0	0	0	0	0	0						0	1
-- Lansing	2	0	3	0	2	0	0						7	18
-- Newfield	3	0	0	0	4	2	0						9	24
-- Trumansburg	0	1	0	1	1	3	0						6	14

ENVIRONMENTAL HEALTH DIVISION
<http://www.tompkinscountyny.gov>

Ph: (607) 274-6688
Fx: (607) 274-6695

ENVIRONMENTAL HEALTH HIGHLIGHTS July 2020

Outreach and Division News:

Hydrilla: The Hydrilla Task Force reports that the hydrilla treatments are generally going well. A small amount of hydrilla was detected in Fall Creek near the lake, and a copper treatment is planned for the inlet and at the south end of the lake. Racine-Johnson Aquatic Ecologists conducts hydrilla monitoring for the task force and has noticed a lot of aquatic plants growing this year (Sago pondweed, other pondweeds, and Elodea spp. are growing densely), which they report is likely due to increase in sunlight.

Onsite Wastewater Treatment System Discharges: Environmental Health learned good, new information about monitoring being conducted by Community Science Institute (CSI) during discussions with the Tompkins County Water Resources Council (WRC) HABs Committee, as noted below:

CSI has partnered with the West Shore Homeowners Association since 2014 to monitor E. coli at 16 locations covering most of the Tompkins County shoreline on the west side of the lake. The results show that average E. coli levels are well below the threshold for swimming at all monitored locations, <http://database.communityscience.org/monitoringsets/39>. This observation suggests that on-site septic systems are not leaking along this section of the Tompkins County shoreline.

EH COVID-19 Activities: The COVID-19 pandemic continued to dominate Environmental Health activities during July. EH continues to be a primary contact for NY Forward complaints both for general COVID inquiries and complaints and for our regulated facilities. This requires the involvement of a significant portion of the EH Division. The Onsite Wastewater Treatment System (OWTS) Team continues to focus on their core activities. Public Health Engineer Scott Freyburger and Senior PH Sanitarian Adriel Shea are covering a lot of our core water supply activities, as well as providing technical and supervisory oversight of the OWTS team. Cynthia Mosher handles the bulk of rabies inquiries. Note that, due to the pandemic, the OWTS program has been forced to/had the opportunity to develop a paperless permitting process. This has been discussed for years and - as team member Becky Sims notes - here we are!

Human Resources: Environmental Health was happy to wish Public Health Sanitarian Janice Koski a happy retirement but very sad that she is no longer part of the EH team. Janice retired on July 31 after 27 years of service. Janice was a strong member of the Onsite Wastewater Treatment System (OWTS) Team during her tenure with EH, where her technical expertise, sound judgement, and calm demeanor were highly valued within and outside of EH. Although OWTS which was her favorite program, Janice readily assisted wherever she was needed. She became certified as a Food Safety Inspection Officer 1 (FSIO 1), earning credentials that are required to conduct inspections at high risk food service establishments. Janice was well respected and well liked within EH and will be greatly missed.

With Janice's retirement, we received approval to promote Public Health Technician Mike Robson to Public Health Sanitarian. Mike has become a key part of the EH COVID Complaint Response team, and we were very happy to be able to promote him. Congratulations to Mike!

Virtual Meetings and Conference Calls:

- Hydrilla Monthly Task Force: July 8 - Mik Kern
- Lead Poisoning Prevention EH Meeting and meeting with EcoSpect: July 1 – René Borgella, Chris Laverack and/or Liz Cameron
- Cornell Off-Campus Living Social Norming Focus Group: July 16 – Skip Parr
- COVID Complaints Management Meetings: July 10, 20, 21 Skip Parr, Liz Cameron
- COVID Enforcement Management Meetings: July 2, 7, 10, 17, 21, Skip Parr/or Liz Cameron and other involved TC representatives
- Public Health, Bars, Students and Safety Zoom with Cornell and the City of Ithaca: July 22 – Liz Cameron and other county representatives
- Enforcement Conference Call: July 30 – Skip Parr and Adriel Shea
- Vitals Coverage: July 1, 7, 8, 14, 15, 21, 22, 28, 29, and 30 – Brenda Coyle
- Accela/ITS/sCube: July 9 and 10 – Brenda Coyle, Greg Potter (ITS) and/or Liz Cameron
- County Staff Town Hall with Jason: July 10, 17, 24 and 31 – interested EH staff
- EH Staff Meeting: July 1
- EH Managers: July 20 and 28 - Skip Parr, Kristee Morgan, Adriel Shea, and Liz Cameron, and/or Brenda Coyle
- TCHD Briefings: July 2, 9, 16, 24, and 29 – Liz Cameron with TCHD leadership
- Regional Control Room Calls: generally daily during July - Skip Parr, Liz Cameron from EH
- Statewide CEHD-CEH calls: July 7, 14, and 21 – Skip Parr, Liz Cameron, and/or Kristee Morgan
- Youth Summer Task Force: July 16 - René Borgella
- Food Security Task Force: July 8 and 22 - René Borgella
- Diversity Inclusion Infusion Meeting: July 13 and 28 - René Borgella
- Chief Equity and Diversity Officer Interviews – July 22, 23, 27 and 31 - René Borgella

Training:

Mik Kern participated in a Lake Ecosystems Webinar on July 9. This webinar provided an overview of lake science and water quality management for New York's lakes. Topics included temperature stratification, harmful algal blooms, aquatic invasive species, lake food webs, and relationships between land use and water quality. The webinar was hosted by the Environmental Finance Center at Syracuse University.

Becky Sims assisted with training new OWTS team member Chris Laverack on the use of BricsCAD design software on July 9, 15, and 22.

Boil Water Orders

New:

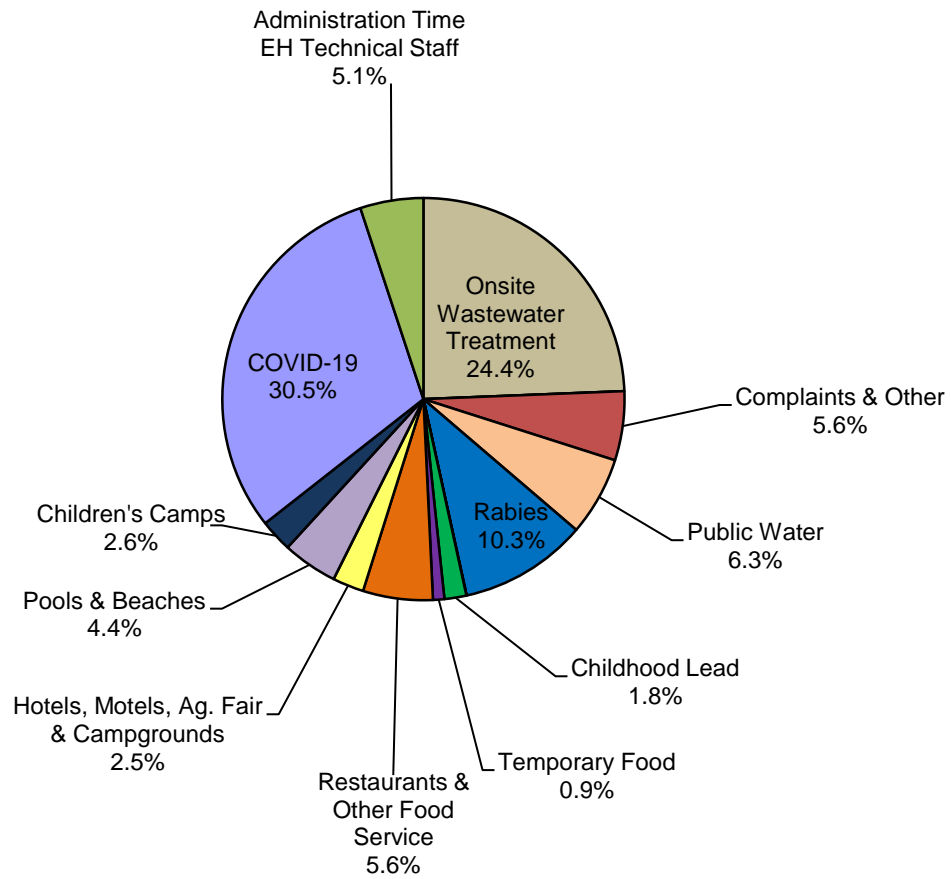
- None issued in July.

Continuing:

- The BWO issued on 10/25/19 remains in effect for Hanshaw Village Mobile Home Park, T-Dryden. Engineering plans have been received and reviewed by TCHD to address treatment issues with the system. The park has been given a deadline of April 15th to complete the required modifications to the system to release the BWO. The boil water order will remain in effect until modifications have been made.
- The BWO issued on 4/23/20 remains in effect for TOSA Apts, T-Dryden. BOH Orders require an engineering report to be submitted by 5/15/20.

EH Programs Overview:

Staff Time in Environmental Health Programs - July 2020



Division of Environmental Health
Summary of Activity (2020)

	Jan	Feb	Mar	Apr	May	June	July	Aug	Sept	Oct	Nov	Dec	YTD	2019 Totals
FOOD PROTECTION PROGRAM - Restaurants & Other Food Service														
<i>Permitted Operations (540 Permitted Operations*)</i>														
Inspections & Site Visits**	54	87	37	0	0	6	15						199	1023
Critical Violations	6	30	13	0	0	0	0						49	328
Other Violations	17	36	17	0	0	3	13						86	389
Plans Approved	1	2	1	0	0	0	1						5	16
Complaint Investigations	2	3	1	0	0	0	3						9	38
<i>Temporary FSE (375 Estimated Operations)</i>														
Permits Issued	3	14	4	0	0	2	2						25	386
Inspections & Site Visits**	1	6	1	0	0	0	0						8	189
Critical Violations	0	4	1	0	0	0	0						5	86
Other Violations	0	0	0	0	0	0	0						0	28
MOBILE HOME PARKS (42 Permitted Operations, 2030 Lots*)														
Inspections & Site Visits**	3	0	0	0	0	0	0						3	25
Critical Violations	0	0	0	0	0	0	0						0	18
Other Violations	0	0	0	0	0	0	0						0	77
Complaint Investigations	0	0	0	0	0	0	1						1	5
TEMPORARY RESIDENCES - Hotels & Motels (34 Permitted Operations, 2022 Rooms*)														
Inspections & Site Visits**	8	2	0	0	0	0	1						11	44
Critical Violations	4	3	0	0	0	0	0						7	0
Other Violations	35	23	0	0	0	0	0						58	129
Complaint Investigations	0	0	0	0	0	0	0						0	8
MASS GATHERING (Fingerlaks GrassRoots Festival)														
Inspections & Site Visits**	0	0	0	0	0	0	0						0	62
Critical Violations	0	0	0	0	0	0	0						0	22
Other Violations	0	0	0	0	0	0	0						0	35
Complaint Investigations	0	0	0	0	0	0	0						0	0
CAMPGROUNDS & AGRICULTURAL FAIRGROUNDS (13 Operations, 1042 Sites*)														
Inspections & Site Visits**	0	0	0	0	1	2	6						9	62
Critical Violations	0	0	0	0	0	0	0						0	22
Other Violations	0	0	0	0	0	0	1						1	35
Complaint Investigations	0	0	0	0	0	0	0						0	0
CHILDREN'S CAMPS (Anticipated 32 Operations)														
Inspections & Site Visits**	0	0	1	0	0	0	6						7	71
Critical Violations	0	0	0	0	0	0	0						0	5
Other Violations	0	0	0	0	0	0	0						0	14
Injury/Illness Investigations	0	0	0	0	0	0	0						0	14
Complaint Investigations	0	0	0	0	0	0	0						0	0
SWIMMING POOLS & BATHING BEACHES - (59 Operations*)														
Inspections & Site Visits**	10	11	5	0	0	18	23						67	136
Critical Violations	1	2	0	0	0	2	4						9	14
Other Violations	16	16	3	0	0	16	10						61	74
Injury/Illness Investigations	0	0	0	0	0	0	0						0	0
Complaint Investigations	0	0	0	0	0	0	0						0	1
PUBLIC WATER SYSTEMS (PWS) (89 Community PWS, 59 Other PWS*)														
Inspections & Site Visits**	1	8	1	0	1	0	7						18	172
Boil Water Orders Issued	0	1	0	1	0	0	0						2	23
Disinfection Waivers (Total)	21	21	21	21	21	21	21						n/a	21
Complaint Investigations	0	0	0	0	0	0	0						0	1

Division of Environmental Health
Summary of Activity (2020), cont'd

ON-SITE WASTEWATER TREATMENT SYSTEMS (OWTS)														
Permits Issued	16	11	13	17	15	40	37	0	0	0	0	0	149	227
New Construction/Conversions	12	8	6	3	8	15	19						71	113
Replacements	4	3	7	14	7	25	18						78	114
Completion Certificates Issued	25	15	5	6	7	12	19	0	0	0	0	0	89	183
New Construction/Conversions	13	7	2	3	6	5	7						43	85
Replacements	12	8	3	3	1	7	12						46	98
ENGINEERING PLAN REVIEWS														
Realty Subdivisions	0	0	1	1	0	0	0						2	4
OWTS	1	3	0	1	2	1	5						13	30
Collector Sewer	0	0	0	0	0	0	0						0	1
Public Water Systems	0	0	0	0	0	0	0						0	4
Water Main Extension	0	1	0	1	1	0	0						3	6
Cross-Connection Control Devices	3	3	1	0	0	1	1						9	16
Other Water System Modification	0	1	0	0	0	0	0						1	4
Other Engineering Reviews	0	1	0	0	0	0	0						1	3
RABIES CONTROL PROGRAM														
Potential Human Exposure Investigations	23	22	25	14	41	88	61						274	512
Human Post-X Treatments	1	3	3	1	7	36	21						72	115
Animal Specimens Tested	3	6	5	3	16	31	16						80	201
Animals Testing Positive	1	1	1	1	1	2	1						8	11
Rabies Clinics Offered	1	0	0	0	0	0	0						1	11
Dogs Vaccinated	91	0	0	0	0	0	0						91	643
Cats Vaccinated	52	0	0	0	0	0	0						52	439
Ferrets Vaccinated	0	0	0	0	0	0	0						0	0
Pet Quarantine	0	1	0	0	0	0	0						1	3
CHILDHOOD LEAD PROGRAM														
Children with Elevated Blood Lead Levels	1	3	0	0	3	2	2						11	3
Sites Inspected	0	4	0	0	0	0	2						6	4
Abatement Completed	0	0	0	0	0	0	0						0	0
Lead Assessments Sent	0	0	0	0	0	0	0						0	2
FOIL REQUESTS														
Total Received	4	3	3	6	5	2	5						28	44
ADOLESCENT TOBACCO USE PREVENTION ACT (ATUPA) (61 Operations *) & CLEAN INDOOR AIR ACT (CIAA)														
ATUPA (Adult & Minor) Compliance Checks	7	10	41	0	0	0	0						58	112
Violations	0	0	2	0	0	0	0						2	1
CIAA Complaints	0	0	1	0	0	0	0						1	2
COMPLAINTS - Facility & General/Nuisance														
Complaint Investigations Opened	7	13	6	3	1	3	1						34	115
ENFORCEMENT ACTIONS														
Total Cases	5	4	0	0	4	1	0						14	41
Cases Related to FSE	2	3	0	0	0	0	0						5	28
BOH Penalties Assessed	\$5,000	\$1,900	\$0	\$0	\$1,400	\$3,000	\$0						\$11,300	\$30,100
BOH Penalties Collected	\$1,800	\$600	\$4,500	\$0	\$0	\$2,300	\$500						\$9,700	\$36,333
CUSTOMER SERVICE/SUPPORT														
Calls Received	637	544	1162	720	1161	1256	1445						6925	n/a
Walk-In Customers	60	101	48	5	10	7	12						243	n/a
TCEH Emails Received	130	192	482	406	418	621	717						2966	n/a
Applications Processed	77	204	150	95	88	142	87						843	2119
Payment Receipts Processed	40	159	137	51	95	137	66						685	1526
Renewals/Billings Sent	264	41	22	140	2	0	99						568	825

* As of 1/1/2020

** Includes Pre-op, Inspection, Re-inspection, HAACP, Field Visits, Sanitary Surveys

Food Program Detailed Report:

The results of food service establishment inspections conducted in Tompkins County can be viewed directly on the Environmental Health website (<http://www.tompkinscountyny.gov/health/eh/food/index>). Inspections can be sorted to meet the needs of the viewer (by facility, date, etc.) by clicking on the column heading of interest. This is a valuable tool for easily providing information to the public.

The following plans were approved this month:

- Collegetown Bagels – College Ave., C-Ithaca

New permits were issued for the following facilities:

- Stella’s Barn Mobile, Throughout Tompkins
- Mama Said Hand Pies – Urban Core, C-Ithaca
- De la Haus, C-Ithaca
- Friedman Enterprises, T-Ulysses
- Kimchi, C-Ithaca

Childhood Lead Program Detailed Report:

CHILDHOOD LEAD PROGRAM	July	YTD 2020	YTD 2019	TOTAL 2019
A: Active Cases (total referrals):				
A1: # of Children w/ BLL>19.9ug/dl	0	0	0	0
A2: # of Children w/ BLL 10-19.9ug/dl	1	1	0	5
A3: # of Children w/ BLL 5-9.9ug/dl	1	10	0	3
B: Total Environmental Inspections:				
B1: Due to A1	0	0	0	0
B2: Due to A2	1	1	0	0
B3: Due to A3	1	5	0	4
C: Hazards Found:				
C1: Due to B1	0	0	0	0
C2: Due to B2	1	1	0	0
C3: Due to B3	1	1	0	2
D: Abatements Completed:	0	0	0	0
E: Environmental Lead Assessment Sent:	0	0	0	2
F: Interim Controls Completed:	0	0	0	0
G: Complaints/Service Requests (w/o medical referral):	5	21	22	43
H: Samples Collected for Lab Analysis:				
- Paint	2	6	0	0
- Drinking Water	0	0	0	0
- Soil	0	1	0	1
- XRF	2	5	0	2
- Dust Wipes	2	5	0	2
- Other	0	0	0	0

Summary of Open BOH Enforcement Actions:

Date of BOH Action	Facility	Owner/ Operator	Basis for Action	Penalty Assessed	Next BOH Order Deadline	Status
6/22/20	TOSA Apartments	Tony Busse	Public Water – Violation of BOH Orders	\$3,000	Submit engineering report and pay penalty by 8/15/20.	Monitoring Compliance
5/26/20	Jim's Mobile Home Park	Christine & Scott Cutter	Public Water – Violation of Monitoring Requirements	\$500 (paid)	Sample for disinfection byproducts and submit results by 9/7/20.	Monitoring Compliance
5/26/20	Brew 22 Coffee and Espresso	Riley Brewer	Public Water – Violation of Monitoring Requirements	\$400	Payment due 7/15/20.	Monitoring Compliance