

**AGENDA
Tompkins County Board of Health
Rice Conference Room
Tuesday, January 26, 2021
12:00 Noon
Via Zoom**

Live Stream at Tompkins County YouTube Channel:

<https://www.youtube.com/channel/UCkpJNVbpLLbEbhoDbTIEgSQ>

- 12:00** I. Call to Order
- 12:01** II. Privilege of the Floor – Anyone may address the Board of Health (max. 3 mins.)
- 12:04** III. Approval of December 8, 2020 Minutes (2 mins.)
- 12:06** IV. Financial Summary (9 mins.)
- 12:15** V. Reports (15 mins.)
- | | |
|-------------------------------|----------------------------------|
| Administration | Children with Special Care Needs |
| Health Promotion Program | County Attorney’s Report |
| Medical Director’s Report | Environmental Health |
| Division for Community Health | CSB Report |
- 12:30** VI. New Business
- 12:30** **Environmental Health
Administrative Actions:**
1. Ward Request to Waive Sewage Permit Application Fee, 2275 Spencer Road, T-Lansing (5 mins.)
- 12:35** **Adjournment**

MINUTES
Tompkins County Board of Health
December 8, 2020
12:00 Noon
Virtual Meeting via Zoom

Present: Christina Moylan, Ph.D., President; Melissa Dhundale, MD; Edward Koppel, MD; Susan Merkel; Janet Morgan, Ph.D.; and Shawna Black

Staff: Claire Espey, Director of Community Health; Liz Cameron, Director of Environmental Health; Samantha Hillson, Director of Health Promotion Program; William Klepack, MD, Medical Director; Frank Kruppa, Public Health Director; Greg Potter, ITS Director; Adriel Shea, Public Health; Deb Thomas, Director of Children with Special Care Needs; Shelley Comisi, Administrative Assistant and Karan Palazzo, LGU Administrative Assistant

Excused: Brenda Grinnell Crosby, Public Health Administrator; David Evelyn, MD; and Ravinder Kingra

Guests: Frank Towner, YMCA of Ithaca

Call to Order: Dr. Moylan called the regular meeting of the Board of Health (BOH) to order at 12:00 p.m.

Privilege of the Floor: YMCA: Frank Towner, CEO of the YMCA of Ithaca, Tompkins County, thanked the Board for the opportunity to present. He addressed the Board members that the YMCA has been struggling since closing from March 15th to August 31st. Membership is down from 3,540 to 1618. The staff has been reduced from 137 to 27, and they cannot provide the programs to generate income with the significantly reduced patronage for programming to be sustainable. Mr. Towner requested fee waivers for the three pools based on current financial challenges and the limited use of the pools.

Board member Ms. Black asked what the fees are. Mr. Towner said about \$375 per pool. Dr. Moylan referred to the packet, which said the fees are \$670.

Approval of October 27, 2020 Minutes: Ms. Merkel moved to approve the minutes of the October 27, 2020 meeting as written, seconded by Ms. Black. The vote to approve the minutes as written was unanimous; motion carried.

Financial Summary: Mr. Kruppa reported that Ms. Karen Johnson is doing year-end work in Ms. Grinnell Crosby's absence. Although this is an unpredictable year with all the unplanned events and unavailable services, the staff keeps track, and county administrators are aware of the situation as they work directly with them for any of our resource needs. The financial summary will be provided in a follow email to members

Administration Report: Mr. Kruppa introduced the new Director of Community Health, Claire Espey, who started on November 30th and came with extensive international public health experience. Ms. Espey introduced herself and shared that her experience aligns with

DRAFT

the public, maternal child, and community health and has lived through two multi-layered pandemics. She is excited to learn more and is impressed with the systems already in place for the COVID contact tracing and case investigations. She looks forward to supporting and improving the department's team and looks ahead to the vaccine rollout. Everyone welcomed Ms. Espey, as they look forward to working with her.

Mr. Kruppa announced this is Dr. Morgan's last meeting after many years on the Board. Mr. Kruppa and the Board members gave gracious accolades, applause, warm wishes and thanked for her years of service. A certificate of appreciation will be delivered to her.

COVID Updates: Mr. Kruppa reported a record day of 61 cases, and all were called and put into isolation by the amazing nurses and a cadre of helpers from many county departments. More help is on the way for contact tracing. He noted that this is the impact of Thanksgiving of the small gatherings within homes as entire families test positive. All counties in this region hit record numbers as things are heading in the wrong direction. Public information and a press release were put out yesterday. Another town hall is scheduled for tomorrow to get the message out as the holiday approach for people to limit gatherings.

Vaccines: Mr. Kruppa reported that the state said we could see vaccinations starting December 15 with the priority population being healthcare workers and long-term care facilities. Since partnering with CMC, TCHD is prepared to support vaccinating their people and other healthcare workers in the community at large. The federal government contracted with private pharmacies to help with long term care facilities. Mr. Kruppa said that long term care facilities have already been contacted by their pharmacy vendors about coming in and giving vaccines to their staff and residents.

"Plans continue with Cayuga Health Systems about broader vaccinations and we do have our medical counter-measures plans that will be activated as we learn more information about the vaccine. The vaccines will require two doses; you're not considered fully vaccinated until you have the second dose, which comes 21 days after the first dose. Much work must be done getting the messaging out", said Mr. Kruppa.

Question from Ms. Merkel on understanding what triggers the next steps as the state only seems to be looking as hospitalizations and not the number of cases. Mr. Kruppa said he believes the hospitalizations were added to what they are looking at and gave an outline to address what the criteria would be for going immediately to red and shut down with the cases rising.

Health Promotion Program Report: Ms. Hillson thanked retiring staff member and Community Health Nurse, Susan Dunlop for all hard work and years of service. Ms. Hillson reported COVID continues to take much of her time, but they have recently revisited the Community Health Improvement Plan. They are piloting the process to review the interventions that were submitted last December. She said, "partners in the community are working with us on the steering committee and helping to pilot the process we want to go through to look at how COVID has impacted these interventions and understand the existing structural barriers that affect those programs or services being implemented". Ms.

DRAFT

Hillson said she is excited about the help from community partners who can move it forward and acknowledged Dr. Moylan's serving on the steering committee.

Medical Director's Report: Dr. Klepack discussed a correction in his report:

- Cornell's number of students on-campus students is 269 and off-campus is 7,826. Cornell continues to do their daily monitoring and their ongoing twice weekly surveillance testing on undergraduates.

Dr. Klepack referred to his report to answer any questions.

Dr. Moylan wanted to confirm that people who have already tested positive within 90 days are not held to the requirements of the New York State travel advisory. Dr. Klepack confirmed Dr. Moylan's interpretation. Dr. Moylan asked if they need to fill out the traveler's health form? Mr. Kruppa responded that there is no need to get retested, but they should fill out the form and acknowledge that they previously tested positive as New York State is monitoring the travel. Dr. Klepack noted that this exception for traveling can be confusing and in quarantining there is no way to test out of the 14 days.

Question from Dr. Koppel regarding what to do with a group of people who have had the illness, tested positive, and become sick again within the 90-day timeframe. What does one do about testing? Dr. Klepack responded that it is currently a topic for K-12 public schools. It is rare but possible to be re-infected within the 90 days of initially testing positive. Dr. Klepack spoke on a documented case with samples from the first test and had the samples from a subsequent test and genetically profiled both of those samples and identified that they were different. They found a spontaneous mutation that goes on with the genome for this COVID virus and it was found that they were different, but still COVID.

In conclusion, he said, use clinical judgment, and make a positive diagnosis. If unable to make a positive diagnosis and think it is still a COVID re-infection, he advises an infection disease consult. Dr. Klepack will email more information to Dr. Koppel.

Division for Community Health Report: Ms. Espey was introduced to the Board members as it was her first meeting since starting on November 30th, 2021 and had nothing to report. She is excited to learn more about the Board of Health's processes and systems and looks forward to working together with the Board and the Health Department.

Children with Special Care Needs Report: Ms. Thomas reported that they continue to support staff and nursing with COVID work. She referred to her report with nothing more to add.

County Attorney's Report: Mr. Wood had nothing to report but works with Mr. Kruppa and TCHD to increase the number of contact tracers.

Environmental Health Report:

Ms. Cameron had nothing to add to her report but had a question for Mr. Kruppa on New York State's position to tell people not to get tested if they tested positive within 90 days or is it a local interpretation. Mr. Kruppa responded that New York State has been silent on this issue but encourages people to complete the travel form and consult with New York State if they have any questions.

Community Mental Health Services Board (CSB) Report: Mr. Kruppa reported that the strategic plan was discussed, and several personnel issues were addressed in executive session at last night's meeting.

Recommendation to the Board: Ms. Black reported that of the five applicants, three applicants were selected for interviews for the vacant BOH seat. The interviewing committee consisting of Dr. Dhundale, Dr. Moylan and herself conducted only two interviews as one of the applicants decided she could not commit at this time. Both applicants came from very different backgrounds and were very good candidates. The first applicant was employed at Planned Parenthood, heavily involved in the community, a recent local college graduate and going to graduate school. The second applicant is a nurse practitioner at Reach Medical Center with an impressive and wide array of experience in the community. With her experience working at the local hospital, nursing homes and knowing many of the players, and the belief that Ithaca is her long-term residence, Samara Touchton was the recommendation to the Board.

Strategic Planning Update: Dr. Moylan referred to the strategic plan overview draft and the planning and staff development update from an email to board members on December 3rd. Dr. Moylan reminded the board that this is an integration of the Public and Mental Health Departments into one which has been delayed since COVID. In this integration process are two parts: a staff based committee including representation from both departments and a board-level committee including representatives from both departments who work on the details of what we think it should look like. The last few meetings discussed three main items: mission and vision, the most significant pieces; intent to further define the mission and vision; and value-based culture, thinking about what we mean when we talk about our values based-culture. Ms. Merkel added that this is still a work in progress. Ms. Hillson added that different committees are working on fleshing out these priorities more and there may be another version. Dr. Moylan said they brought this draft to the board to let them see the progress.

The planning and staff development update document summarizes where they started, where they are now and what is about to happen in the next year. With the advisory and planning committee meetings coming up, there will more feedback and additional information to provide to the Board.

Dr. Moylan asked the board members to review the strategic plan overview, and if there are any comments, questions, or concerns, please speak up, as this will be the framework that is laying the groundwork for how the two departments will function in the future. She welcomed emails to herself and Ms. Hillson.

YMCA Request to Waive Swimming Pool Permit Application Fees, Graham Road, V- Lansing: Ms. Merkel moved to accept the request for the waiver as written; seconded by Dr. Morgan.

A lengthy discussion of the request to waive fees:

Ms. Black asked if other pools, who are also having a hard time, could be notified of the option to have fees waived. Ms. Cameron said many swimming permits have already been submitted but will provide information on the other pools at the next meeting. She noted that the YMCA was the only one that requested a waiver. Ms. Black asked if all pool operators know of the option to waive fees. Ms. Cameron said we do not advertise the process.

Dr. Koppel asked, “Is this something done for nonprofit organizations or are we making any specific value judgment based on this decision across the board?” Ms. Cameron said that the EH division is presenting this as a facility-specific request.

Dr. Moylan said the question is, if we grant this request and other requests come in, are there guidelines that we would use to draw lines around what we would grant and not grant or is it that anybody who asks for a waiver of permit fees related to pools will be granted one.

Dr. Koppel added his concern to Dr. Moylan’s question.

Ms. Merkel added it is not an easy balance in this environment.

Dr. Moylan asked what the impact is if the fees are waived. Ms. Cameron said that the fees support EH actions, which include the permit review, administration process and any outreach done responding to complaints and conducting the required inspections. She said in general fees cover 20% of our costs for public water supplies, sewage systems, restaurants, hotels and permitted facilities. She is not sure of the specific percentage for pools.

Dr. Moylan said, in essence, the fees offset costs related to the work in the health department's business for inspections, approvals and paperwork, etc. Ms. Cameron confirmed and said there is not a profit made from the fees. Mr. Kruppa suggested addressing requests on a case-by-case basis.

Ms. Merkel asked why fees are requested for the small pool when it is not functioning. Ms. Cameron said that if they want to open it later, they must pay for it now. Ms. Merkel asked are fees on a calendar year. Ms. Cameron said that the permit is valid for a year and pool fees are due now. Ms. Merkel suggested to waive the main pool fee and deal with the small pool later. Ms. Cameron said that a review process would have to be done, which would complicate things administratively.

The vote to approve the waiver was unanimous.

Revised Resolution #EH-ENF-20-0016 – TOSA Apartment, T-Dryden, Violations of BOH Orders #EH-ENF-20-0016 and Subpart 5-1 of New York State Sanitary Code: Dr. Koppel moved to accept the resolution as written; seconded by Dr. Morgan.

Ms. Cameron gave a summary that this is a small apartment complex regulated as a public water supply. They were put on a Water Boil Order and BOH orders on or about June for water outages and inadequate water supply. TOSA Apartments submitted an engineering report documenting that the changes to the well improved the yield. However,

DRAFT

they have failed to submit bacteriological samples required after a Boil Water Order to release it. Ms. Cameron said this resolution acknowledges their progress of the engineering report and proposed to reduce their fine. EH proposes TOSA Apartments pay a \$1000 penalty if they meet the other requirements and conditions including submitting missing and monthly operating reports, submitting samples to release their boil water order, and providing a contact. Ms. Cameron said there will be follow-ups. Dr. Morgan asked if the fees will go back to \$3,000 if they don't comply within the next week. Ms. Cameron confirmed, and contact will be made verbally and in writing of the requirements.

The vote to approve the resolution as written was unanimous.

Dr. Moylan asked the board members to make sure they had the 2021 Board meeting dates and block them on their calendar.

Mr. Kruppa announced that Dr. Evelyn accepted the nomination. He gave recognition of Ms. Shelley Comisi who is retiring at the end of the month. She has been with the county for many years and served as the BOH secretary for quite a few years. Mr. Kruppa complimented and thanked her for support and scheduling savviness. The board members congratulated and wished her well. Ms. Comisi thanked everyone as they made her job easy with their help and support.

The next meeting is Tuesday, January 26th, 2021 @ Noon.

Adjournment: Ms. Merkel moved to adjourn the meeting, seconded by Dr. Koppel; meeting adjourned at 1:11 p.m.

Board of Health
January 26, 2021
Financial Report

December 2020 / Month 12

COVID-related budget adjustments are not reflected on the December financial report. Those budget adjustments affect functional units 4010, 4016 and 4047. On-call, overtime and holiday pay has increased spending in salary lines. Expense related to COVID testing reimbursement to Cayuga Medical Center also impacts the budget. The County is seeking FEMA reimbursement for eligible COVID-related expense. The fourth quarter State Aid claim will also include adjustments for increased costs due to the pandemic. Work continues with County Administration and County Finance to adjust the books for pandemic-related expenses.

Tompkins County Financial Report for Public Health

Percentage of Year 100.00%

	Expenditures			Revenues			Local Share		
	Budget	Paid YTD	%	Budget	YTD	%	Budget	TD	%
4010 PH ADMINISTRATION	1,549,770	2,339,278	150.94%	133,522	99,964	74.87%	1,416,248	2,239,314	158.20%
4011 EMERGING LEADERS IN PH	83,551	34,525	41.32%	83,551	40,000	47.88%		-5,475	
4012 WOMEN, INFANTS & CHILDREN	550,812	525,936	95.48%	550,812	469,055	85.16%		56,881	
4013 OCCUPATIONAL HLTH.& SFTY.	110,313	104,666	94.88%	0	0	0.00%	110,313	104,666	94.88%
4014 MEDICAL EXAMINER	0	0	0.00%	0	0	0.00%		0	
4015 VITAL RECORDS	76,626	69,825	91.13%	108,000	97,463	90.24%	-31,374	-27,638	88.09%
4016 COMMUNITY HEALTH	1,610,839	1,460,669	90.68%	371,214	184,858	49.80%	1,239,625	1,275,812	105.03%
4018 HEALTHY NEIGHBORHOOD PROG	172,368	148,707	86.27%	172,368	110,023	63.83%		38,684	
4047 PLNG. & COORD. OF C.S.N.	1,427,818	1,497,436	104.88%	383,223	320,861	83.73%	1,044,595	1,176,576	112.91%
4048 PHYS.HANDIC.CHIL.TREATMNT	8,000	0	0.00%	4,000	0	0.00%	4,000	0	
4090 ENVIRONMENTAL HEALTH	1,761,351	1,636,497	92.91%	588,490	501,202	85.17%	1,172,861	1,135,295	97.63%
4095 PUBLIC HEALTH STATE AID	0	0	0.00%	1,269,389	1,172,839	92.39%	-1,269,389	-1,172,839	92.39%
Total Non-Mandate	7,351,448	7,817,541	106.34%	3,664,569	2,996,264	81.76%	3,686,879	4,821,277	130.77%
2960 PRESCHOOL SPECIAL EDUCATI	5,868,647	3,966,470	67.59%	3,737,762	1,104,377	29.55%	2,130,885	2,862,093	134.31%
4017 MEDICAL EXAMINER PROGRAM	276,942	244,858	88.41%	0	2,916	0.00%	276,942	241,942	90.82%
4054 EARLY INTERV (BIRTH-3)	655,000	388,326	59.29%	318,500	145,514	45.69%	336,500	242,812	72.16%
Total Mandate	6,800,589	4,599,653	67.64%	4,056,262	1,252,807	30.89%	2,744,327	3,346,847	121.96%
Total Public Health	14,152,037	12,417,194	87.74%	7,720,831	4,249,071	55.03%	6,431,206	8,168,123	127.01%

BALANCES (Includes Encumbrances)

	Available Budget	Revenues Needed		Available Budget	Revenues Needed
NON-MANDATE			MANDATE		
4010 Administration	-790,628	33,558	2960 Preschool	1,902,177	2,633,385
4012 WIC	24,507	81,757	4054 Early Intervention	266,674	172,986
4013 Health & Safety	5,647	0	4017 Medical Examiner	22,495	-2,916
4014 Medical Examiner	0	0		<u>2,191,347</u>	<u>2,803,455</u>
4015 Vitals	6,801	10,537			
4016 Community Health	124,012	186,356			
4018 Healthy Neighborhood	23,661	62,345			
4047 CSCN	-72,514	62,362			
4048 PHCP	8,000	4,000			
4090 Environmental Health	115,091	87,288			
4095 State Aid	0	96,550			
	<u>-555,425</u>	<u>624,754</u>			

Total Public Health Balances	
Available Budget	Revenues Needed
<u>1,635,922</u>	<u>3,428,209</u>

HEALTH PROMOTION PROGRAM – December 2020

Samantha Hillson, Director, PIO
Ted Schiele, Planner/ Evaluator
Diana Crouch, Healthy Neighborhoods Education Coordinator

HPP staff strive to promote health equity and address underlying determinants of health, including but not limited to, health care access, health literacy, housing quality and environmental conditions, and food insecurity. We do this through education and outreach, community partnerships, home visits, public communication and marketing, and policy change.

Highlights

- COVID-19 continues to be the primary focus. The most recent County COVID-19 timeline can be found [here](#). The Health Department [homepage](#) has recent updates about COVID-19 and a table with daily data for our County.
- COVID-19 Vaccination Information can be found [here](#).
- Health Promotion staff continue to support the Emergency Operations Center (EOC) with communications and public information.

Community Outreach

We worked with these community groups, programs, and organizations during the month

Groups, Programs, Organizations	Activity/Purpose	Date
211 Tompkins/Cortland	Call Center, ongoing collaboration to field and answer COVID-19 related questions.	ongoing
Public Information Advisory Board	Advisory board for Tompkins County communications. COVID-19 input.	12/14, ongoing
Childhood Nutrition Collaborative	Collective Impact. Healthiest Cities and Counties Challenge.	12/18, ongoing
Office of Human Rights	Panel series: Confronting a Winter of Discontent	12/21
TC Mental Health	Black Lives Matter discussion group	12/7

Community Health Assessment (CHA) & Community Health Improvement Plan (CHIP)

- CHIP regroup, structure for intervention working groups (12/7), planning for Steering Committee meeting in January.
- Guest lecture at Cornell MPH, Public Health Assessment course (12/9)

Healthy Neighborhoods Program

- The HNP program continues to receive calls requesting information about indoor air quality, radon, mold and mildew, bed bug infestations, etc. However, the majority of staff time was

dedicated to assisting EH on COVID-19 inspections of gyms, fitness centers, and temporary residences, and to assisting with contact tracing efforts.

December 2020

HEALTHY NEIGHBORHOODS PROGRAM	MONTH	YTD 2020	YTD 2019	TOTAL 2019*
# of Initial Home Visits (including asthma visits)	10	215	36	408
# of Revisits	0	76	14	132
# of Asthma Homes (initial)	5	56	9	55
# of Homes Approached	0	436	57	784

- *Covers the calendar year (January - December); the HNP grant year is April-March.

Tobacco Free Tompkins

- Tobacco Free Zone of Cortland-Tompkins-Chenango Counties coordinators Zoom. (12/11)
- Status of tobacco grant budget still unknown. Tompkins coordinator time shifted to COVID.

Media, Website, Social Media

- COVID-19 press releases and website updates:
 - [COVID19 2020-12-02 Requirements and Post-Thanksgiving](#)
 - [COVID19 2020-12-07 Health Alert 61 COVID-19 Cases and Fourth Death Announced](#)
 - [COVID19 2020-12-15 Updates to the Health Department Daily COVID-19 Data Reporting](#)
 - [COVID-19 2020-12-17 Health Department Seeking Applicants for Nursing and Contact](#)
 - [COVID19 2020-12-21 Health Alert: Reporting Six Oak Hill Deaths](#)
 - [COVID19 2020-12-30 COVID-19 Vaccination](#)
 - Alerts for Potential Public Exposure: 23 incidences. Note that TCHD is no longer sending a full press release for public exposure alerts. Instead, a notice is sent to the media and posted on social media, and the information is compiled on a [dedicated public exposure web page](#).
- TCHD Press Releases:
 - [Opportunity to Serve on Mental Health Community Services Subcommittees 2020-12-07](#)
 - [Health Department Welcomes Director of Community Health and Preparedness Coordinator 2020-12-08](#)
 - [Dog Bite 2020-12-28](#)

Emerging Leaders in Public Health (ELPH) Cohort III – Kresge Foundation/Batiste Leadership

- Strategic Planning with Batiste Leadership (12/4, 12/17)
- Finalizing Mission, Intent, Values, Culture framework

Training/Professional Development

- JEDI Team (12/16)
- All staff meeting (12/18)

Medical Director's Report
Board of Health
January 2021

We had a few firsts this past week:

First time a local resident was identified with UK variant

A Person with UK travel history. Cornell sequenced the genome identifying the UK b1.1.7. Sample came from their PCR test – sequencing done because of case investigation and travel history – no contacts from this index case.

first positive case in a person who received vaccine: an individual was diagnosed late last week approximately 2-3 weeks after receiving their first dose of a vaccine (exact vaccine given yet to be determined.)

ICSD had its **first** Ag positive individual who was confirmed positive by PCR. With the positive Ag test, the person was put into isolation immediately and their classroom quarantined.

Overall trend:

Cases continue to show a mix of sources with those having a known source slightly outnumbering those who do not. We have a new cluster that has started recently linked to a church, a number of cases of spread within a family, several in Beechtree and Groton NHs and some in other facilities, some related to travel. We have had quite a few children ranging from about 4 to the teens.

The picture around us, While TC is currently at 0.27 to 0.5% incidence of positive cases by testing:

Cortland is at 5.4%

Cayuga is at 8.8%

Chemung 7.3%

Onondaga 5.4%

Schuyler 4%

Tioga 5%

While in Tompkins the denominator of this data (number of persons tested) is in the thousands, in the other counties it is in the hundreds. Yet even so our raw number of positive persons is relatively low compared to other counties (and some of our tested individuals are from other counties)

Testing

UK Variant status

- The CDC CCOVID variant page is here: <https://www.cdc.gov/coronavirus/2019-ncov/transmission/variant.html>

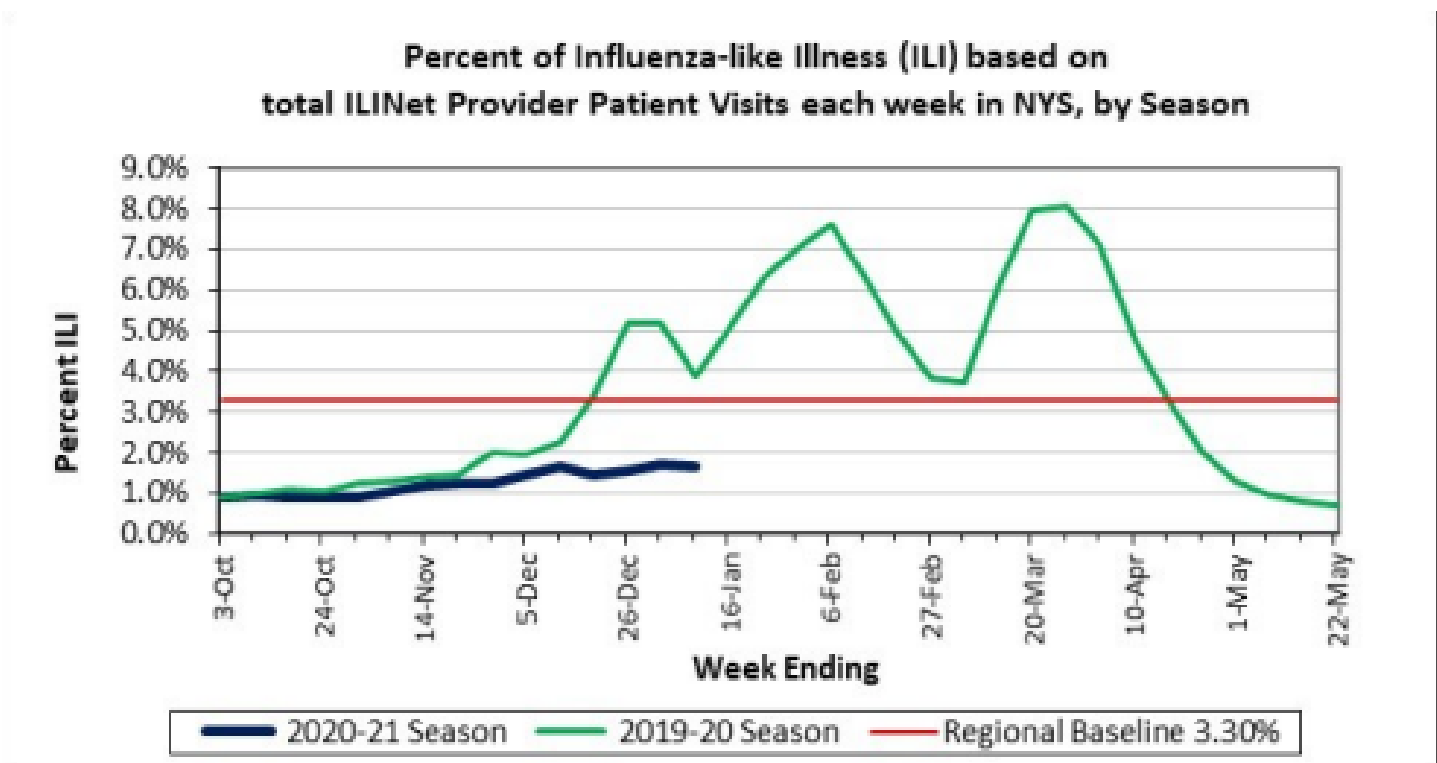
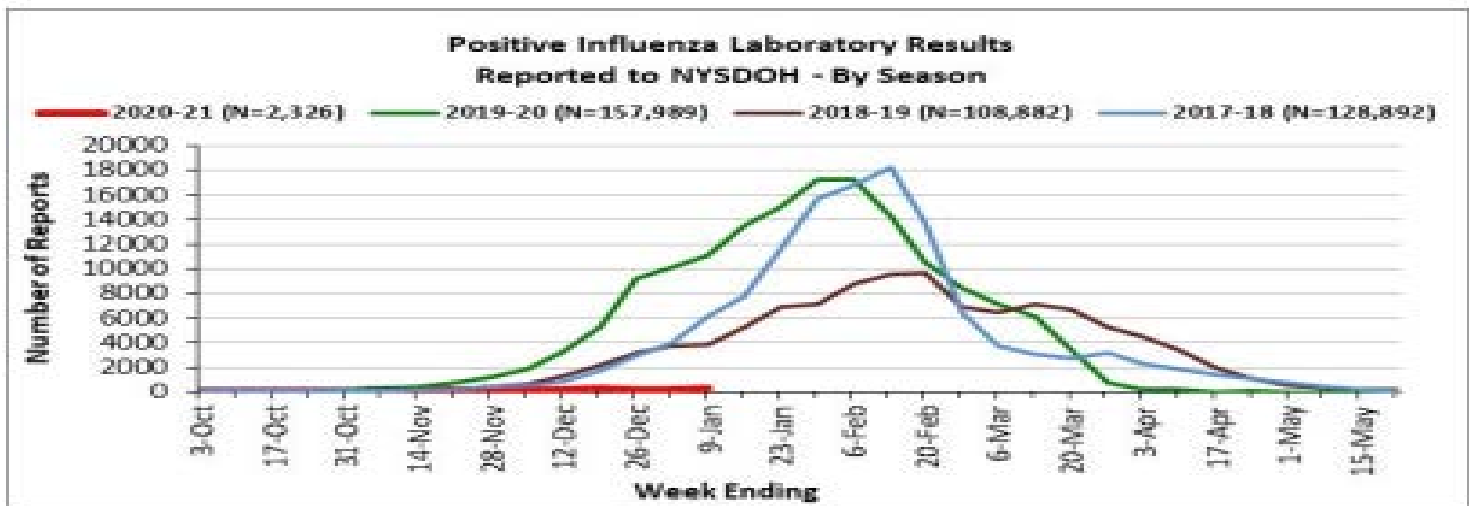
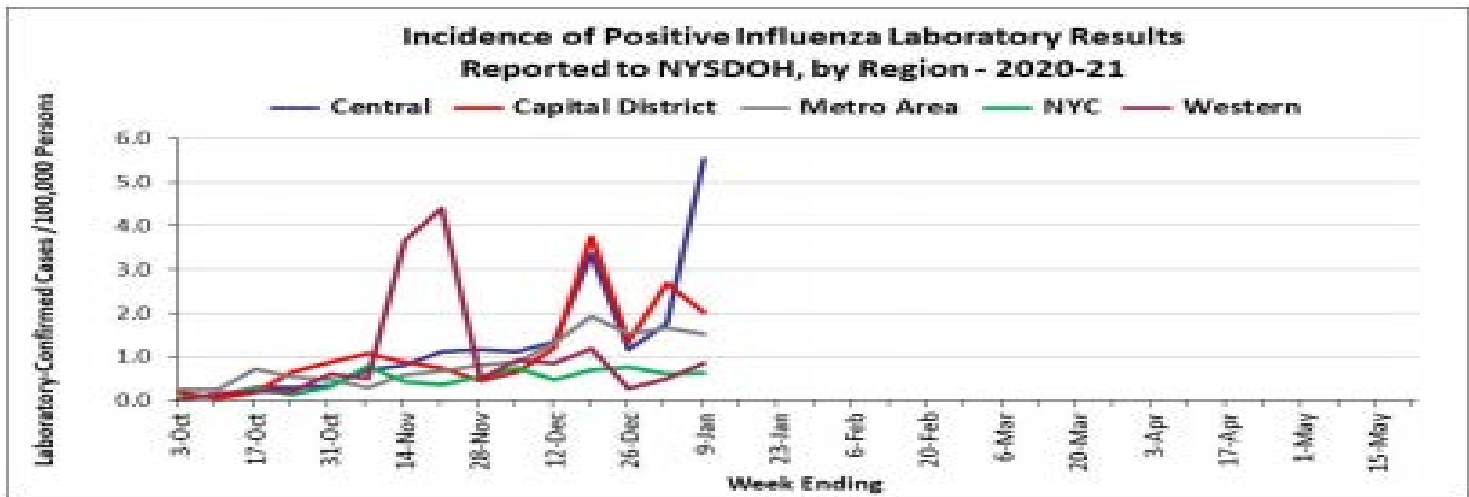
The UK variant has a higher reproduction number (R_0) With a higher R_0 unchecked spread of the variant poses the risk of overwhelming contact tracing, case investigation, hospital capacity. If unchecked economy shutdown is a risk.

- With a sluggish roll out of vaccines nationally and internationally further variants can be expected and the risk of a variant that would not only be more easily spread but also more lethal is present and one that would be more severe in children and young people and potentially not responsive to our vaccines (requiring retooling a vaccine).
- Public Health's expectation is that the UK variant which, nationally is at about 2 %, will be about 50% of so by March. Since the UK variant is not more pathogenic than the prior strains and since the only change is in the R_0 number and since it is responsive to the vaccine no changes in public health policies are believed needed (such as criteria for closing schools, businesses, quarantine and isolation and prevention measures) as long as spread can be managed.
- Mutations are being checked for by Wadsworth Lab using samples from PCR testing sent by designated labs across the state.
- The South African variant has not been detected in the US to date.

Influenza update

Part of the reason our influenza rate is low is due to the fact that in last winter in Asia the spread of influenza was checked. Thus, the number of cases coming to us at this time is reduced. This had been seen in the past. In NYS we are flu testing about on par with other years. Nationally this may not be as true since some states are testing only if COVID is suspected.

Influenza activity level was categorized as geographically regional last week. This is the third time that regional activity has been reported this season. Regional activity was last reported the week ending December 19, 2020.



Volunteering update

Cayuga Health Systems has launched an on-line registration form for persons interested in volunteering to help with vaccine site operations (including as a vaccinator or as medical support). This now is the preferred place to direct people to go to who want to help. The form collects information that is of great help in the effort.

<https://forms.gle/QZbjAKME8ETpzT49>

Persons who have an interest in volunteering should go to this site and register. TCHD has maintained a list of persons who have indicated they are willing to volunteer. We will share those names with Cayuga Health Systems. We are urging those people to also use the website to register.

In addition:

New York State is encouraging eligible New Yorkers to take the required trainings to become vaccinators and support the State's COVID-19 vaccination program.

Governor Cuomo signed an Executive Order expanding the eligible pool of trainees who can administer vaccinations at a "POD site" (flexible vaccination sites that can be set up in any community) pursuant to a non-patient specific order provided they first receive training. These include:

- Licensed practical nurses (LPNs)
- Pharmacists who are not certified to administer immunizations by SED
- Midwives who are not certified to administer immunizations by SED
- Dentists
- Dental hygienists*
- Podiatrists
- Emergency Medical Technicians
- Advanced Emergency Medical Technicians
- Students in eligible education programs (medicine, nursing, PA, pharmacy, dentistry, podiatry, and midwifery)

*Must have been issued a dental hygiene restricted local infiltration anesthesia/nitrous oxide analgesia certificate

All POD sites must have oversight from or be approved by NYSDOH or the applicable Local Health Department, and must have medical oversight by a licensed physician, licensed physician assistant (PA), or certified nurse practitioner (NP). These individuals must have a current certification in CPR.

For more information go to

<https://covid19vaccine.health.ny.gov/vaccination-training>

Vaccines

Here's a side-by-side comparison of the Pfizer and Moderna vaccines:

<https://www.statnews.com/2020/12/19/a-side-by-side-comparison-of-the-pfizer-biontech-and-moderna-vaccines/>

A testimonial From Dr Jud Kilgore, retired internist colleague.

"I got my COVID vaccine today at Sears. It was a complex task, but my daughter who had gotten her shot last week was a help, and lots of people from CMC were helpful, polite, and cheerful. The space adequate, the lines moved quickly, and everyone wore masks... The paperwork well handled, and the staffing were eager to help. There was an easy way to assure the second shot, so long as you kept the paper given you with the exact time and date. The people getting shots were numerous and orderly, and no voices raised. the amount of paperwork was understandable and not unreasonable. From what I have seen on TV about other mass site injections, we stacked up very well. I am proud of our local response."

WE continue to be blessed with the dedication of Cayuga Health Systems to address the needs of the community. Due to their efforts and willingness to take on financial risk we have had unparalleled capacity in testing and vaccine delivery. Our major challenge is being supplied with vaccine at the levels matching our capacity to vaccinate.

Here are some NYSDOH links you may not know about. This is the new questionnaire to determine your current eligibility for vaccine, and if eligible, where you can find it. Not perfect yet, but hopefully will get better with updates:

<https://am-i-eligible-qa.covid19vaccine.health.ny.gov/>

The purple "Weekly Healthcare Provider Update Compilation" button on this page is a whole bunch of links in one spot:

<https://coronavirus.health.ny.gov/information-healthcare-providers>

This provider page has some good info as well. The one that I've found helpful is the weekly guidance found when you scroll down to the "Prioritization Guidance" section:

<https://coronavirus.health.ny.gov/covid-19-vaccine-information-providers>

Here's a quick summary of what we know about the variant and its transmission. It's from a couple of weeks ago, so some of the stuff in there is a touch outdated. California now has multiple findings from multiple different areas, and NY is not reflected in there.

<https://www.nytimes.com/2020/12/31/health/coronavirus-variant-transmission.html>

In conclusion:

The pandemic is far from over. Time is still of the essence as we must stop the pandemic before a mutant arises that spreads more easily and is more dangerous. The more time that goes by without achieving control over the disease the more likely this is to happen. We are ready to stop it: we need the supplies that will enable us to do our part.

end

January 2021 BOH Report

Community Health Services

By Rachel Buckwalter, Senior Community Health Nurse

Communicable Disease:

- **COVID-19:** Throughout the month of December, COVID-19 response continued to be the primary activity involving case investigations, contact tracing, daily phone calls with cases during their isolation period, and daily call/texts of persons on mandatory quarantine. We are seeing cases from the community in multiple settings. Response activity operations continued 7 days per week utilizing staff from multiple divisions within the department and additional staff from other county departments to assist in our efforts. Multiple travel/temp nurses have been added to the Covid response team along with three part time RNs to assist with our efforts.
- **Hepatitis A:** During the month of December we had two new cases of Hepatitis A. Both reside in the homeless encampment. One case reported a history of IV drug use. The first case has been hospitalized twice due to his symptoms. We have been coordinating care with REACH Medical for the second case.

Maternal Child and SafeCare Programs:

- Community Health Nurses have not been able to provide Maternal Child and SafeCare telehealth visits during October and November due to COVID-19 response activities.

Immunization Clinics:

- On site immunization clinics continued to be suspended due to the COVID-19 response. CHS staff continue to refer children needing VFC vaccinations to family physicians and pediatricians in Tompkins County who have agreed to provide vaccinations to children who would typically have been seen in our clinics.
- We have provided staff to assist with NYSIIS entry for Covid-19 vaccine clinics in partnership with Cayuga Health Systems.
- We are experiencing very high call volumes due to public interest in receiving the Covid vaccine. Many people are having difficulty registering online for an appointment to get vaccinated. We are working with Cayuga Health Systems and NYSDOH to make this process as easy as possible for our community members.

Lead Poisoning Prevention- (16 total cases, 1 new in December)

- Lead nurse Gail Birnbaum is providing care coordination to 16 children with elevated Blood Lead Levels (BLL's); this includes one new case in December. The new case is a 1 year old who had a BLL of 8.5 mcg/dL on 11/30/2020. Redraw will be in 3 months. Lead nurse followed up with a phone call to the family and EH completed a home visit with EcoSpect to determine sources of lead in the home.
- **Tuberculosis-**
No active TB cases currently. One case was discharged at the end of September.

N.Y.S. Department of Health
 Division of Epidemiology
 Communicable Disease Monthly Report*, DATE: 04JAN21
 Rates are defined as: Cases/100,000 population/Month

County=TOMPKINS Month=December

Disease	2020		2019		2018		2017		Ave (2017-2019)	
	Freq	Rate	Freq	Rate	Freq	Rate	Freq	Rate	Freq	Rate
ANAPLASMOSIS**	0	0.0	3	35.0	0	0.0	0	0.0	1	11.7
BABESIOSIS**	0	0.0	0	0.0	1	11.7	0	0.0	0	0.0
CAMPYLOBACTERIOSIS**	1	11.7	1	11.7	2	23.3	1	11.7	1	11.7
COVID-19	711	8300.2	0	0.0	0	0.0	0	0.0	0	0.0
CRYPTOSPORIDIOSIS**	0	0.0	0	0.0	3	35.0	2	23.3	2	23.3
ECOLI SHIGA TOXIN**	0	0.0	1	11.7	0	0.0	0	0.0	0	0.0
GIARDIASIS	1	11.7	1	11.7	2	23.3	2	23.3	2	23.3
HAEMOPHILUS INFLUENZAE, NOT TYPE B	0	0.0	1	11.7	0	0.0	0	0.0	0	0.0
HEPATITIS A	2	23.3	0	0.0	0	0.0	0	0.0	0	0.0
HEPATITIS B,CHRONIC**	0	0.0	1	11.7	2	23.3	1	11.7	1	11.7
HEPATITIS C,ACUTE**	0	0.0	2	23.3	2	23.3	1	11.7	2	23.3
HEPATITIS C,CHRONIC**	0	0.0	3	35.0	6	70.0	10	116.7	6	70.0
INFLUENZA A, LAB CONFIRMED	0	0.0	26	303.5	9	105.1	96	1120.7	44	513.7
INFLUENZA B, LAB CONFIRMED	0	0.0	32	373.6	6	70.0	15	175.1	18	210.1
LEGIONELLOSIS	0	0.0	0	0.0	1	11.7	0	0.0	0	0.0
LYME DISEASE** ****	0	0.0	3	35.0	7	81.7	3	35.0	4	46.7
MENINGITIS, ASEPTIC	0	0.0	0	0.0	1	11.7	0	0.0	0	0.0
PERTUSSIS**	0	0.0	0	0.0	1	11.7	3	35.0	1	11.7
SALMONELLOSIS**	1	11.7	0	0.0	1	11.7	0	0.0	0	0.0
SHIGELLOSIS**	0	0.0	0	0.0	0	0.0	1	11.7	0	0.0

Disease	2020		2019		2018		2017		Ave (2017-2019)	
	Freq	Rate	Freq	Rate	Freq	Rate	Freq	Rate	Freq	Rate
STREP,GROUP A INVASIVE	0	0.0	1	11.7	1	11.7	1	11.7	1	11.7
STREP,GROUP B INVASIVE	0	0.0	0	0.0	1	11.7	3	35.0	1	11.7
STREP PNEUMONIAE,INVASIVE**	0	0.0	0	0.0	1	11.7	1	11.7	1	11.7
SYPHILIS TOTAL.....	2	23.3	1	11.7	2	23.3	2	23.3	2	23.3
- P&S SYPHILIS	1	11.7	0	0.0	0	0.0	0	0.0	0	0.0
- EARLY LATENT	0	0.0	0	0.0	2	23.3	2	23.3	1	11.7
- LATE LATENT	1	11.7	1	11.7	0	0.0	0	0.0	0	0.0
GONORRHEA TOTAL.....	9	105.1	14	163.4	7	81.7	7	81.7	9	105.1
- GONORRHEA	9	105.1	13	151.8	7	81.7	7	81.7	9	105.1
- P.I.D.	0	0.0	1	11.7	0	0.0	0	0.0	0	0.0
CHLAMYDIA	30	350.2	47	548.7	50	583.7	29	338.5	42	490.3
CHLAMYDIA PID	0	0.0	2	23.3	0	0.0	0	0.0	1	11.7

*Based on month case created, or December for cases created in Jan/Feb of following year

**Confirmed and Probable cases counted

***Not official number

**** In 2017, 27 counties investigated a sample of positive laboratory results; in 2018, 30 counties sampled; in 2019, 33 counties sampled; in 2020, 36 counties sampled.

N.Y.S. Department of Health
 Division of Epidemiology
 Communicable Disease Monthly Report*, DATE: 04JAN21
 Through December
 Rates are defined as: Cases/100,000 population/Month

County=TOMPKINS

Disease	2020		2019		2018		2017		Ave (2017-2019)	
	Freq	Rate	Freq	Rate	Freq	Rate	Freq	Rate	Freq	Rate
AMEBIASIS	0	0.0	0	0.0	0	0.0	2	1.9	1	1.0
ANAPLASMOSIS**	25	24.3	11	10.7	6	5.8	5	4.9	7	6.8
BABESIOSIS**	8	7.8	3	2.9	2	1.9	1	1.0	2	1.9
CAMPYLOBACTERIOSIS**	17	16.5	27	26.3	26	25.3	24	23.3	26	25.3
CHIKUNGUNYA**	0	0.0	1	1.0	0	0.0	0	0.0	0	0.0
COVID-19	2013	1958.3	0	0.0	0	0.0	0	0.0	0	0.0
CRYPTOSPORIDIOSIS**	14	13.6	11	10.7	18	17.5	19	18.5	16	15.6
DENGUE FEVER**	0	0.0	0	0.0	0	0.0	1	1.0	0	0.0
ECOLI SHIGA TOXIN**	5	4.9	4	3.9	4	3.9	5	4.9	4	3.9
EHRlichiosis (CHAFEENSIS)**	1	1.0	1	1.0	0	0.0	2	1.9	1	1.0
EHRlichiosis (UNDETERMINED)**	0	0.0	1	1.0	0	0.0	0	0.0	0	0.0
ENCEPHALITIS, OTHER	0	0.0	1	1.0	3	2.9	3	2.9	2	1.9
ENCEPHALITIS, POST	0	0.0	0	0.0	1	1.0	1	1.0	1	1.0
GIARDIASIS	7	6.8	26	25.3	27	26.3	11	10.7	21	20.4
HAEMOPHILUS INFLUENZAE, NOT TYPE B	2	1.9	4	3.9	3	2.9	0	0.0	2	1.9
HEPATITIS A	12	11.7	0	0.0	0	0.0	0	0.0	0	0.0
HEPATITIS B,CHRONIC**	6	5.8	7	6.8	13	12.6	24	23.3	15	14.6
HEPATITIS B,INFANT PERINATAL	1	1.0	0	0.0	0	0.0	0	0.0	0	0.0
HEPATITIS C,ACUTE**	4	3.9	6	5.8	6	5.8	5	4.9	6	5.8
HEPATITIS C,CHRONIC**	32	31.1	40	38.9	69	67.1	69	67.1	59	57.4

	2020		2019		2018		2017		Ave (2017-2019)	
Disease	Freq	Rate	Freq	Rate	Freq	Rate	Freq	Rate	Freq	Rate
INFLUENZA A, LAB CONFIRMED	526	511.7	772	751.0	474	461.1	498	484.5	581	565.2
INFLUENZA B, LAB CONFIRMED	738	717.9	62	60.3	567	551.6	163	158.6	264	256.8
INFLUENZA UNSPECIFIED, LAB CONFIRMED	0	0.0	1	1.0	0	0.0	2	1.9	1	1.0
LEGIONELLOSIS	0	0.0	3	2.9	2	1.9	3	2.9	3	2.9
LISTERIOSIS	0	0.0	0	0.0	1	1.0	0	0.0	0	0.0
LYME DISEASE** ****	41	39.9	55	53.5	58	56.4	72	70.0	62	60.3
MALARIA	2	1.9	0	0.0	0	0.0	1	1.0	0	0.0
MENINGITIS, ASEPTIC	0	0.0	1	1.0	4	3.9	3	2.9	3	2.9
MUMPS**	0	0.0	1	1.0	3	2.9	0	0.0	1	1.0
PERTUSSIS**	1	1.0	6	5.8	14	13.6	20	19.5	13	12.6
ROCKY MTN SPOT FEVER**	0	0.0	0	0.0	0	0.0	1	1.0	0	0.0
SALMONELLOSIS**	8	7.8	7	6.8	22	21.4	8	7.8	12	11.7
S.PARATYPHI	0	0.0	0	0.0	1	1.0	0	0.0	0	0.0
SHIGELLOSIS**	0	0.0	0	0.0	2	1.9	1	1.0	1	1.0
STREP,GROUP A INVASIVE	2	1.9	5	4.9	5	4.9	3	2.9	4	3.9
STREP,GROUP B INVASIVE	2	1.9	9	8.8	7	6.8	7	6.8	8	7.8
STREP,GROUP B INV,EARLY/LATE ONSET	1	1.0	0	0.0	1	1.0	0	0.0	0	0.0
STREP PNEUMONIAE,INVASIVE**	5	4.9	4	3.9	9	8.8	7	6.8	7	6.8
TUBERCULOSIS***	2	1.9	3	2.9	4	3.9	3	2.9	3	2.9
TYPHOID FEVER	0	0.0	0	0.0	1	1.0	0	0.0	0	0.0
YERSINIOSIS**	0	0.0	2	1.9	1	1.0	0	0.0	1	1.0
ZIKA VIRUS (SYMPTOMATIC)**	0	0.0	0	0.0	0	0.0	3	2.9	1	1.0
SYPHILIS TOTAL.....	21	20.4	22	21.4	15	14.6	15	14.6	17	16.5
- P&S SYPHILIS	8	7.8	8	7.8	4	3.9	5	4.9	6	5.8

	2020		2019		2018		2017		Ave (2017-2019)	
Disease	Freq	Rate	Freq	Rate	Freq	Rate	Freq	Rate	Freq	Rate
- EARLY LATENT	9	8.8	9	8.8	7	6.8	6	5.8	7	6.8
- LATE LATENT	4	3.9	5	4.9	4	3.9	4	3.9	4	3.9
GONORRHEA TOTAL.....	93	90.5	118	114.8	112	109.0	87	84.6	106	103.1
- GONORRHEA	92	89.5	117	113.8	111	108.0	87	84.6	105	102.1
- P.I.D.	0	0.0	1	1.0	0	0.0	0	0.0	0	0.0
- GONORRHEA,DISSEMINATED	1	1.0	0	0.0	1	1.0	0	0.0	0	0.0
CHLAMYDIA	375	364.8	513	499.1	460	447.5	422	410.5	465	452.4
CHLAMYDIA PID	0	0.0	2	1.9	1	1.0	1	1.0	1	1.0
OTHER VD	0	0.0	1	1.0	0	0.0	0	0.0	0	0.0

*Based on month case created, or December for cases created in Jan/Feb of following year

**Confirmed and Probable cases counted; Campylobacter confirmed and suspect

***Not official number

**** In 2017, 27 counties investigated a sample of positive laboratory results; in 2018, 30 counties sampled; in 2019, 33 counties sampled; in 2020, 36 counties sampled.

Children with Special Care Needs Division — (607) 274-6644

Children with Special Care Needs Highlights November 2020

Staff Activities

General overview of program work

- All CSCN staff participated in morning COVID 19 work. Two support staff removed from COVID 19 work at this time.
- All CSCN nurses and 2 full time support staff continue daily COVID 19 meeting, some COVID work assigned during the week, still covering weekends as assigned. CSCN Director included in this work.
- CSCN staff meeting cancelled due to COVID work

Staff Training

- Cindy LaLonde completed Sexual Harassment Training

Division Managers

- Deb Thomas and Barb Wright held Interviews for Senior Account Clerk Typist for Preschool billing 11/9/20, 11/12/20

Deb Thomas:

- Senior Leadership Meetings-Debrief meetings every Thursday to review current COVID 19 work and Program work.
- Attended COVID morning meetings with staff
- Early Childhood Development Collaborative 11/2/20
- Interview with CHS managers for Senior Community Health Nurse position 11/10/20
- Met with Racker Center Clinic Director for review of COVID 19 School Tool Kit guidance 11/10/20
- Meeting with software company on the parent portal 11/13/20
- Meeting with Frank Kruppa, CHS managers and Cornell on COVID collaboration work 11/16/20
- Meeting with Frank Kruppa, CHS managers and Caryn Bullis on Sr Community Health Nurse position 11/18/20
- Meeting with the S2AY Network on policy work 11/24/20
- CPSE Chairs meeting 11/20/20

**Daily COVID work continues with the CSCN nurses, CSCN Director and 2 support staff.

Children with Special Care Needs Division — (607) 274-6644

Children with Special Care Needs Highlights
December 2020

Staff Activities

General overview of program work

- All CSCN staff participated in morning COVID 19 work. Two support staff removed from COVID 19 work at this time.
- All CSCN nurses and 1 full time support staff continue daily COVID 19 meeting, some COVID work assigned during the week, still covering weekends as assigned. CSCN Director included in this work.
- CSCN staff meeting 12/21/20
- All Staff meeting PH/MH 12/18/20

Meeting/Committees

- Margo Polikoff attended NYSDOH CYSHCN Web Meeting with Regional Support Ctr on 12/4/20
- Staff met with Public Health Director on 12/11/20
- Margo attended TCMH Presentation—Emergency/Crisis Response on 12/17/20
- Staff attended All Staff Meeting on 12/18/20

Staff Training

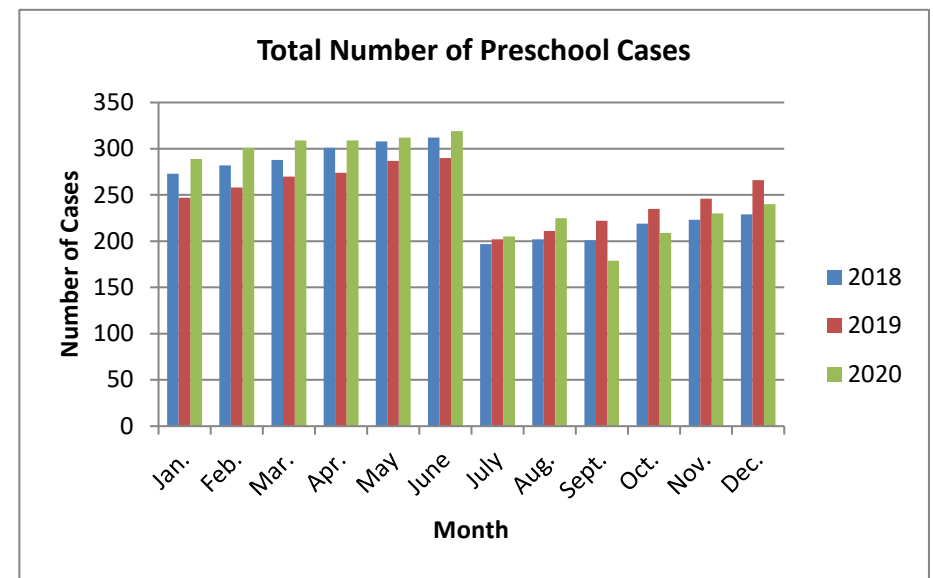
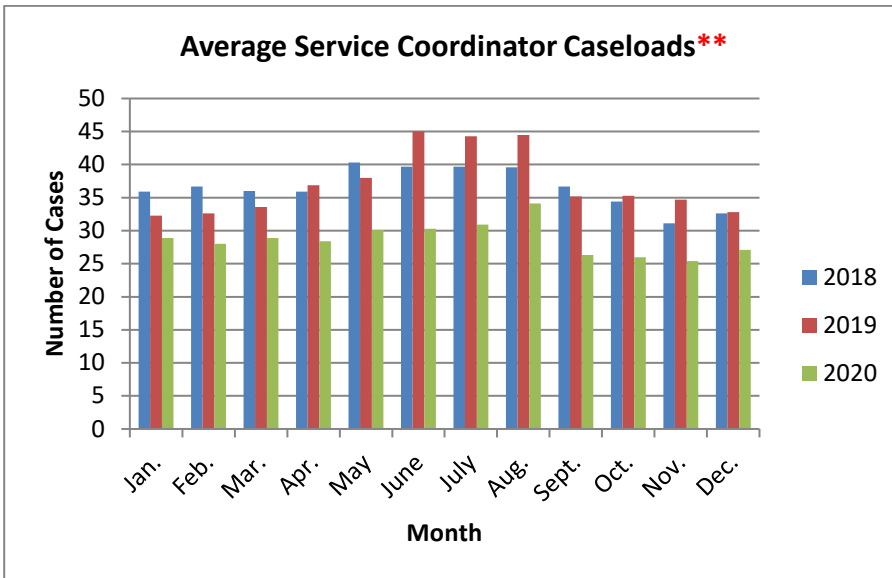
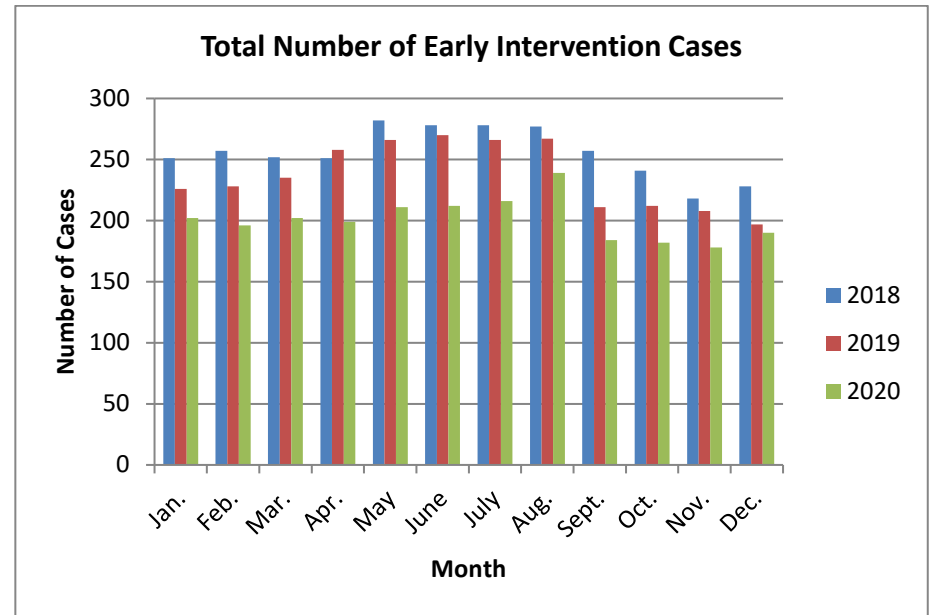
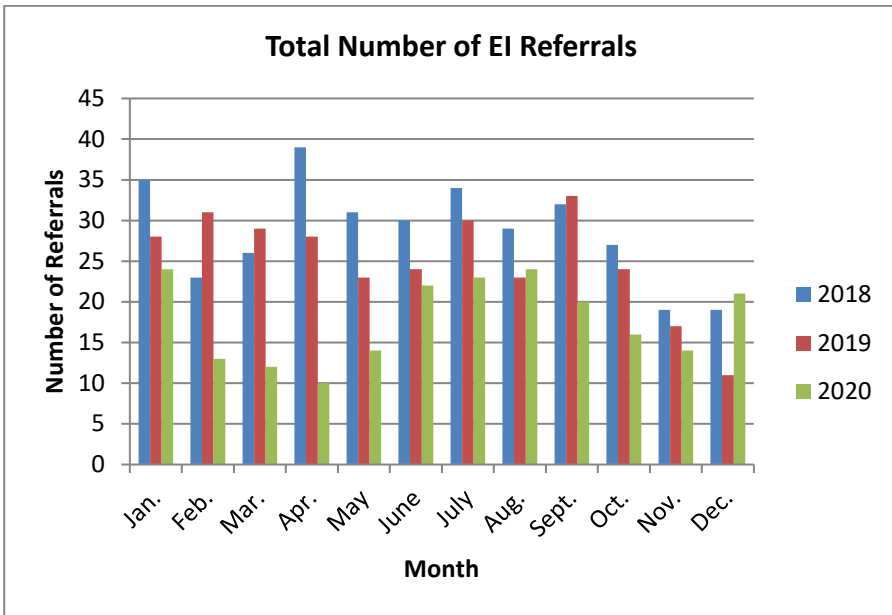
- Staff completed Annual Mandatory Trainings

Deb Thomas:

- Senior Leadership Meetings-Debrief meetings every Thursday to review current COVID 19 work and Program work.
- Attended COVID morning meetings with staff
- Meeting with PH Director for CSCN update 12/1/20
- Meeting with CHS Director 12/8/20, 12/15/20
- BOH meeting 12/8/20
- NYSDOH BEI All County Conference Call 12/10/20
- CSCN staff meeting with PH Director 12/11/20
- COVID work Phone Call Log meeting 12/11/20
- COVID manager 12/19/20 and 12/20/20
- Phone meeting with Birnie Bus regarding billing 12/29/20

**Daily COVID work continues with the CSCN nurses, CSCN Director and 1 support staff.

Statistics Based on Calendar Year



**** Average Service Coordinator Caseloads showing decrease due to increase in fully oriented Ongoing Service Coordinators, until June 2019 when we experienced staff retirement and leave.**

**Children with Special Care Needs Division
Statistical Highlights 2020**

EARLY INTERVENTION PROGRAM

Number of Program Referrals	Jan	Feb	March	April	May	June	July	Aug	Sept	Oct	Nov	Dec	2020 Totals	2019 Totals
Initial Concern/reason for referral:														
-- DSS Founded Case				1			2		1	2	1	1	8	10
-- Gestational Age													0	2
-- Gestational Age/Gross Motor													0	0
-- Global Delays									1				1	1
-- Hearing													0	2
-- Physical														
-- Feeding	1	3	1			2	1		1	1	1		11	17
-- Feeding & Gross Motor													0	4
-- Feeding & Social Emotional													0	1
-- Gross Motor	3	1	1	2	3	6	3	4	2	2	3	4	34	55
-- Gross Motor & Feeding													0	2
-- Gross Motor & Fine Motor													0	1
-- Fine Motor													0	1
-- Social Emotional	2	1								1	1		5	13
-- Social Emotional & Adaptive							1						1	0
-- Speech	13	7	8	5	7	13	11	15	12	7	8	12	118	164
-- Speech & Cognitive										1			1	0
-- Speech & Feeding										1			1	2
-- Speech & Fine Motor													0	1
-- Speech & Gross Motor	4				2	1	3	3		1		1	15	11
-- Speech & Sensory													0	0
-- Speech & Social Emotional	1			1					2				4	4
-- Speech, Feeding & Gross Motor		1					1						2	0
-- Adaptive													0	0
-- Adaptive/Sensory				1									1	1
-- Adaptive/Fine Motor													0	0
-- Qualifying Congenital / Medical Diagnosis			1	1	2		1	1	1			2	9	6
-- Other -- Birth Trauma												1	1	2
-- Maternal Drug Use								1					1	1
Total Number of Early Intervention Referrals	24	13	12	10	14	22	23	24	20	16	14	21	213	301

Caseloads														
Total # of clients qualified and receiving svcs	176	186	186	189	199	197	192	221	164	165	159	173		
Total # of clients pending intake/qualification	26	10	16	10	12	15	24	24	20	17	19	17		
Total # qualified and pending	202	196	202	199	211	212	216	239	184	182	178	190		
Average # of Cases per Service Coordinator	28.9	28.0	28.9	28.4	30.1	30.3	30.9	34.1	26.3	26.0	25.4	27.1		

**Children with Special Care Needs Division
Statistical Highlights 2020**

EARLY INTERVENTION PROGRAM

Family/Client visits	Jan	Feb	March	April	May	June	July	Aug	Sept	Oct	Nov	Dec	2020 Totals	2019 Totals
-- Intake visits	21	15	11	10	11	18	19	25	15	17	19	19		282
-- IFSP Meetings	26	33	20	28	36	27	37	26	24	21	28	21		424
-- Amendments	15	18	12	3	2	1	10	11	14	6	14	5		203
-- Core Evaluations	17	19	9	5	10	15	16	19	18	16	14	13		237
-- Supplemental Evaluations	3	6	6	2	2	3	2	0	1	0	6	1		54
-- EIOD visits	8	6	2	0	2	1	0	0	0	0	0	0		13
-- Observation Visits	43	45	26	0	4	38	26	16	19	20	17	10		518
-- CPSE meetings	6	9	0	1	3	2	4	7	10	0	4	6		78
-- Family Training/Team Meetings	0	3	1	0	0	0	0	0	0	0	0	0		16
-- Transition meetings	4	22	18	2	3	2	3	8	17	2	4	1		115
-- Other Visits	3	3	0	0	0	0	8	7	1	0	0	0		11
IFSPs and Amendments														
# of Individualized Family Service Plans Completed	26	33	16	28	36	27	37	26	24	29	28	21		418
# of Amendments to IFSPs Completed	17	19	14	7	15	21	19	14	17	9	6	7		254
Services and Evaluations Pending & Completed														
Children with Services Pending														
-- Feeding	1	3	2	2	2	2	3	0	0	0	1	1		
-- Nutrition	0	0	0	0	0	0	0	0	0	0	0	0		
-- Occupational Therapy	3	0	1	0	0	0	1	0	0	0	0	0		
-- Physical Therapy	2	3	4	0	4	4	3	4	5	8	4	0		
-- Social Work	0	0	0	0	0	0	0	0	0	0	0	0		
-- Special Education	3	3	0	1	1	2	0	0	0	0	0	0		
-- Speech Therapy	3	7	7	7	6	3	4	1	1	3	4	6		
# of Supplemental Evaluations Pending	24	23	10	25	23	22	9	3	10	7	4	10		
Type:														
-- Audiological	1	5	1	5	9	4	1	1	4	0	0	1		
-- Developmental Pediatrician	5	7	4	5	0	5	0	0	1	1	0	0		
-- Diagnostic Psychological	6	0	0	0	0	0	0	0	2	0	0	0		
-- Feeding	3	2	1	1	1	5	2	1	1	0	0	1		
-- Physical Therapy	2	1	2	1	1	1	0	0	0	1	1	0		
-- Speech	3	2	3	6	6	5	4	1	2	4	1	2		
-- Occupational Therapy	4	6	6	7	6	2	1	0	0	1	2	6		
-- Other	0	0	0	0	0	0	1	0	0	0	0	0		

**Children with Special Care Needs Division
Statistical Highlights 2020**

EARLY INTERVENTION PROGRAM

Early Intervention Discharges	Jan	Feb	March	April	May	June	July	Aug	Sept	Oct	Nov	Dec	2020 Totals	2019 Totals
-- To CPSE	5	0	0	0	2	0	1	36	4	3	1	12	64	87
-- Aged out	1	1	0	0	1	2	0	10	4	2	2	1	24	14
-- Declined	5	0	2	0	5	4	6	2	7	2	1	0	34	46
-- Skilled out	1	0	0	2	0	1	0	1	0	1	0	2	8	37
-- Moved	1	0	3	1	4	6	3	2	0	1	1	2	24	24
-- Not Eligible	4	7	6	2	4	6	5	6	4	9	7	9	69	92
-- Other	0	1	0	0	3	0	4	5	0	2	0	3	18	14
Total Number of Discharges	17	9	11	5	19	19	19	62	19	20	12	29	241	314
Child Find														
Total # of Referrals	1	0	0	1	2	1	0	0	0	0	0	1	6	4
Total # of Children in Child Find	1	1	1	2	4	4	2	2	2	2	2	2		
Total # Transferred to Early Intervention	1	0	0	0	0	0	0	0	0	0	0	0	1	0
Total # of Discharges	6	0	0	0	0	1	2	0	0	0	0	1	10	9

**Children with Special Care Needs Division
Statistical Highlights 2020**

PRESCHOOL SPECIAL EDUCATION PROGRAM

Clients Qualified and Receiving Services	Jan	Feb	March	April	May	June	July	Aug	Sept	Oct	Nov	Dec	2020 Totals	2019 Totals
Children per School District														
-- Ithaca	139	143	144	144	148	149	110	111	83	99	108	111		
-- Dryden	57	60	62	63	62	65	43	46	41	46	51	53		
-- Groton	31	32	34	33	33	34	23	23	31	32	34	37		
-- Homer	1	1	1	1	1	1	1	1	1	1	1	1		
-- Lansing	22	23	23	23	24	24	5	17	11	14	19	19		
-- Newfield	28	28	30	30	30	30	18	17	7	8	8	9		
-- Trumansburg	10	13	14	14	13	15	5	10	4	8	9	9		
-- Spencer VanEtten	0	0	0	0	0	0	0	0	1	1	0	1		
-- Newark Valley	1	1	1	1	1	1	0	0	0	0	0	0		
-- Odessa-Montour	0	0	0	0	0	0	0	0	0	0	0	0		
-- Candor	0	0	0	0	0	0	0	0	0	0	0	0		
-- Moravia	0	0	0	0	0	0	0	0	0	0	0	0		
-- Cortland	0	0	0	0	0	0	0	0	0	0	0	0		
Total # of Qualified and Receiving Services	289	301	309	309	312	319	205	225	179	209	230	240		

Services Provided	Jan	Feb	March	April	May	June	July	Aug	Sept	Oct	Nov	Dec		
Services /Authorized by Discipline														
-- Speech Therapy (individual)	175	178	189	188	188	190	96	110	107	129	160	152		
-- Speech Therapy (group)	20	20	23	21	19	18	2	3	6	7	4	4		
-- Occupational Therapy (individual)	69	77	80	78	76	77	52	58	29	39	54	51		
-- Occupational Therapy (group)	1	1	0	0	0	0	0	0	1	2	2	2		
-- Physical Therapy (individual)	29	29	34	33	34	32	25	27	16	20	24	22		
-- Physical Therapy (group)	0	0	2	2	2	2	0	0	0	0	0	0		
-- Transportation														
-- Birnie Bus	29	28	28	27	26	26	20	23	20	24	24	24		
-- Dryden Central School District	4	6	6	6	6	6	0	0	7	7	8	8		
-- Ithaca City School District	41	39	39	39	40	40	35	33	21	25	24	24		
-- Parent	14	11	11	11	11	11	2	4	5	6	8	8		
-- Service Coordination	31	32	34	34	32	33	22	22	20	22	29	29		
-- Counseling (individual)	57	54	65	63	63	68	43	47	30	36	40	27		
-- 1:1 (Tuition Program) Aide	6	7	6	6	6	6	4	6	2	0	2	2		
-- Special Education Itinerate Teacher	33	32	37	37	39	42	20	22	9	20	26	25		
-- Parent Counseling	27	29	31	31	32	39	23	26	18	24	26	27		
-- Program Aide	0	0	0	0	0	1	0	1	0	0	0	3		
-- Teaching Assistant	0	0	0	0	0	0	0	0	0	0	0	0		
-- Audiological Services	4	4	4	4	4	4	2	2	1	2	2	2		
-- Teacher of the Deaf	3	3	3	3	3	3	3	3	2	3	3	3		
-- Music Therapy	0	0	0	0	0	0	0	0	0	0	0	0		
-- Nutrition	5	5	5	5	6	8	3	4	1	5	6	5		
-- Skilled Nursing	0	0	0	0	0	0	0	0	0	0	0	0		
-- Interpreter	0	0	0	0	0	0	1	1	0	0	0	0		
Total # of children rcvg. home based related svcs.	204	218	226	227	229	236	142	160	125	145	165	183		

**Children with Special Care Needs Division
Statistical Highlights 2020**

PRESCHOOL SPECIAL EDUCATION PROGRAM

Number of Children Served Per School District Attending Tuition Based Programs	Jan	Feb	March	April	May	June	July	Aug	Sept	Oct	Nov	Dec	2020 Totals	2019 Totals
-- Ithaca	45	44	44	44	46	46	37	37	22	28	28	28		
-- Dryden	43	23	23	23	22	22	12	13	17	19	21	21		
-- Groton	8	7	7	6	6	6	6	6	9	9	9	9		
-- Lansing	3	3	3	3	3	3	3	4	1	2	2	2		
-- Newfield	4	4	4	4	4	4	4	3	3	3	3	3		
-- Trumansburg	2	2	2	2	2	2	1	2	2	3	3	3		
-- Odessa-Montour	0	0	0	0	0	0	0	0	0	0	0	0		
-- Spencer VanEtten	0	0	0	0	0	0	0	0	0	0	0	0		
-- Moravia	0	0	0	0	0	0	0	0	0	0	0	0		
-- # attending Dryden Central School	8	8	8	8	8	8	0	0	7	7	8	8		
-- # attending Franziska Racker Centers	46	44	44	43	44	44	41	44	35	40	40	40		
-- # attending Ithaca City School District	31	31	31	31	31	31	22	21	12	17	18	18		
Total # attending Special Ed Integrated Tuition Progr.	85	83	83	82	83	83	63	65	54	64	66	66		

Municipal Representation Committee on Preschool Special Education	Jan	Feb	March	April	May	June	July	Aug	Sept	Oct	Nov	Dec	2020 Totals	2019 Totals
-- Ithaca	18	15	9	26	18	5	7	11	11	13	13	16	162	198
-- Candor	0	0	0	0	0	0	0	0	0	0	0	0	0	0
-- Dryden	6	5	5	7	6	21	0	19	6	10	3	9	97	77
-- Groton	6	1	1	1	11	1	2	4	2	2	3	4	38	25
-- Homer	0	0	0	0	0	0	0	0	0	0	0	0	0	1
-- Lansing	2	0	3	0	2	0	0	0	2	0	2	3	14	18
-- Newfield	3	0	0	0	4	2	0	1	0	1	0	2	13	24
-- Trumansburg	0	1	0	1	1	3	0	1	1	0	2	0	10	14

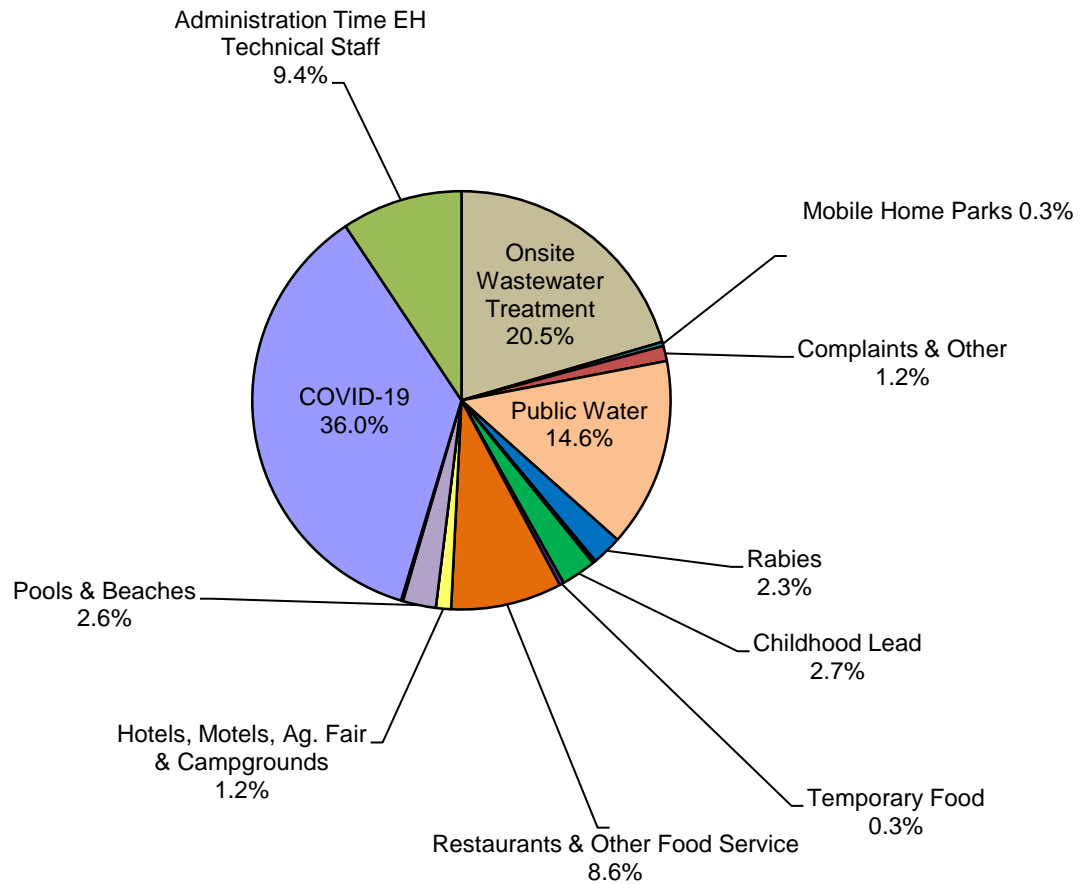
ENVIRONMENTAL HEALTH DIVISION
<http://www.tompkinscountyny.gov>

Ph: (607) 274-6688
 Fx: (607) 274-6695

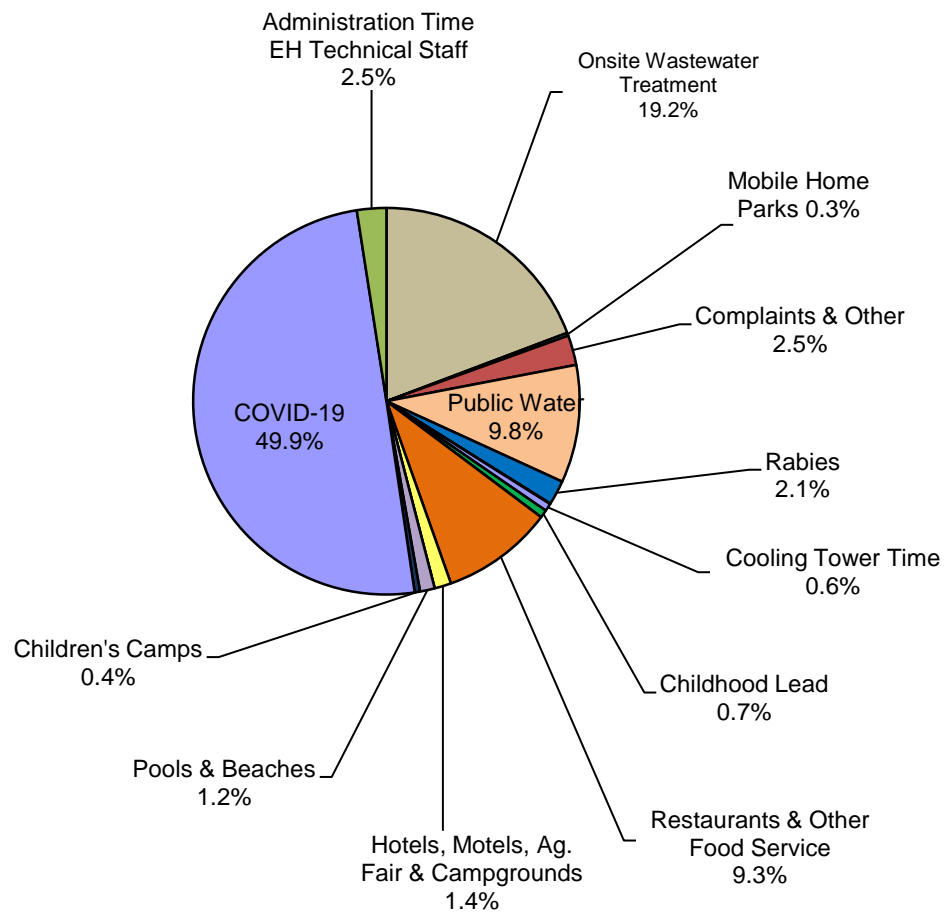
ENVIRONMENTAL HEALTH HIGHLIGHTS November/December 2020

EH Programs Overview:

Staff Time in Environmental Health Programs - November 2020



Staff Time in Environmental Health Programs - December 2020



Division of Environmental Health
Summary of Activity (2020), cont'd

ON-SITE WASTEWATER TREATMENT SYSTEMS (OWTS)														
Permits Issued	16	11	13	17	15	40	37	26	27	24	27	18	271	227
New Construction/Conversions	12	8	6	3	8	15	19	17	17	17	20	10	152	113
Replacements	4	3	7	14	7	25	18	9	10	7	7	8	119	114
Completion Certificates Issued	25	15	5	10	12	19	23	26	21	22	9	18	205	183
New Construction/Conversions	13	7	2	5	6	6	8	14	4	8	5	12	90	85
Replacements	12	8	3	5	6	13	15	12	17	14	4	6	115	98
ENGINEERING PLAN REVIEWS														
Realty Subdivisions	0	0	1	1	0	0	0	0	0	0	0	1	3	4
OWTS	1	3	0	1	2	1	5	0	0	11	2	1	27	30
Collector Sewer	0	0	0	0	0	0	0	0	0	0	0	1	1	1
Public Water Systems	0	0	0	0	0	0	0	0	0	0	2	0	2	4
Water Main Extension	0	1	0	1	1	0	0	0	0	0	2	1	6	6
Cross-Connection Control Devices	3	3	1	0	0	1	1	1	1	0	4	0	15	16
Other Water System Modification	0	1	0	0	0	0	0	0	0	1	0	0	2	4
Other Engineering Reviews	0	1	0	0	0	0	0	0	0	1	0	0	2	3
RABIES CONTROL PROGRAM														
Potential Human Exposure Investigations	23	22	25	14	41	88	61	129	36	35	23	19	516	512
Human Post-X Treatments	1	3	3	1	7	36	21	38	8	4	3	3	128	115
Animal Specimens Tested	3	6	5	3	16	31	16	82	14	7	8	8	199	201
Animals Testing Positive	1	1	1	1	1	2	1	1	0	2	0	0	11	11
Rabies Clinics Offered	1	0	0	0	0	0	0	1	1	1	0	0	4	11
Dogs Vaccinated	91	0	0	0	0	0	0	136	131	128	0	0	486	643
Cats Vaccinated	52	0	0	0	0	0	0	58	90	95	0	0	295	439
Ferrets Vaccinated	0	0	0	0	0	0	0	0	2	2	0	0	4	0
Pet Quarantine	0	1	0	0	0	0	0	1	0	0	0	0	2	3
CHILDHOOD LEAD PROGRAM														
Children with Elevated Blood Lead Levels	1	3	0	0	3	2	2	2	1	3	0	1	18	8
Sites Inspected	0	4	0	0	0	0	2	4	2	3	4	0	19	4
Abatement Completed	0	0	0	0	0	0	0	0	0	0	0	0	0	0
Lead Assessments Sent	0	0	0	0	0	0	0	4	1	0	0	0	5	2
FOIL REQUESTS														
Total Received	4	3	3	6	5	2	5	4	2	2	7	3	46	44
ADOLESCENT TOBACCO USE PREVENTION ACT (ATUPA) (61 Operations *) & CLEAN INDOOR AIR ACT (CIAA)														
ATUPA (Adult & Minor) Compliance Checks	7	10	41	0	0	0	0	3	7	4	2	4	78	112
Violations	0	0	2	0	0	0	0	0	0	0	0	0	2	1
CIAA Complaints	0	0	1	0	0	0	0	1	0	0	0	0	2	2
COMPLAINTS - Facility & General/Nuisance														
Complaint Investigations Opened	7	13	6	3	1	3	1	6	0	1	2	1	44	115
ENFORCEMENT ACTIONS														
Total Cases	5	4	0	0	4	1	0	0	0	0	0	0	14	41
Cases Related to FSE	2	3	0	0	0	0	0	0	0	0	0	0	5	28
BOH Penalties Assessed	\$5,000	\$1,900	\$0	\$0	\$1,400	\$3,000	\$0	\$0	\$0	\$0	\$0	\$0	\$11,300	\$30,100
BOH Penalties Collected	\$1,800	\$600	\$4,500	\$0	\$0	\$2,300	\$500	\$800	\$0	\$0	\$0	\$0	\$10,500	\$36,333
CUSTOMER SERVICE/SUPPORT														
Calls Received	637	544	1162	720	1161	1256	1445	1502	1297	1097	765	927	12513	n/a
Walk-In Customers	60	101	48	5	10	7	12	8	10	5	12	20	298	n/a
TCEH Emails Received	130	192	482	406	418	621	717	664	541	546	440	537	5694	n/a
Applications Processed	77	204	150	95	88	142	87	115	123	99	116	67	1363	2119
Payment Receipts Processed	40	159	137	51	95	137	66	102	119	83	126	45	1160	1526
Renewals/Billings Sent	264	41	46	157	4	0	99	41	69	118	6	16	861	825

* As of 1/1/2020

** Includes Pre-op, Inspection, Re-inspection, HAACP, Field Visits, Sanitary Surveys

Food Program Detailed Report:

The results of food service establishment inspections conducted in Tompkins County can be viewed directly on the Environmental Health website (<http://www.tompkinscountyny.gov/health/eh/food/index>). Inspections can be sorted to meet the needs of the viewer (by facility, date, etc.) by clicking on the column heading of interest. This is a valuable tool for easily providing information to the public.

The following plans were approved this period:

- Cornell University North Campus Extension, C-Ithaca

New permits were issued for the following facilities:

- Botanist Coffee House, C-Ithaca
- Dock, C-Ithaca
- Fusia Bento Bar, C-Ithaca
- Hound and Mare, C-Ithaca

Critical Violations were found at the following establishments:**Firehouse Subs, C-Ithaca**

Violation for not enforcing proper mask use among employees.

Sicilian Delight, V-Lansing

Violation for not enforcing proper mask use among employees.

McDonalds – Dryden, V-Dryden

Violation for not enforcing proper mask use among employees.

Dryden Queen Diner, V-Dryden

Potentially hazardous foods not kept at or above 140°F during hot holding. Product in hot holding observed to be at 119°F. The product was removed from service and rapidly reheated to 165°F or above before use.

Lincoln Street Diner, C-Ithaca

Potentially hazardous foods not kept at or above 140°F during hot holding. Product in hot holding observed to be at 80°F. Facility operates with a waiver to use time as a public health control but was not maintaining temperature log sheets at the time of the inspection. The product was removed from service and rapidly reheated to 165°F or above before use.

Hope's Events & Catering, V-Cayuga Heights

Violation for not enforcing proper mask use among employees.

Crossroads Bar & Grille, T-Lansing

Potentially hazardous food was not cooled by an approved method. Product in a container on the counter was observed to be at 83°F. Product was discarded during the inspection.

Hazelnut Kitchen, V-Trumansburg

Potentially hazardous food was not cooled by an approved method. Product was observed cooling in an unapproved manner at a temperature of 77°F. Product was moved to another location to be properly cooled using an approved method.

Ithaca Marriott FSE, C-Ithaca

Enough refrigerated storage equipment was not maintained so that temperatures of potentially hazardous foods were kept below 45°F during cold holding. Product in an inadequate ice bath was observed to be at 53°F. Ice bath was redone to keep product below 45°F during cold holding.

Falls Tavern, V-Trumansburg

Potentially hazardous foods not kept at or above 140°F during hot holding. Product in hot holding observed to be at 126°F. The product was removed from service and rapidly reheated to 165°F or above before use.

Boil Water Orders

Continuing:

- The BWO issued on 10/25/19 remains in effect for Hanshaw Village Mobile Home Park, T-Dryden. Engineering plans have been received and reviewed by TCHD to address treatment issues with the system. The park has been given a deadline of April 15th to complete the required modifications to the system to release the BWO. The boil water order will remain in effect until modifications have been made.
- A BWO was issued on 10/20 at Blue Waters Apartment, T-Dryden due to no chlorine residual observed by TCHD staff during an inspection. The owner has not been responsive to addressing the issue and enforcement action has been initiated.

Childhood Lead Program Detailed Report:

CHILDHOOD LEAD PROGRAM	December	YTD 2020	YTD 2019	TOTAL 2019
A: Active Cases (total referrals):				
A1: # of Children w/ BLL>19.9ug/dl	0	0	0	0
A2: # of Children w/ BLL 10-19.9ug/dl	0	3	0	5
A3: # of Children w/ BLL 5-9.9ug/dl	1	15	3	3
B: Total Environmental Inspections:				
B1: Due to A1	0	0	0	0
B2: Due to A2	0	4	0	0
B3: Due to A3	0	15	4	4
C: Hazards Found:				
C1: Due to B1	0	0	0	0
C2: Due to B2	0	4	0	0
C3: Due to B3	0	15	2	2
D: Abatements Completed:	0	0	0	0
E: Environmental Lead Assessment Sent:	0	5	2	2
F: Interim Controls Completed:	0	0	0	0
G: Complaints/Service Requests (w/o medical referral):	4	52	43	43
H: Samples Collected for Lab Analysis:				
- Paint	0	6	0	0
- Drinking Water	0	0	0	0
- Soil	0	6	1	1
- XRF	0	17	2	2
- Dust Wipes	0	17	2	2
- Other	0	0	0	0

Overview of Accela/Accela Citizen Access (ACA) Records:

In 2020, 235 permit applications (21% of the 1,119 total applications that can be received through Accela Citizen Access) and 234 payments in the amount of \$71,271 were received electronically. The table below lists records by program for the 4th quarter of 2019.

Program	Total Records Processed		Total Records Processed in ACA	
	Total 2020	Total 2019	Total 2020	Total 2019
Ag Fairground/Mass Gathering	1	2	0	0
Campground	6	13	1	0
Children's Camps	18	33	0	1
*Complaint	59	115	*	*
*Enforcement/NOV	138	139	*	*
Food Service Establishment	467	531	55	43
*Individual Water	0	25	*	*
*Information Request	136	209	*	*
Mobile Home Park	46	43	12	1
OWTS	290	278	78	9
*Other (Admin)	28	387	*	*
*Plan Review	37	45	*	*
Public Water	150	149	7	2
Swimming Pool/Beach	39	63	16	14
Temporary Food	67	471	58	445
Temporary Residence	35	37	8	8
Total	1517	2540	235	523

* Not available in ACA

Summary of Open BOH Enforcement Actions:

Date of BOH Action	Facility	Owner/ Operator	Basis for Action	Penalty Assessed	Next BOH Order Deadline	Status
12/8/20	TOSA Apartments	Tony Busse	Public Water – Violation of BOH Orders	\$1,000	Payment due 12/15/20.	Monitoring Compliance
5/26/20	Brew 22 Coffee and Espresso	Riley Brewer	Public Water – Violation of Monitoring Requirements	\$400	Payment due 7/15/20.	Late payment letter sent. Monitoring Compliance