



Profile of Town of Dryden



Prepared by Tompkins County Youth Services Department
Spring 2021

Achieving Youth Results (AYR): Tompkins County Youth Services Department worked with our community to develop goals for our county’s young people and indicators (data) to track progress toward these goals. The six goals are listed in the boxes starting on page 2. For more information on Achieving Youth Results, please visit <http://www.tompkinscountyny.gov/youth/AYR>.

Population and Demographics

Dryden Population, All Ages – 14,498 (including Villages of Dryden [pop. 2,144] and Freeville [pop. 425])
Dryden is the third largest of Tompkins County towns. Population increased 0.4% since 2010.

Median Age – 38.7 (Tompkins median age – 31.1)

Dryden Youth Population (including Villages)



Dryden’s 0-17 youth population decreased 10% since 2010. 17.5% of Tompkins youth ages 0-17 reside in Dryden. Dryden has more youth 0-17 than any other Tompkins municipality.

Dryden’s 0-20 youth population increased 4% since 2010. 11.8% of Tompkins youth ages 0-20 reside in Dryden.

25% of Dryden’s population is under age 21.

Race, All Ages

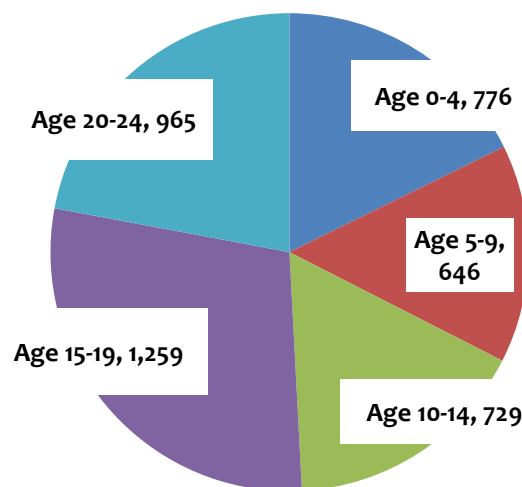
White	90.7%
Black/African American	2.3%
American Indian/Alaska Native	0.2%
Asian	2.1%
Other	1.0%
Two or more races	3.6%

Hispanic/Latino – 3.3%

Data Source: 1 (See p. 9)

T. Dryden Youth Population

0-17 - 2,667
0-20 - 3,410



Includes Villages of Dryden & Freeville

Community

AYR Goal: Our Community (Tompkins County) will provide children, youth, and families with healthy, safe, and thriving environments.

Total Number of Dryden Households – 5,936

Dryden Poverty

People of all ages below poverty level – 14.9% (Tompkins County rate – 18.9%)

People below age 18 below poverty level – 24.6% (Tompkins County rate – 13.9%)

Dryden Adults (age 25+) with high school degree or higher (2019) – 95.1%

Dryden Housing

Number of owner occupied houses: 4,045

Percent of housing units that are owner occupied – 68.1%

Median value of owner occupied houses: \$188,300

Percent of housing units (6,309) that are mobile homes: 11.8%

For rental units, median rent – \$899



Occupied Dryden Housing Units with No Vehicle Available – 398 (6.7%)

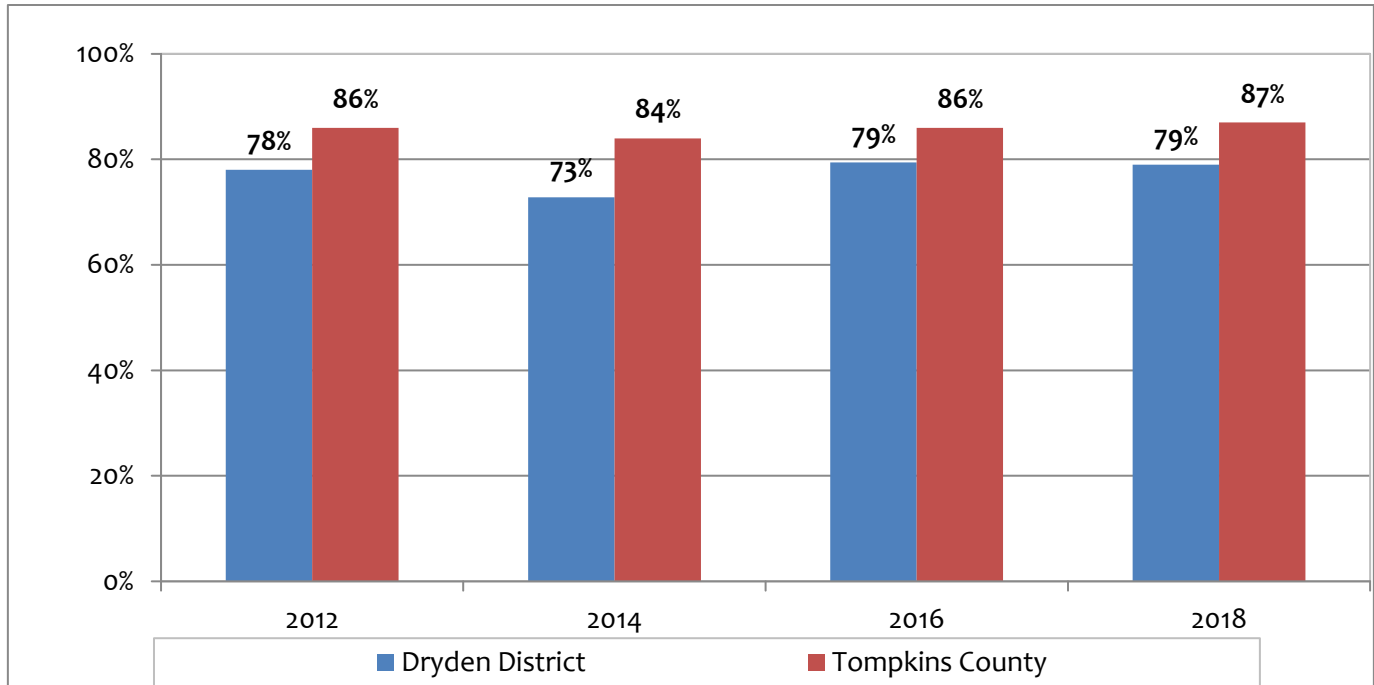
Free or Reduced Lunch Participation

	2015-16		2016-17		2017-18	
	Free	Reduced	Free	Reduced	Free	Reduced
Cassavant Elem.	59%	2%	51%	9%	44%	3%
Dryden Elem.	45%	7%	47%	5%	44%	4%
Freeville Elem.	55%	7%	47%	8%	47%	4%
Dryden M.S.	42%	8%	41%	6%	41%	3%
Dryden H.S.	34%	5%	34%	5%	30%	4%
Dryden District	42%	6%	42%	6%	39%	4%
Tompkins Co.	34%	6%	35%	5%	35%	5%

Notes: Eligibility for a family of four (July 2019) – Free lunch - \$33,475; Reduced lunch - \$47,638

This table shows participation rates and does not reflect those youth who are eligible but do not apply and do not participate.

Students Who Report Feeling Safe in Their Neighborhood



Data Sources: 1, 8, 10 (See p. 9)

Economic Security

AYR Goal: Youth will be prepared for their eventual self-sufficiency.

Dryden Unemployment Rate (2019 5 Year Average) for Population Age 16-19: 17.8%

Dryden Unemployment Rate (2019 5 Year Average) for Population Age 20-24: 4.3%

Tompkins County Unemployment Rate (2019 5 Year Average) for Population Age 16-19: 7.0%

Tompkins County Unemployment Rate (2019 5 Year Average) for Population Age 20-24: 5.1%

Dryden Labor Force Participation Rate (2019 5 Year Average): 66.5%

Ages 16-19: 37.1%

Ages 20-24: 79.2%

Tompkins County Labor Force Participation Rate (2019): 59.3%

Ages 16-19: 35%

Ages 20-24: 52.5%

Dryden Progress Toward High School Completion

Year entered 9 th grade	Progress after 4 years			Progress after 5 years		
	Graduated	Still enrolled	Dropped out	Graduated	Still enrolled	Dropped out
2014	92%	3%	4%	85%	3%	8%
2015	83%	5%	8%	86%	1%	8%
2016	68%	10%	14%			

New York State's standard is 80% graduating after 5 years.

This table tracks progress by student cohort. The cohort groups all the first-time 9th graders who start school during the same school year and tracks the cohort's progress toward high school completion after 4 and 5 years. "Graduated" includes students with a Regents Diploma, Regents Diploma with Advanced Designation, or Local Diploma. Local Diplomas were phased out for general ed. students in 2013. An IEP diploma is not considered a graduation diploma.

Data Sources: 1, 2 (See p. 9)

Education

AYR Goal: Youth will leave school prepared to live, learn, and work in their community.

While the majority of Dryden youth reside in the Dryden School District, some reside and attend school in other districts. We show only Dryden District information here.

School Enrollment

	School Enrollment		Students with Disabilities		ELL* students		Homeless Students	
	2018-19	2019-20	2018-19	2019-20	2018-19	2019-20	2018-19	2019-20
Cassavant Elem.	75	92	0	7 (8%)	0	0	0	0
Dryden Elem.	468	477	117 (25%)	118 (25%)	7 (1%)	13 (3%)	0	0
Freeville Elem.	90	80	7 (8%)	6 (8%)	0	0	0	0
Dryden M.S.	322	291	60 (19%)	59 (20%)	0	0	0	0
Dryden H.S.	453	424	68 (15%)	63 (15%)	0	0	0	0
Dryden District	1,408	1,364	256 (18%)	253 (19%)	11 (1%)	15 (1%)	5 (0%)	11 (1%)
Tompkins Co.	10,489	10,356	1,691 (16%)	1,649 (16%)	225 (2%)	253 (2%)	53 (1%)	75 (1%)

*ELL = English Language Learners

School Performance

Dryden Student Performance on Spring Standardized Tests – Percentage Meeting State Standards				
	Dryden 3 rd Grade		Dryden 8 th Grade	
	ELA*	Math	ELA*	Math
2016-17	45%	59%	26%	6%
2017-18	37%	51%	30%	11%
2018-19	36%	65%	32%	21%



*ELA = English Language Arts

NYS Education Dept.'s goal is for schools to have 90% of students at or above standards.

School Life (Students, grades 7-12)

	Dryden	Tompkins
Feels welcomed and appreciated by school adults	41%	46%
Has a trusted adult in school who can help with problems	50%	51%
Feels safe at school	66%	79%
Feels school rules are fairly enforced	25%	35%
Says students treat each other with respect	15%	29%
Someone said something hurtful to them in past 30 days at school	33%	25%
Was physically bullied in past 30 days at school	7%	4%

% of Households in Dryden Lacking Broadband Internet Connection: 11.5%

Data Sources: 1, 2, 5 (See p. 9)

Family

AYR Goal: Families will provide children safe, stable and nurturing environments

Living Arrangements of Dryden Children 0 – 17

Number of households – 5,936

Number of family households with own children under age 18 –1,487 (25.1%)

880 are married couple families (59%)

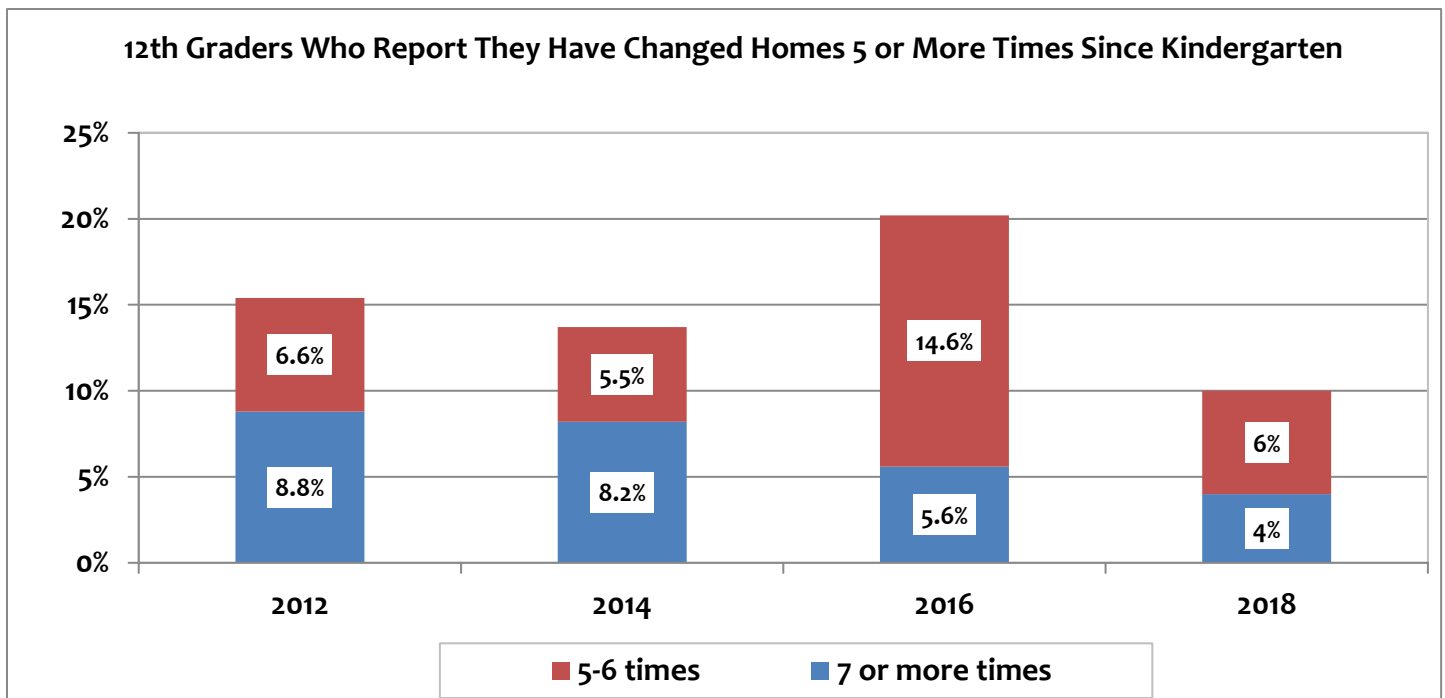
107 are cohabiting couple families (7.2%)

112 are single male householder families (7.5%)

225 are single female householder families (15%)



Stability of Living Situation – Dryden District



Data Sources: 1, 5 (See p. 9)

Physical & Emotional Health

AYR Goal: Children and youth will have optimal physical and emotional health.

Health Insurance – 510 (3.6%) Dryden residents lack health insurance.
61 (2.2%) of Dryden youth under age 19 lack health insurance.

Youth Substance Use, grades 7-12 – Any Use Within the Past 30 Days (“Current use”)

	2014		2016		2018	
	Dryden	County	Dryden	County	Dryden	County
Alcohol	15%	19%	16%	14%	13%	16%
Marijuana	9%	15%	11%	11%	10%	13%
Cigarettes	5%	5%	4%	3%	3%	3%
Electronic Vaping					16%	16%

Overweight and Obese* Students by Grade Level

(Note that this indicator is not a reliably objective determination of individual physical health of youth, and other factors such as age, sex, race, fitness level, etc. need to be considered. TCYSD is working to identify better indicators for physical health in partnership with TC Health Dept.)

		Elementary		Middle/high		All grades	
		% over-weight	% obese	% over-weight	% obese	% over-weight	% obese
School years 2016-2018	Dryden district	14.7%	19.7%	15.8%	28.9%	14.8%	22.3%
	NYS excl. NYC	15.7%	16.0%	17.4%	18.8%	16.5%	17.2%
School years 2014-2016	Dryden district	13.5%	16.6%	13.7%	23.9%	13.4%	19.4%
	NYS excl. NYC	15.9%	16.3%	17.3%	18.5%	16.5%	17.3%

*Overweight = 85th to 94th percentile; obese = 95th+ percentile calculated body-mass index for age

Mental Health of Dryden District Students – Students (grades 7-12) reporting:

	2014	2016	2018
I felt sad or depressed most days in the past year	34.2%	33.8%	38.1%
Sometimes I think life is not worth it	25.1%	27.4%	31.4%
At times I think I’m no good at all	33.0%	36.0%	40.6%
All in all, I am inclined to think I’m a failure	19.7%	23.9%	26.3%

Data Sources: 1, 4, 5 (See p. 9)

Civic Engagement

AYR Goal: Children and youth will demonstrate commitment to their community as contributing members of their families, schools, and neighborhoods.

Grade 7-12 Student Participation in Extracurricular Activities in Past 12 Months (school or community)

	2012	2014	2016	2018
Dryden District	74%	76%	74%	74%
Tompkins County	81%	83%	83%	83%



Grade 7-12 Student Participation in Sports in Past 12 Months (school or community)

	2012	2014	2016	2018
Dryden District	80%	77%	72%	74%
Tompkins County	78%	77%	75%	75%

Pre-PINS and PINS Referrals to Probation by Schools

	2017		2018		2019	
	Pre-PINS	PINS	Pre-PINS	PINS	Pre-PINS	PINS
Dryden Elm.	0	0	0	3	0	0
Dryden M.S.	14	3	6	9	4	6
Dryden H.S.	0	5	0	7	1	3

If school is not listed, there were no referrals during the listed years for that school.

*A Person in Need of Supervision (PINS) is a youth under the age of eighteen who is showing a pattern of habitual disobedience, running away, curfew violations, substance abuse, violent behavior, or school truancy problems. Pre-PINS Diversion Services attempt to resolve the conflicts that brought a youth to the attention of the Probation Department by offering supervision, guidance, and referrals to community resources, thus preventing the need for formal Family Court intervention. Pre-PINS Diversion is a mandatory prerequisite prior to filing a formal PINS petition in Family Court.

Data Sources: 5, 6 (See p. 9)

Data Sources

- 1) American Community Survey 2019 (5 year estimates)
<https://factfinder.census.gov/faces/nav/jsf/pages/index.xhtml>
- 2) NYS Dept. of Education School Report Cards
<https://data.nysed.gov/>
- 3) NYS Dept. of Health Student Weight Status Category Reporting System
www.health.ny.gov/prevention/obesity/statistics_and_impact/student_weight_status_data.htm
- 4) NYS Department of Health Vital Statistics
www.health.ny.gov/statistics/vital_statistics/index.htm
- 5) Tompkins County Communities that Care Youth Survey
www.healthyyouth.org/publications.php
- 6) Tompkins County Probation Department
www.tompkinscountyny.gov/probation Detailed reports not available online