

Tompkins County

2020 Recommended Budget





*Inclusion Through
Diversity*

Tompkins County Administration

125 East Court Street

Ithaca, NY 14850

Phone: (607) 274-5551

Fax: (607) 274-5558

www.tompkinscountyny.gov

COUNTY ADMINISTRATOR

Jason Molino

DEPUTY COUNTY ADMINISTRATORS

Lisa Holmes and Amie Hendrix

"Promoting excellence in County operations while respecting the needs of the people we serve."

September 3, 2019

To the Honorable Members of the Tompkins County Legislature:

I am pleased to present you the Recommended 2020 Tompkins County Operating Budget and 2020-2024 Capital Program.

The Recommended \$191.8 million Budget is balanced with a property tax levy increase of 2.76%, which meets the approved financial goal set in May 2019, and is below our tax cap. It is also recommended that the County's solid waste annual fee increase from \$58 to \$60. If approved, the Budget will add \$12.86 to the tax bill of an average homeowner.

Our Budget continues to benefit from a strong local economy. For the fifth straight year, the budgeted cost of mandated human services programs has remained manageable (increasing less than 1% over 2019), in part because of an economy that is creating opportunities for employment. Currently the City of Ithaca and surrounding municipalities have several large-scale construction projects underway, all of which continue to contribute to the rising property values that have increased our tax base by a remarkable 4.2 percent over last year. Since 2015 our tax base has increased by 17%, allowing the costs of government to be spread across a larger base. This robust growth in tax base, along with stable growth in local wages and consumer spending, has contributed to healthy growth in sales tax collections.

This year's Over Target Requests (OTRs) were greater than in past years, as departments and agencies submitted 97 requests, totaling \$3,123,946, to support specific expenditures beyond their baseline target budgets. This was the highest amount of OTR funding requested in recent history. Most of the OTRs are for one-time items, non-recurring expenditures that utilize the County's fund balance, and do not impact the property tax levy. Target OTRs, requesting an increase in baseline target budgets, do impact the property tax levy. All OTRs recommended were reviewed through a lens of expectations and performance to be achieved; alignment with legislative priorities; and "what success would look like." The Recommended Budget includes \$2,724,966 of OTR requests, of which \$920,338 are target requests and \$1,804,628 are one-time requests.

While the proposed property tax levy is up, the property tax rate is *down* by 1.58%, to \$6.31 per \$1,000, due to strong growth of the County's tax base. This is the sixth consecutive year that the County's tax rate has declined. The proposed 2020 tax rate is the lowest since 2011.

Major Influences on the Budget

Capital Reinvestment

Tompkins County for decades has set the vision of being a leader in reducing our government's greenhouse gas (GHG) emissions and the risks associated with climate change. Evidenced by 20 years of action, Tompkins County government has continually worked with a sustainability approach to facility improvements, operational policies and collaborative efforts spanning across municipalities, businesses and the community to reduce GHG emissions collectively. In August 2019, the Tompkins County Legislature set a new vision by adopting a new Energy Strategy which provides the vision and leadership to move both County government operations and the overall community toward achieving net-zero emissions. The first priority in the Energy Strategy outlines that:

"The County will undertake an inventory and analysis of our facilities and fleet to determine a financially sound path to net-zero emissions. A high-level analysis is occurring now as part of the County's capital planning and those numbers will inform whether the County can responsibly commit to net-zero or other more aggressive GHG emissions goal by 2030, 2040 or 2050. We will strive for the largest reduction in the shortest timeframe possible while remaining financially solvent."

While similar goals have been discussed at the national, State and local levels, to date few governmental entities, if any, have taken the step of quantifying the financial investments needed to achieve the goals and laying out a path for financing necessary projects. The proposed 2020 Capital Plan provides a funding strategy to achieve the goal of net-zero emissions in County operations by 2035 by committing \$100 million in investment over the next fifteen years to make the elimination of greenhouse gas emissions in County operations as close to a reality as possible.

Capital Plan Update

The proposed budget document updates the County's Capital Plan from its last update in 2012. Included are updates in recent capital projects, the status of ongoing capital projects, and planned capital projects in the near future.

The 2020 Capital Plan and proposed budget calls for a policy change in the annual capital appropriation, by recommending a policy of allocating 1.00% (compared to the current 0.5%) of the property tax levy to support capital investment. By this policy, the 2020 budget will dedicate significantly more funds to pay for infrastructure improvements and support the long-term capital needs to achieve net-zero emissions by 2035. Most of these funds will be applied to pay debt service on projects authorized by the Legislature.

The Recommended Budget builds on existing capital projects and includes several new projects to assist in meeting the County's space management, emergency services, information technology, energy and other needs:

- **Downtown Facility Development** – In September 2018 the Legislature took action to purchase several adjoining properties along N.Tioga/Sears Streets in the City of Ithaca. Over the course of the past 12 months staff has completed a feasibility study to identify the practicality of combining several offices/departments spread across downtown in one facility located on these parcels. Preliminary estimates for new construction, \$20-\$22 million for an estimated 37,000 – 47,000 square foot building, have been incorporated into the proposed Capital Plan. It is assumed, that at least \$5 million in unassigned fund balance would be utilized to offset debt service for this project.
- **Public Safety Building Improvements** – The Legislature recently decided to focus on maintaining a solely occupied public safety facility, as opposed to a shared facility option with the City of Ithaca. A concerted effort is now underway to conduct a conditions assessment of the existing public safety facility. Subsequent discussions will examine space needs for the Patrol Division and Jail. Not knowing the full

extent of the public safety facility improvements, \$30 million is estimated in the proposed Capital Plan for extensive renovations to the existing facility. The Capital Plan identifies 2020 as a planning year for the Public Safety Facility to identify needs and engineering cost estimates prior to making decisions for construction in 2022/23.

- Emergency Response Improvements – Several investments are identified in the Capital Plan related to the County’s interoperable communications network and back-up dispatch needs. The County’s now 15-year old microwave system that provides connectivity in mobile/portable communications needs upgrading, as the current system is antiquated; at times, our provider can no longer find replacement parts for equipment. Replacement of the system is needed to maintain reliable dispatch operations. Estimated cost for this upgrade is \$1.8 million. Additional telecommunication upgrades include establishment of a backup dispatch center needed for critical redundancy of the system. About \$2 million is estimated to support system upgrades and \$4.5 million for a backup dispatch center. While some of these capital projects will need to be bonded, all Emergency Response capital projects (and subsequent debt service) will utilize annual State Interoperable Communications grant funding, with no impact on the general fund tax levy. The Capital Plan identifies 2020 as a planning year for the back-up dispatch center to determine needs and engineering cost estimates prior to making any decisions.
- Green Facilities – The Capital Plan identifies \$32 million dollars over a 15-year investment period to make needed improvements to existing County facilities with the ultimate goal of achieving net-zero emissions. The proposed Capital Plan lays out investments that allow the County to achieve this goal by 2035. Over the past several months staff has worked with engineers to develop a very high-level understanding of potential investments and estimated costs to create a placeholder for the Capital Plan. These discussions included possible improvements such as, but not limited to: LED lighting, building envelope sealing, plug load controls, controls optimization, boiler replacement, transformer replacement, solar canopies, geothermal, solar PV, distributed battery storage, and fuel cells. This is by no means an exhaustive list of improvements, but preliminary research suggests that such investments could achieve approximately a 90% reduction in current emissions and, with new technologies and efficiencies anticipated in the next 15 years, could get the County very close to its net-zero emissions goal.

The Capital Plan also includes \$200,000 to hire expert consultants to assist in the detailed engineering work required to move these projects forward. We would also expect to apply to NYSERDA’s FlexTech program to help fund this analysis. It is envisioned that planning work will occur in 2020/21 with investments commencing in 2022/23.

- Green Fleet – Complementing the Green Facilities initiative is a commitment of \$2 million in the Capital Plan to convert the County’s passenger vehicle fleet to electric vehicles. In total, the County has just over 70 passenger vehicles, including 10 electric vehicles. The Capital Plan outlines an annual \$400,000 investment over five years (2021-2025) replacing all gas-powered passenger vehicles with electric vehicles. This commitment includes purchasing and installing charging stations for County vehicles at their respective departments.

More research will be needed to expand the scope of this capital program to all vehicles in the County fleet, but the Capital Plan provides a strong starting point for the capital needed to reach an important milestone of firmly establishing an EV fleet of 70+ passenger vehicles.

- Highway & Facilities – The Capital Plan continues an annual allocation of \$1.8 million for capital improvements to roads and bridges, as well as an increase in two-year investments of \$1.4 million in facilities restoration projects starting in 2021-2027. Facility restoration projects will likely be implemented in conjunction with energy enhancements after initial planning takes place.

General Fund Balance Commitment – It is recommended as part of this budget that \$2.5 million of unassigned general fund balance be committed to the Capital Fund to support the proposed Capital Plan. In addition, it is recommended that the County’s fiscal policy be updated to specify a target goal of maintaining a minimum unassigned fund balance of 18% general fund revenues (up from the current 10%). Based on 1) the most recent audited financial statements; 2) average annual appropriated fund balance in past years’ budgets; and 3) the proposed Capital Plan, retaining a minimum of 18% unassigned fund balance will provide the County the financial liquidity and stability for more challenging economic times in the future, should revenues become strained. The current unassigned fund balance is \$41.3 million, setting a goal of 18% of general fund budgeted revenues would require the County to maintain a minimum of \$34.5 million. Assuming 2019 fund balance commitments, the proposed 2020 One-time OTRs and a transfer of \$2.5 million to the Capital Fund, the remaining unassigned fund balance for 2020 would be approximately \$34.8 million, or 18.1% of general fund revenues. This would continue to keep the County in a strong financial position moving forward.

Enterprise Funds

Recycling and Materials Management: Affected by the fallout from decreasing values for most curbside collectables, our recycling revenue continues to be adversely impacted when compared to commodity prices of just a few years ago. Recycling markets are volatile by nature, and this has been one of the most turbulent stretches in history. Prices for all commodities, especially cardboard and mixed paper, have dropped by over 50% in the past few years with little hope that pricing will return to previous levels.

In addition, the cost of County-wide recycling collection has increased by \$600,000 under the new 10-year contract approved in 2018. As the budget development process began, the decline in revenues and increase in contractual expenses created a \$700,000 operating deficit. In response to this large operating deficit, staff made multiple budget adjustments, reducing the operating deficit for the year to \$310,000 and proposing the use of fund balance to balance the budget in 2020. In addition, the budget includes reductions in several service contracts with local providers, multiple fee increases to commercial haulers and an annual fee increase from \$58 to \$60 per household in 2020.

The current fund balance in the Solid Waste Fund as of December 31, 2018 is \$1,767,484. With the 2019 budget projected to result in a \$400,000 operating deficit and the proposed 2020 budget utilizing \$310,000 of fund balance, future budgets need to rely less on fund balance and more on revenues generated from the annual fee or other fees for service.

In 2020 the department will be issuing a new Request for Proposal (RFP) for operations of the current facility at Commercial Avenue. Costs to continue to provide services as they are today are expected to go up. As a result, careful consideration is being given to the RFP development to maximize operational savings while providing high service levels. The RFP is scheduled to be issued in spring 2020, with Legislative discussion and action in late 2020. Should recycling revenues not recover (which they are not expected to) and the RFP result in increased operational costs, it is very likely that the Legislature will be faced with reducing services or increasing the solid waste fee, or both in 2021. It is also recommended that in 2021 the County evaluate the current formula used to compute the Solid Waste fee for Cornell University, Ithaca College, TC3 and TST BOCES as its methodology is over 20 years old.

Next year, County staff is committed to working diligently with vendors and partners to make the necessary changes in operations to keep service levels high at a manageable cost.

Airport: By the end of the 2019, ITH will have a new and expanded passenger terminal supported by a new geothermal heating/cooling system which will nearly eliminate natural gas usage for the entire terminal building, as well as a new solar canopy. 2020 will mark a historic year, as the airport embraces the renovation and expansion providing for greater passenger capacity, a new customs facility for new economic development opportunities, and shared fuel farm with NYS DOT.

Primarily, due to State mandated construction design and timelines, cost overruns have increased the project costs to \$37 million. Currently, approximately \$27 million of reimbursable costs have been identified, mostly from NYS and FAA. The remaining \$10 million of non-reimbursable costs will be locally bonded. Approximately \$3 million of the non-reimbursable costs are covered under future Passenger Facility Charges (PFCs) leaving an estimated \$7 million of local cost covered by the County's general fund capital appropriation. These are preliminary estimates, and as passenger enplanements continue to increase due to larger plane capacities and increased route options at ITH, more PFCs may be utilized to cover debt in the future. Also, there is also a push in Congress to increase the federally set PFCs; should this occur, we may have access to additional PFCs to assist with debt service related to the project.

There are several uncertain elements remaining in airport operations related to the terminal expansion project. Along with the construction of the customs facility, there is a cost to the County for a federal customs agent to staff the facility. Costs borne by the County for the customs agent and operations of the facility are preliminarily ranging between \$150,000 - \$250,000. While the County expects to establish user fees and charges for users of the customs facility, a specific business plan has not yet been developed as set costs have not been identified. Once established, it may take several years for the customs facility operation to establish itself before the County can fully understand the impact to the airport budget.

While the Recommended Budget proposes a \$50,000 operating deficit, with expectation of utilizing Airport fund balance to balance the budget, the County has retained a consultant to renegotiate existing contracts, including those with the airlines that may produce increased revenues. The current fund balance in the Airport Fund as of December 31, 2018 is \$862,187. The General Fund continues to assist the airport through a waiver of administrative fees for services provided to the airport by County staff. This would be the sixth year of what was originally a three-year plan to help the airport rebuild passenger activity and return to full self-sufficiency. The waiver saves the airport \$126,000 in payments to the County.

Following completion of the airport renovation and expansion project, a budget review will be conducted to determine short and long term financial goals for the Airport Fund.

Labor Costs

Wages: There are two settled labor agreements for 2020, White Collar and Blue Collar, which cover over 65% of County employees. Both contracts provide for a 2.0% wage increase in 2020. Road Patrol and Corrections Officers unions do not yet have contracts in place for next year, but we are engaged in negotiations.

I will be working diligently with Human Resources and department leadership to negotiate fair and reasonable labor agreements for the two remaining units in 2020.

Workforce:

The Budget reflects a total County workforce of 768 FTEs. This is an increase in 20 positions over 2019. Seven positions are to assist with succession planning or are due to anticipated increase in voter turnout for the General Election and are not expected to continue beyond 2020. An additional 4.5 positions are related to the Public Works Apprenticeship partnership, with the County receiving reimbursement for three of those positions from the Town and City of Ithaca. In addition, at least three positions are due to unfunded mandates related to early voting and criminal justice reforms. The following positions require over-target (OTR) funding:

- An increase in the Supervising Attorney position from part-time to full-time, and a Data Collection position are being funded by NYS to increase and enhance public defense through the County's successful Assigned Counsel program.
- The equivalent of nearly three FTE's is requested by Board of Elections to assist with early voting for primaries and the General Election in 2020.

- A three-year One-time OTR supports hiring of a Chief Equity and Diversity Officer for Tompkins County. This recommendation has come from the Diversity & Inclusion Infusion Employee Team responsible for reviewing results from the 2018 Workplace Climate Survey.
- The continuation of the Performance Measurement/Criminal Justice Coordinator and Management Fellow positions have been requested as One-time OTR's.
- The equivalent of nearly three FTE's for succession planning in Finance, Information Technology Services, County Clerk, Weights & Measures and Clerk of Legislature.
- The District Attorney's Office has requested an additional Paralegal and part-time Confidential Investigator to assist with new discovery procedures due to State-wide criminal justice reforms.
- Due to increased project management and planning initiatives related to capital improvements, Department of Emergency Response has requested a Project Manager for 2020 only.
- The equivalent of 4.5 FTE's represents the continuation and expansion of the Public Works Apprenticeship program with the Town and City of Ithaca. Three of those positions are reimbursed by the Town and City.
- The Senior Planner position responsible for managing the Energy Advisor program is proposed to be added as a Target increase to the Department of Planning and Sustainability.
- Two additional Deputies have been added to the Sheriff's roster; however, one has been funded with reductions in other budget lines such as overtime, equipment and jail board-outs. Also, restructuring of the STOP-DWI program will relocate the STOP-DWI Coordinator from County Administration to the Sheriff's Office.
- An upgrade in an existing part-time position to a full-time Deputy Workforce Development Director position would assist the Director in focusing on the areas where there is a critical community need for additional efforts to ensure that local businesses have the skilled workforce they need to be successful and local jobseekers have the skills necessary to access the available opportunities.

Fringe Benefits: Health costs continue to be historically below industry standards due to the County's participation in the Greater Tompkins County Municipal Health Insurance Consortium. Now in its ninth year, the Consortium has expanded to include a number of municipalities outside Tompkins County (which now include Seneca County) and keeps delivering on its promise to stabilize health costs by pooling the buying power of its members. The Consortium is currently considering a 5-6% increase in premiums for 2020 but has not yet finalized its premium. The Recommended Budget includes a 6% increase due to projected increases in out years. That follows an increase of just 5% in 2019. With a multi-year track record of performance with the Consortium, including the Platinum Plan, we are confident that the baseline estimates for health benefit costs in 2020 are appropriate, and that drastic increases in premiums similar to other insurers around the state and nation are not within our foreseeable future.

The 2020 average pension rate is 14.6%, a negligible decrease from 2019's 14.9% rate. As a result, the Recommended Budget assumes no change in the retirement contribution compared to 2019.

Mandates

There are additional costs related to new unfunded mandates recently passed in the State budget. Early voting is mandated by the State, requiring Counties to provide increased hours and days of early voting for every primary, general and special election. As a result, the Board of Elections is requesting additional staff to manage the increased hours as well as the General Election. In total, the Board of Elections is requesting \$195,000 in OTR funding requests: \$160,000 in One-time funding attributed to early voting and the General Election, and \$34,000 as a Target request.

During the last State legislative session sweeping criminal justice reform was enacted, impacting cash bail, pre-trial services and discovery procedures. The new discovery laws require the District Attorney's Office to collect, screen, organize and distribute documentation from law enforcement agencies on a timeframe that is exponentially quicker than current practice. The request for two additional positions, Paralegal and Confidential Investigator,

software to easily share discovery information, and related office supplies equals an increase of \$170,000 in target for the District Attorney's budget.

Overall, 2020 continues as a fifth year of stable mandated expenses. The total local cost of \$21.7 million represents a slight increase in property tax-supported mandates. Medicaid, which remains the largest single cost in the County's budget at \$11.8 million, remains flat compared to 2019. While the County has little influence over this mandated expense, and New York State counties currently benefit from adoption of the Affordable Care Act (ACA), should the federal government enact changes regarding the funding for ACA, the County's costs could increase drastically. Medicaid costs represent 23% of our 2020 property tax levy.

As in prior years, while the economy continues to strengthen, Department of Social Services' two temporary assistance programs – Family Assistance and Safety Net – demonstrate a relatively consistent number of total cases since 2008, however at a much greater local cost. Family Assistance cases continue to decline – down 28% from January 2008 and have no local cost. In contrast, Safety Net cases remain 25% above January 2008, with 71% of their cost local funding and 29% from New York State.

The clear shift of cases from federally-funded Family Assistance to the County-State funded Safety Net program, while total assistance cases remain literally flat over the past decade, suggests that many people remain dependent on temporary assistance following expiration of the five-year lifetime limit on Family Assistance.

Sponsored and Partner Agencies

The County's reach is extended, and its mission more completely fulfilled, through its relationships with its Sponsored Agencies: Tompkins Cortland Community College (TC3); Tompkins County Area Development (TCAD); Tompkins Consolidated Area Transit (TCAT); and Tompkins County Public Library (TCPL), as well as its numerous partner agencies such as those affiliated with the Human Services Coalition, and Cornell Cooperative Extension of Tompkins County.

Earlier this year, both Tompkins and Cortland County Legislatures agreed to a 5% increase in sponsor contribution to TC3 with the hope that the increased support will help mitigate financial challenges related to decreased enrollment. This \$148,000 increase will bring Tompkins County's allocation to \$3.13 million for the 2020-21 academic year.

Also, County support for TCAD increases consistent with the terms of a Memorandum of Understanding for economic development services. Under that agreement, TCAD receives a \$5,008 increase in County support in 2020, raising our contribution to \$255,418, or approximately one-third of TCAD's total budget. While the new agreement provides for a continued County contribution of approximately one-third of TCAD's budget, the proportion supported by property tax levy increases significantly in 2020. The Recommended Budget provides a \$65,000 increase in property tax share for 2020 and increases it over \$140,000 more by 2023. The same agreement calls for the use of \$127,700 in Room Occupancy Tax Revenue to support TCAD's budget, down from \$187,000 in 2019.

For other sponsored and partner agencies, the Recommended Budget proposes a 2%, or \$128,000, cost of living increase and \$372,000 in mostly one-time funding for a number of non-recurring or capacity-building expenses proposed by the agencies through the OTR process. In the past, these one-time investments have allowed local agencies to increase their self-sufficiency, thereby limiting their reliance on ongoing County support.

Other Major or Noteworthy Items

Although, the budget includes thousands of items that vary from 2019, a few warrant special attention due to the amount of funds involved, or the linkage to organization-wide priorities.

Performance Measurement Initiative: The 2017 budget authorized funding for a three-year OTR to implement a County performance management system. The funding was renewed in 2018 for the Performance Management Initiative. In 2018 funding was also provided for the creation of the Criminal Justice Coordinator position to assist in implementing performance measures for key recommendations of the CGR Jail Study ATI initiatives. It was determined that combining the work of the Performance Management Initiative Coordinator with the Criminal Justice Coordinator would leverage our resources in the most efficient manner as the tracking of the ATI Initiatives would become part of the performance management initiative. Both the County's performance measurement initiative and measurement of the performance of ATIs are being implemented utilizing a program called Results - Based Accountability (RBA).

In 2019 the budget book included an introduction to performance measurements for the County. This year the budget book includes a more thorough introduction to performance measurements. This is our first attempt in replace the former performance improvement assessments (PIAs) with a new Results Based Accountability format. Seven departments that began RBA in 2017 and nine departments from 2018 have replaced their PIAs with this new format. The remaining departments will utilize the RBA system in 2020, uploading monthly, quarterly or annual data and performance metrics tied to departmental missions, goals and objectives. While the first group began collecting and inputting information in 2018, this information over time will be able to show change and growth in each department and allow for data-based decision making. I have requested continuation of the multi-year OTRs that will allow this program to be implemented throughout the County.

Workplace Climate Survey: Last fall we began to provide the results of the May 2018 Workplace Climate Survey to all employees. As we shared the information throughout the organization we began to further analyze the results. In January of 2019, a twenty-five-person team of employees known as the Implementation Team began to dive deeper into the organizational results to better understand the workplace climate. This Implementation Team determined four priority areas – performance evaluations, organization-wide communication, employee engagement & retention, and diversity & inclusion.

Armed with the survey data the Implementation Team subgroups began to look for the solutions to the challenges they found in the four areas. One solution that was quickly identified was the development of organizational values and a new team focused on setting values was formed. The twenty-five-person Implementation team now includes over 30 individuals from 21 departments working to find ways to improve our workplace!

Through research related to best practices, our culture, additional focus groups, and much more, the five subgroups are working to develop recommendations that will sustain our successes while continuing to improve. You will be able to see the first recommended course of actions provided by the Diversity Inclusion Infusion team within this budget, a recommendation to bring a Chief Diversity and Equity Officer to our organization. This is the first of the five teams to finalize and bring forth its recommendation for improvement. The other subgroups will also have varied strategies for organizational improvement which may include reallocated or new resources in future years.

In addition to the organization-wide work, the 2018 Climate Survey has allowed us to dive deeper into many of our departmental climates. Those departments that had over 10 members identify affiliation with their Department, now have Departmental Results that are being shared with the departments for the first time. Using these results our 10 departments with departmental results will be able to hone in on areas of improvement for their own department, developing work plans to capitalize on identified opportunities from the survey.

Capital Planning: As mentioned above, the proposed budget brings a new perspective and priority to the workplan for several departments if the budget is adopted by the Legislature. In addition to the capital expenditures necessary to achieve net-zero emissions for County operations, a significant investment in County staff resources will be required to evaluate options and allocate those investments in the most efficient and effective manner possible. This will be a major work program item for staff from several departments, but especially Facilities, Planning and Sustainability, and County Administration. Additionally, the Capital Plan includes \$200,000 to hire expert consultants to assist in the detailed engineering work required to move these projects forward. We would

also expect to apply to NYSEDA's FlexTech program for costs shares for this analysis. It is envisioned that planning work will occur in 2020 with investments commencing in 2022.

Housing: 2019 marked an unprecedented year as two major pieces of State legislation were passed directly impacting Tompkins County. One piece of legislation provides Tompkins County with the authority to use local funds to support affordable housing. As of Friday August 31st, Governor Cuomo signed into law home rule legislation authorizing only Tompkins County to utilize local funds to support affordable housing, more specifically *"...for the development, maintenance, or management of affordable housing."* Tompkins County is now the first and only county in the State of New York to have home rule authority to use local funds to support affordable housing projects.

The County partners with Cornell University and the City of Ithaca in a joint venture, the Community Housing Development Fund (CHDF), that provides funds to assist communities and organizations throughout Tompkins County in responding to the diverse affordable housing needs of county residents. Projects include units that are affordable to low and moderate-income households and are designed to ensure that newly constructed or rehabilitated housing units remain affordable to successive buyers or renters. This program has a proven 10-year track record of contributing funds to the construction of affordable housing units. Currently the County uses Department of Housing and Urban Development (HUD) program income from past first-time homeowner loans, not local funds, to support its annual contribution of \$100,000 to the CHDF. We have over \$500,000 in uncommitted HUD program income currently available for future use and anticipate receiving another approximately \$500,000 in additional HUD Program Income over the next 10 years from remaining loan payments.

The 2020 budget does not provide any specific recommendation for local dollars to be added to enhance the County's contribution to the CHDF as there is a current balance of program income that could be allocated to that use if the Legislature desires. It is recommended that any increased contribution to the CHDF first come from the existing HUD program income. After those funds are exhausted any use of unassigned fund balance to support the development of affordable housing should balance the goals of affordable housing with the capital investments and other initiatives.

Sales Tax

Generally, sales tax collections vary with the economy. When the economy is good, sales tax revenues rise. When the economy falls, so do sales tax receipts. Currently unemployment is low, the stock market and consumer confidence are high, and at the time of this writing, sales tax is trending in a direction that would suggest 2019 will be another year of healthy growth greater than 3-4% in sales tax collections over the prior year. However, this has not always been the case: in 2015 and 2016 collections were down, despite similar economic conditions.

The recent history of sales tax collection provides limited insight to projecting future collections. Assuming 2019 will finish with growth over 2018 collections, the Recommended Budget provides for reasonable growth of just under 4%, or \$1,365,989. This balanced approach is an attempt to achieve practical and reasonable sales tax projections, while balancing an unforeseeable future due to the lack of predictive trend lines to follow.

It should be noted that, based on seven months of sales tax revenue, it is projected that sales tax growth at the close of 2019 will be lower than growth in 2018; and that projected sales tax growth for 2020 will be less than 2019. This continued decline in sales growth is a signal that the growth economy is starting to slow and level out. Because the impact of sales tax collection patterns on the Budget is profound, the long-term impact of variances and fluctuations in sales tax collections can drastically influence the revenue structure of the County budget. If careful consideration is not given to the County's reliance on sales tax collections when balancing the budget, aggressive sales tax budgeting could have a devastating and negative impact on service levels and the property tax levy for many years in the future.

Risks

There are three significant risks inherent in this budget.

Recycling and Materials Management: The lethal combination of increased contractual costs related to the 2018 rebidding of the collection contract and the crash in the recycling market have had a crippling impact on the Recycling and Materials Management budget. The solid waste and recycling industry nationwide is experiencing an unprecedented jolt of uncertainty. We are not alone in facing this unknown, however the forecast of the 2021 budget and beyond relies heavily on the outcome of next year's RFP process.

Airport: 2020 is a year of significant change at ITH, making budget forecasting more challenging than in settled times. Specifically, for 2020, increased debt service due to project cost overruns and unknown operating costs, as the improved facilities and customs facility gets underway, may result in shortcomings for future year budgets until a consistent level of operations is met. Remaining nimble in 2020, with plans to adjust as the year unfolds, will be important.

Sales tax: Similar to last year, the absence of any discernible pattern in recent sales tax collections makes trend-based predictions of future collections difficult, if not impossible. The estimate used in the 2020 budget is intended to err on the conservative side, while balancing the possibility of a new base line of sales tax collections considering the past 24-month surge in collections. However, the message remains the same as last year in that the Recommended Budget provides growth over the prior year, but not too much growth, while keeping an eye on the economy should it take a turn for the worse.

Tax Cap

Based on information provided by the State, our estimate of the 2020 tax cap is now 5.41%. The County's cap was boosted by robust growth in our property tax base, the loss of PILOT revenue, adjustments to the town sales tax credit and a substantial rollover from the prior year due to the 2019 tax levy coming in significantly under the 2019 tax cap.

The 2.76% levy required to balance this budget is \$1,320,165 below the capped amount. If not used in the 2020 budget, this amount can be carried forward and added to the County's tax cap in a future year—***a course I strongly recommend.***

Fiscal Summary

The Recommended Budget has applied the resources available within the parameters set by the Legislature. It asks for an increase in the property tax levy in an amount necessary to ensure a continuity of service to the community.

Total Budget: The Recommended 2020 budget stands at \$191.8 million. This represents a .76% increase in total spending over the 2019 modified budget.

Local Dollar Budget: The local dollar budget is the portion of the budget that is not reimbursed by the state or federal governments, nor offset by earned program income. It is spending that must be supported by local dollars—mostly by local sales and property tax revenue. The 2020 local dollar budget totals \$92.6 million, or .06% more than in 2019.

Property Tax Levy: The gap between total expenses and all other revenue is filled by the property tax. The recommended budget would be balanced by a property tax levy of \$51,275,499—an increase of 2.76% over 2020. The recommended levy is below the projected property tax cap.

Property Tax Rate: Because of a robust 4.19% increase in the value of taxable property in the County, the recommended 2020 property tax rate will decline to \$6.31 per \$1,000 from the 2019 tax rate of \$6.41 per \$1,000, a reduction of 1.58%

This is the sixth consecutive reduction in the County's property tax rate. As proposed, the tax rate is the lowest it has been since 2011.

Impact on Owner of Median-Valued Home: Over the past year, the median value of a single-family home in Tompkins County has risen from \$185,000 to \$190,000. The recommended budget would increase the County property tax bill for the owner of a median-valued home by \$12.86.

As I transmit the recommended budget, I wish to thank all County Department Heads and staff for their professionalism, commitment to the community and patience. While this was my second time through this budget process, there were multiple meetings, phone calls and late-night emails and text messages that County Staff endured as I'm still becoming familiar with the budget and operations. Their patience was much appreciated.

I would also like to thank the Agency Directors and their staff for their professional approach to the challenges that mark every budget. All demonstrated their commitment, and ability, to provide services essential to the community with both quality and efficiency.

Thank you to the Legislature for establishing clear policy guidance and instilling a culture of fiscal discipline and responsiveness to community needs that has shaped this budget. The willingness to engage in the budget process beginning in April by setting fiscal policy and guidance provides clear expectations for preparing a budget to meet policy needs. As a result, the County is well positioned to provide effective and efficient services, invest in the public's infrastructure, sustain our partner agencies, and maintain our strong fiscal health—all with a modest increase in the property tax levy.

A special thanks goes to Kevin McGuire, whom I have come to rely on countless throughout the budget preparation process. His mastery of the budgeting systems and attention to detail have made the preparation and presentation of this budget among the best. And his interactions with department and agency staff, thoughtful questions and due diligence have made the budget accurate and transparent for all readers. A special thanks also goes to Autumn Edwards who spends countless hours addressing last minute format changes to the budget book, and graciously manages my budget meeting calendar with patience. Lastly, a huge thank you to Marcia Lynch who endures proof reading multiple drafts of the budget message into the late night hours.

I look forward to working with the Legislature in the coming weeks to delve into the details of the budget and arrive at a 2020 spending plan that aligns with the priorities and values of our community.

Sincerely,



Jason Molino
County Administrator

2020 Tompkins County Recommended Budget Table of Contents

Message from the County Administrator

Section 1 – Tompkins County

Tompkins County Overview	1-1
Organization Chart.....	1-2
Legislature	1-3
Department Contact List	1-6
Agency Contact List	1-8

Section 2 – Fiscal Summary

2020 Tompkins County Budget Overview.....	2-1
2020 Budget – Local Dollars – Target, Requests, and Recommended	2-2
Summary of Over Target Requests	2-3
Unallocated Revenues.....	2-25
Tompkins County Full-Time Equivalent.....	2-26
Tompkins County Human Service Mandates	2-27
Tompkins County Benefits.....	2-28
Status of General Fund Balance.....	2-29
Statement of Fund Balances	2-30
Constitutional Tax Margin and Debt Limit.....	2-31
Use of Rollover.....	2-32
Property Tax Cap Summary	2-33
Tompkins County Room Tax.....	2-34
Diagram Illustrating Sales Tax Distribution.....	2-35

Section 3 – Capital Plan

Capital Plan Update.....	3-1
Capital Plan & Budget (New and Active Projects).....	3-16
Capital Project Cost Summary by Fund and Department	3-25
Cash Flow Projection	3-26
Debt Service Schedule and Cash Capital Outlays	3-27
Project Approval Review (PAR) Forms	3-29

Section 4 – Departments and Budgeting Units

Airport.....	4-1
Assessment Department.....	4-4
Assigned Counsel.....	4-7
Board of Elections.....	4-12
Capital Program.....	4-18

Contingent Fund.....	4-21
County Administration	4-23
County Attorney.....	4-32
County Clerk.....	4-35
County Historian.....	4-40
County Office for the Aging	4-43
Debt Service Fund	4-56
District Attorney.....	4-59
EmergencyResponse	4-64
Facilities Department.....	4-69
Finance Department.....	4-74
Health Department.....	4-80
Highway Department	4-92
Human Resources, Department of.....	4-102
Human Rights, Office of.....	4-105
Information Technology Services.....	4-108
Insurance Reserve.....	4-113
InterFund Distribution.....	4-115
Ithaca-Tompkins County Transportation Council	4-118
Legislature	4-126
Memorial Celebrations.....	4-130
Mental Health Department	4-132
Outside Colleges	4-144
Planning and Sustainability Department.....	4-146
Probation and Community Justice Department.....	4-154
Recycling and Materials Management.....	4-160
SalesTaxDistribution.....	4-168
Sheriff's Office.....	4-170
Sheriff's Office - Jail	4-178
Social Services Department.....	4-183
TompkinsCenterforHistory&Culture.....	4-192
Tourism Promotion.....	4-194
Transportation Planning.....	4-196
Unallocated Revenues.....	4-199
Veterans Service Agency.....	4-201
Weights and Measures.....	4-204
Workforce Development Board.....	4-208
Workforce NY Career Center	4-212
Youth Services Department	4-215
Youth Services Department - Recreation Partnership.....	4-222

Section 5 – Sponsored Agency Budgets

Animal Control - SPCA 5-1
Child Development Council..... 5-3
Cooperative Extension..... 5-5
History Center in Tompkins County 5-10
Human Services Coalition - Community Agencies (incl. OAR)..... 5-13
Human Services Coalition of Tompkins County..... 5-19
Rural Library Services..... 5-22
Soil and Water Conservation District 5-24
Tompkins Community Action..... 5-27
Tompkins Consolidated Area Transit 5-30
Tompkins Cortland Community College 5-32
Tompkins County Area Development 5-35
Tompkins County Public Library..... 5-38

Appendices

Appendix A
 Schedule of Fees..... A-1
Appendix B
 Contract List..... B-1
Appendix C
 Membership List..... C-1
 Chart of Accounts..... C-7
Appendix D
 Over Target Request Tracking..... D-1
Appendix E
 Program Impact Reports..... E-1
Appendix F
 Results Based Accountability (RBA)..... F-1

This Page Intentionally Left Blank

Tompkins County Overview



Tompkins County is located in the south central portion of New York State at the south end of Cayuga Lake. Upon its founding in 1817, the county was named after Daniel D. Tompkins, the 4th Governor of New York and the 6th Vice President of the United States.

As of the 2010 Census, the County has a population of 101,564 and a land mass of 460 square miles; equaling a population density of 221 people per square mile.

Unlike most other counties in New York State, Tompkins County has enjoyed population growth over the last decade. The presence of large institutions of higher education, including Cornell University, Ithaca College, and Tompkins-Cortland Community College, has provided a degree of population and economic stability that distinguishes the County from many other areas of the State.

The County has an extensive transit network anchored by a public bus system, Tompkins Consolidated Area Transit (TCAT), and the Ithaca Tompkins Regional Airport. The County is served by several major State highways. Intercity bus service also connects the area to the surrounding regions, with direct service to New York City.

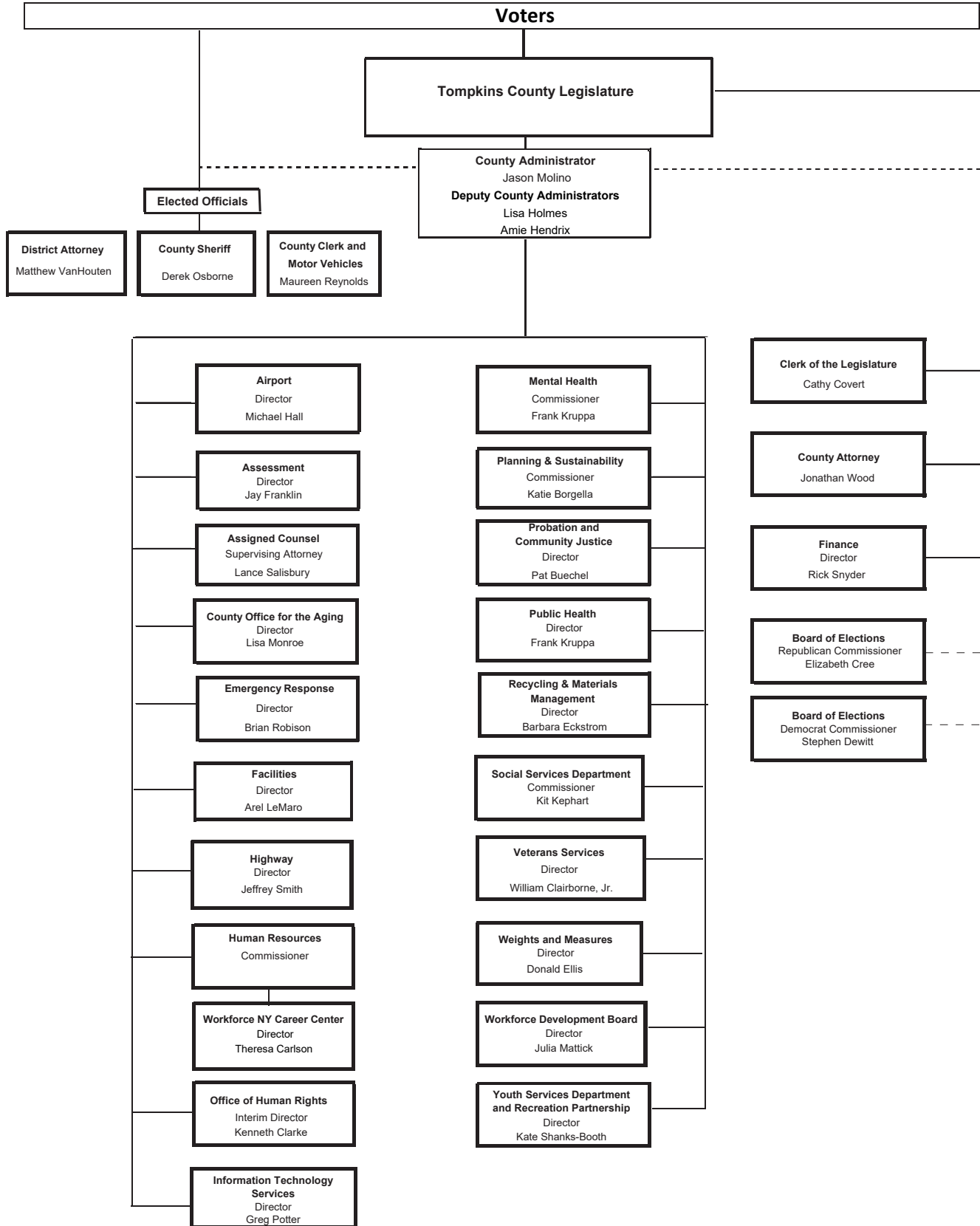
Within the county, there are five local newspapers that are published on a daily to a weekly basis. These include: The Ithaca Journal [1814, daily], The Cornell Daily Sun [1880, daily], The Ithacan [1932, weekly], The Ithaca Times [1979, weekly], and Tompkins Weekly [2006, weekly]. The Cornell Daily Sun and The Ithacan are student-run publications through Cornell University and Ithaca College respectively.

Tompkins County is governed under home rule, which provides for the separation of the Legislative and Executive Branches of government. The Tompkins County Charter was approved in 1968 and took effect in 1970. The County has a legislature-administrator form of government where a 14-member legislature elected from single member districts appoints a County Administrator who “oversees and coordinates the operations of county government to successfully carry out the policies of the County Legislature.”¹ Legislators are elected to four year terms. Other elected officials include the District Attorney, Sheriff, and County Clerk.

The County is composed of: nine townships – Lansing, Groton, Dryden, Caroline, Danby, Newfield, Enfield, Ulysses, and Ithaca; six villages – Cayuga Heights, Dryden, Freeville, Groton, Lansing, and Trumansburg; and one city – City of Ithaca, which is also the county seat with a population of 30,014.

¹<http://tompkinscountyny.gov/ctyadmin>

Tompkins County Organization Chart



Tompkins County Legislature (2018 - 2021)

Governor Daniel D. Tompkins Building - - 121 E. Court Street, Ithaca, NY 14850 - - 607-274-5434 (Phone)

Leslyn McBean-Clairborne (D - District 1)
528 West Clinton Street
Ithaca, NY 14850
Telephone: 607-277-5104
E-mail: lmcbean@tom-pkins-co.org

Michael J. Sigler (R - District 6)
218 Peruville Road
Freeville, NY 13068
Telephone: 607-339-7978
E-mail: msigler@tom-pkins-co.org

Shawna Black (D - District 11)
102 Kay Street
Ithaca, NY 14850
Telephone: 607-351-7855
E-mail: sblack@tom-pkins-co.org

Anna R. Kelles (D - District 2)
139 Linn Street
Ithaca, NY 14850
Telephone: 607-342-2036
E-mail: akelles@tom-pkins-co.org

Daniel E. Klein (D - District 7)
56 Durfee Hill Road
Ithaca, NY 14850
Telephone: 607-272-7582
E-mail: dklein@tom-pkins-co.org

Amanda Champion (D - District 12)
24 Helen's Way
Ithaca, NY 14850
Telephone: 607-351-2828
E-mail: achampion@tom-pkins-co.org

Henry Granison (D - District 3)
107 Oxford Place
Ithaca, NY 14850
Telephone: 607-342-8643
E-mail: hgranison@tom-pkins-co.org

David M. McKenna (R - District 8)
319 Douglas Road
Newfield, NY 14867
Telephone: 607-564-7243
E-mail: dmckenna@tom-pkins-co.org

Martha Robertson (D - District 13)
1655 Ellis Hollow Road
Ithaca, NY 14850
Telephone: 607-592-3119
E-mail: mrobertson@tom-pkins-co.org

Richard T. John (D - District 4)
502 East Seneca Street
Ithaca, NY 14850
Telephone: 607-256-9794
E-mail: rjohn@tom-pkins-co.org

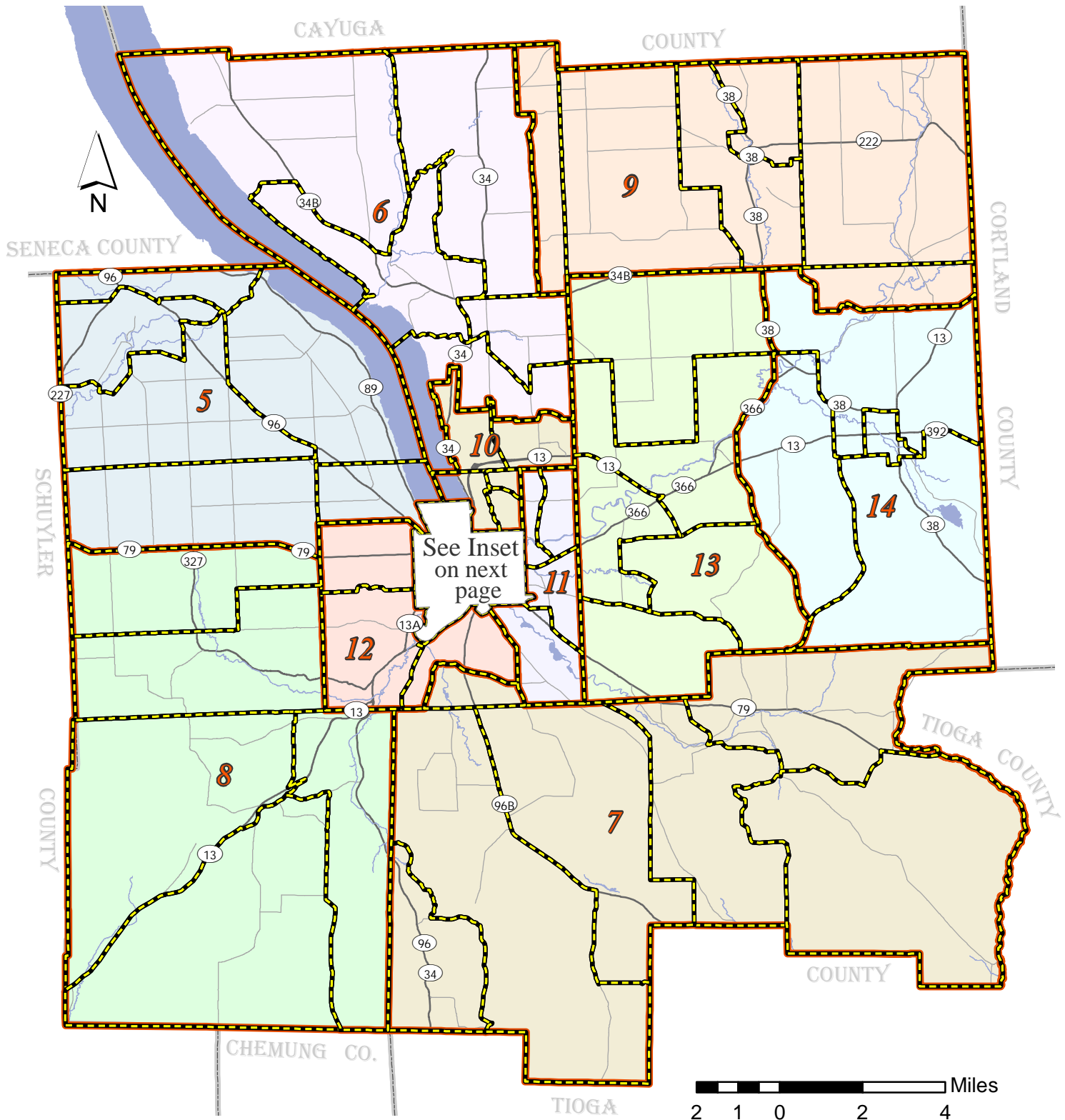
Glenn Morey (R - District 9)
720 South Main Street
Groton, New York 13073
Telephone: (607) 898-3292
E-mail: gmorey@tom-pkins-co.org

Michael E. Lane (D - District 14)
42 East Main Street
Dryden, NY 13053
Telephone: 607-844-8440
E-mail: mlane@tom-pkins-co.org

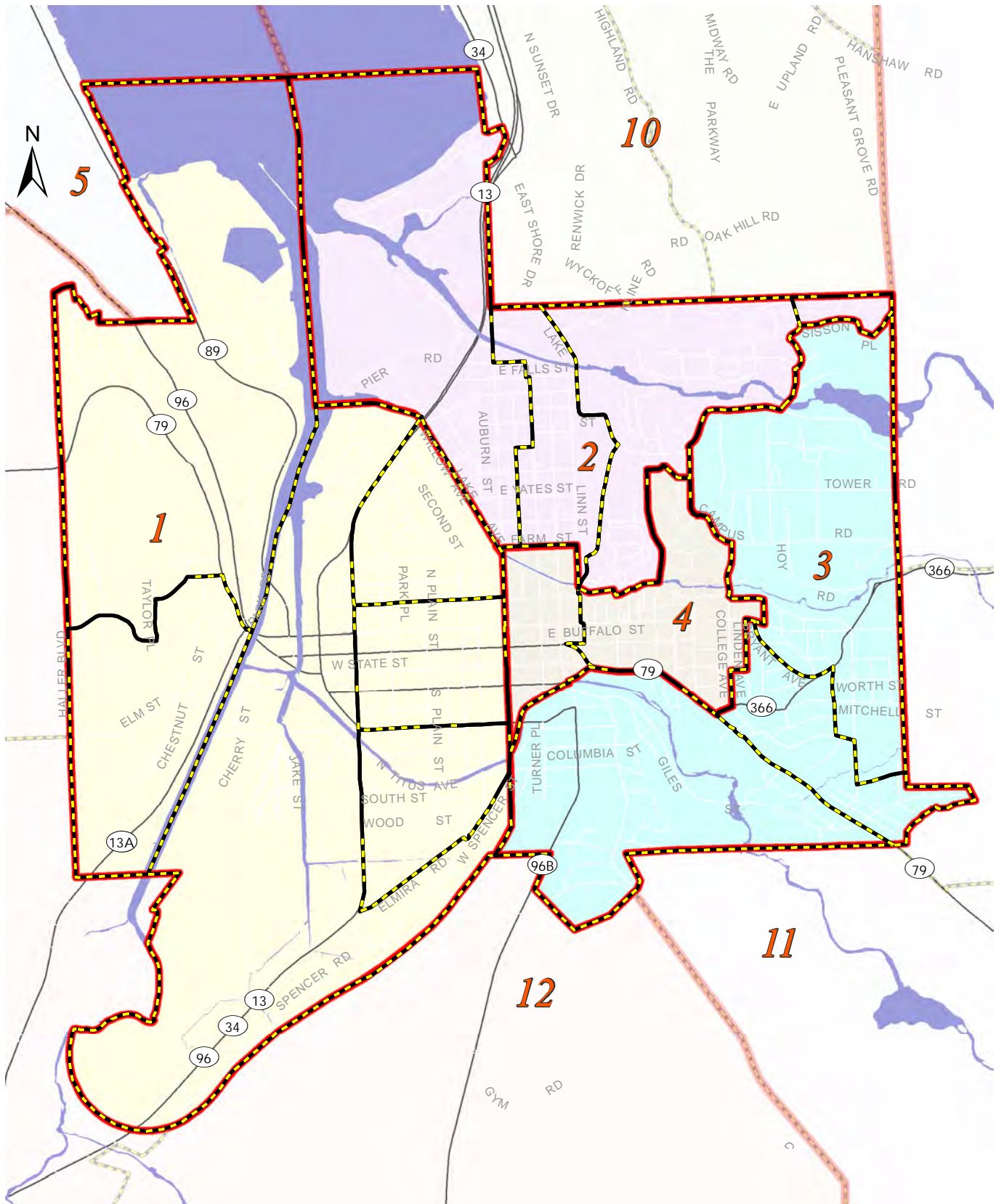
Anne Koreman (D - District 5)
4348 Swamp College Road
Trumansburg, NY 14886
Telephone: 607-319-3355
E-mail: akoreman@tom-pkins-co.org

Deborah Dawson (D - District 10)
51 Dart Drive
Ithaca, NY 14850
Telephone: 607-351-8689
E-mail: ddawson@tom-pkins-co.org

County Legislative District Map



County Legislative District Map City of Ithaca Detail



Tompkins County Department Contact List

Airport

Michael Hall
Airport Director
72 Brown Road
Ithaca, NY 14850
mshall@tom-pkins-co.org
www.flyithaca.com

County Attorney

Jonathan Wood
County Attorney
125 E. Court Street
Ithaca, NY 14850
jwood@tom-pkins-co.org
www.tom-pkinscountyny.gov/ctyattorney

Emergency Response

Brian Robison
Director
92 Brown Road
Ithaca, NY 14850
brobison@tom-pkins-co.org
www.tom-pkinscountyny.gov/doer

Assessment Department

Jay Franklin
Director
128 E. Buffalo Street
Ithaca, NY 14850
assessment@tom-pkins-co.org
www.tom-pkinscountyny.gov/assessment

County Clerk

Maureen Reynolds
County Clerk
320 N. Tioga Street
Ithaca, NY 14850
mreynolds@tom-pkins-co.org
www.tom-pkinscountyny.gov/cclerk

Facilities Department

Arel LeMaro
Director of Facilities
170 Bostwick Road
Ithaca, NY 14850
alemaro@tom-pkins-co.org
www.tom-pkinscountyny.gov/facilities

Assigned Counsel

Lance Salisbury
Supervising Attorney
171 E. Martin Luther King Jr. St.
Center Ithaca
Ithaca, NY 14850
lsalisbury@tom-pkins-co.org
www.tom-pkinscountyny.gov/ac

County Historian

Carol Kammen
County Historian
125 E. Court Street
Ithaca, NY 14850
ckk6@cornell.edu
www.tom-pkinscountyny.gov/historian

Finance Department

Rick Snyder
Finance Director
125 E. Court Street
Ithaca, NY 14850
rsnyder@tom-pkins-co.org
www.tom-pkinscountyny.gov/finance

Board of Elections

Stephen DeWitt (D)
Elizabeth Cree (R)
Elections Commissioners
128 E. Buffalo Street
Ithaca, NY 14850
ecree@tom-pkins-co.org
sdewitt@tom-pkins-co.org
www.tom-pkinscountyny.gov/boe

County Office for the Aging

Lisa Monroe
Director
214 W. Martin Luther King Jr. St.
Ithaca, NY 14850
lmunroe@tom-pkins-co.org
www.tom-pkinscountyny.gov/cofa

Health Department

Frank Kruppa
Public Health Director
55 Brown Road
Ithaca, NY 14850
fkruppa@tom-pkins-co.org
www.tom-pkinscountyny.gov/health

County Administration

Jason Molino
County Administrator
125 E. Court Street
Ithaca, NY 14850
jmolino@tom-pkins-co.org
www.tom-pkinscountyny.gov/ctyadmin

District Attorney

Matthew VanHoutten
District Attorney
320 N. Tioga St
Ithaca, NY 14850
MVH@tom-pkins-co.org
www.tom-pkinscountyny.gov/da

Highway Department

Jeffrey Smith
Director
170 Bostwick Road
Ithaca, NY 14850
jsmith@tom-pkins-co.org
www.tom-pkinscountyny.gov/highway

Human Resources

Commissioner
 125 E. Court Street
 Ithaca, NY 14850
hr@tom-pkins-co.org
www.tom-pkins-countyny.gov/personnel

Information Technology Services

Greg Potter
 Director
 128 E. Buffalo Street
 Ithaca, NY 14850
gpotter@tom-pkins-co.org
www.tom-pkins-countyny.gov/its

Insurance Reserve, Contracts, and Risk Management

Jackie Kippola
 125 E. Court Street
 Ithaca, NY 14850
jkippola@tom-pkins-co.org
www.tom-pkins-countyny.gov/ctyadmin/Risk

Ithaca-Tompkins County Transportation Council

Fernando De Aragon
 Director
 121 E. Court Street
 Ithaca, NY 14850
fdearagon@tom-pkins-co.org
www.tom-pkins-countyny.gov/itctc

Legislature

Cathy Covert
 Clerk of the Legislature
 121 E. Court St.
 Ithaca, NY 14850
ccovert@tom-pkins-co.org
www.tom-pkins-countyny.gov/legislature

Mental Health Department

Frank Kruppa
 Commissioner
 201 E. Green Street
 Ithaca, NY 14850
fkruppa@tom-pkins-co.org
www.tom-pkins-countyny.gov/mh

Office of Human Rights

Kenneth Clarke
 Interim Director
 120 W. Martin Luther King Jr. St.
 Ithaca, NY 14850
kclarke@tom-pkins-co.org
www.tom-pkins-countyny.gov/humanrights

Planning & Sustainability

Katie Borgella
 Commissioner
 121 E. Court Street
 Ithaca, NY 14850
planning@tom-pkins-co.org
www.tom-pkins-countyny.gov/planning

Probation and Community Justice Department

Patricia Buechel
 Director
 320 W. Martin Luther King Jr. St.
 Ithaca, NY 14850
pbuechel@tom-pkins-co.org
www.tom-pkins-countyny.gov/probation

Recycling & Materials Management

Barbara Eckstrom
 Director
 122 Commercial Avenue
 Ithaca, NY 14850
beckstrom@tom-pkins-co.org
www.recycletom-pkins.org

Sheriff's Office and Jail

Derek Osborne
 Sheriff
 779 Warren Road
 Ithaca, NY 14850
dosborne@tom-pkins-co.org
www.tom-pkins-countyny.gov/sheriff

Social Services Department

Kit Kephart
 Commissioner
 320 W. Martin Luther King Jr. St.
 Ithaca, NY 14850
kit.kephart@dfa.state.ny.us
www.tom-pkins-countyny.gov/dss

Tourism Promotion & Community Arts Partnership

Nick Helmholdt
 Tourism Planner
 121 E. Court Street
 Ithaca, NY 14850
nhelmholdt@tom-pkins-co.org
www.tom-pkins-countyny.gov/tourism

Veterans Services

William Clairborne, Jr.
 Director
 214 W. Martin Luther King Jr. St.
 Ithaca, NY 14850
JClairborne@tom-pkins-co.org
www.tom-pkins-countyny.gov/veteransservices

Weights and Measures

Donald F. Ellis, Jr.
 Director
 170 Bostwick Road
 Ithaca, NY 14850
dellis@tom-pkins-co.org
www.tom-pkins-countyny.gov/wm

Workforce Development Board

Julia Mattick
 Director
 401 E. Martin Luther King Jr. St.
 Suite 402B
 Ithaca, NY 14850
jmattick@tom-pkins-co.org
www.tom-pkins-countyny.gov/wfnny

Tompkins Workforce NY Career Center

Theresa Carlson
 Director
 171 E. Martin Luther King Jr St., Ste 241
 Ithaca, NY 14850
tcarlson@tom-pkins-co.org
www.tom-pkins-countyny.gov/wfnny

Youth Services Department Recreation Partnership

Kate Shanks-Booth
 Director
 320 W. Martin Luther King Jr. St.
 Ithaca, NY 14850
kshanks@tom-pkins-co.org
www.tom-pkins-countyny.gov/youth

Tompkins County Agency Contact List

Animal Control - SPCA (SPCA of Tompkins County)

Jim Bouderau
Executive Director
1640 Hanshaw Road
Ithaca, NY 14850
info@spcaonline.com
www.spcaonline.com

Child Development Council

Sue Dale-Hall
CEO
609 West Clinton Street
Ithaca, NY 14850
sue@childdevelopmentcouncil.org
www.childdevelopmentcouncil.org

Cooperative Extension

Ken Schlather
Executive Director
615 Willow Avenue
Ithaca, NY 14850
ks47@cornell.edu
www.cce.cornell.edu/tompkins

Finger Lakes Library System

Sarah Glogowski
Executive Director
1300 Dryden Road
Ithaca, NY 14850
sglogowski@flls.org
www.flls.org

Groton Public Library

Sara Knobel
Director
112 E. Cortland Street
Groton, NY 13073
director@grotonpubliclibrary.org
www.gpl.org

The History Center

Ben Sandberg
Executive Director
110 N. Tioga St.
Ithaca, NY 14850
director@thehistorycenter.net
www.TheHistoryCenter.net

Human Services Coalition/ HSC - Community Agencies

Kathy Schlather
Executive Director
171 E. Martin Luther King Jr St., #133
Ithaca, NY 14850
kschlather@hsctc.org
www.hsctc.org

Lansing Community Library

Susie Gutenberger
Director
27 Auburn Road
Lansing, NY 14882
info@lansinglibrary.org
www.lansinglibrary.org

Newfield Public Library

Tammy Kubinec
Director
198 Main Street
Newfield, NY 14867
newfieldpubliclibrary@yahoo.com
www.newfieldpubliclibrary.org

Opportunities, Alternatives, and Resources (OAR)

Deborah Dietrich
Executive Director
910 W. Martin Luther King Jr. St.
Ithaca, NY 14850
debsterdietrich@gmail.com
www.oartompkins.org

Soil & Water Conservation District

Jon Negley
District Manager
170 Bostwick Road
Ithaca, NY 14850
jnegley@tompkins-co.org
www.tcsxcd.org

Southworth Library (Dryden)

Diane Pamel
Director
24 W. Main Street
Dryden, NY 13053
southworth@twcny.rr.com
www.southworthlibrary.org

Tompkins Community Action

Lee Dillon
Executive Director
701 Spencer Road
Ithaca, NY 14850
lee.dillon@tcaction.org
www.tcaction.org

Tompkins Consolidated Area Transit

Scot Vanderpool
General Manager
737 Willow Avenue
Ithaca, NY 14850
information@tcatmail.com
www.tcatbus.com

Tompkins Cortland Community College

Orinthia T. Montague
President
170 North Street
Dryden, NY 13053
OTM@tompkinscortland.edu
www.sunytcce.edu

Tompkins County Area Development

Heather McDaniel
President
401 E. Martin Luther King Jr St.
Ithaca, NY 14850
heatherm@tcad.org
www.tcad.org

Tompkins County Public Library

Annette Birdsall
Director
101 E. Green Street
Ithaca, NY 14850
Abirdsall@tcpl.org
www.tcpl.org

Ulysses Philomathic Library

Ksana Broadwell
Director
74 E. Main Street
Trumansburg, NY 14886
director@trumansburglibrary.org
www.trumansburglibrary.org

2020 TOMPKINS COUNTY BUDGET OVERVIEW

Consolidated Budget by Category

Expenditures	2019	2020	Difference	
	Modified*	Recommended	\$	%
Salary and Wages	43,651,624	45,520,769	1,869,145	4.28
Overtime	1,003,788	904,930	-98,858	-9.85
Premium Pay	675,977	679,594	3,617	0.54
Fringe Benefits	21,877,010	22,321,696	444,686	2.03
Automotive Equipment	1,121,805	790,290	-331,515	-29.55
Highway Equipment	511,280	571,000	59,720	11.68
Other Capital Equip	728,939	846,535	117,596	16.13
Highway Materials	2,308,921	2,350,862	41,941	1.82
Vehicle Fuel and Maint	997,186	1,006,711	9,525	0.96
Other Supplies	1,127,117	1,209,369	82,252	7.30
Travel Training	616,535	643,275	26,740	4.34
Professional Services	7,309,286	7,467,016	157,730	2.16
Mandate - Asgn Counsel	2,020,000	2,020,000	0	0.00
Mandate - PreK and EI	5,651,060	6,443,711	792,651	14.03
Mandate - Econ Security	10,926,710	9,889,777	-1,036,933	-9.49
Mandate - Medicaid	11,786,299	11,786,299	0	0.00
Mandate - Child Care	8,536,853	8,363,655	-173,198	-2.03
Mandate-Inmate Boarding	141,582	103,348	-38,234	-27.00
Mandate - Inmate Medical	352,772	314,000	-38,772	-10.99
Mandate - Other	787,829	899,492	111,663	14.17
All Other Contr. Svcs	6,868,956	6,939,753	70,797	1.03
Program Expense**	26,799,520	27,519,524	720,004	2.69
Maintenance	768,442	683,220	-85,222	-11.09
Utilities	1,458,593	1,376,501	-82,092	-5.63
Rent	495,422	502,275	6,853	1.38
Other	6,234,111	6,993,371	759,260	12.18
Contrib to SP Agencies	16,325,695	17,872,770	1,547,075	9.48
Other Finance***	8,886,070	7,091,460	-1,794,610	-20.20
Pending Leg. Initiatives	287,000	0	-287,000	-100.00
Total Expenditures	190,256,382	193,111,203	2,854,821	1.50
Revenues				
Federal Aid	19,078,690	19,887,597	808,907	4.24
State Aid**	37,818,847	38,135,051	316,204	0.84
Local Revenues***	15,348,264	16,220,574	872,310	5.68
Other Revenues	12,426,532	12,293,704	-132,828	-1.07
Interfund Transf & Rev	13,101,187	13,561,787	460,600	3.52
Use of Fund Balance	0	363,260	363,260	
Total Revenues	97,773,520	100,461,973	2,688,453	2.75
Net Local	92,482,862	92,649,230	166,368	0.18
Sales Tax and Unallocated Revenue	37,960,420	39,455,637	1,495,217	3.94
Property Tax Levy	49,898,306	51,276,199	1,377,893	2.76
Use of Reserves	4,365,756	1,804,628	-2,561,128	-58.66
Applied Rollover (Rev.)	258,380	112,766	-145,614	-56.36
Property Tax Rate	6.41	6.31	-0.10	-1.57
County Property Taxes on Median-valued Home****	1,187	1,200	12.88	1.09
Tompkins County Taxable Base*****	7,779,114,682	8,121,829,586	342,714,904	4.41

* 2019 Modified budget dollar amounts downloaded from County's Financial System on June 6, 2019.

** Adjusted to Exclude Pass Through for "Raise The Age (RTA) Gap Funding."

*** Adjusted to Exclude Distribution of Sales Tax Pass Through to municipalities.

**** Median home value of \$185,000 applied in 2019 calculations and \$190,000 applied in 2020 calculations.

***** Taxable Base value current as of July 30, 2019.

2020 Budget - Local Dollars - Target, Requests, and Recommended

Department	Target	OTR Requested	OTR Recommended
Airport	0	0	0
Animal Control - SPCA	37,189	0	0
Assessment Department	1,173,508	0	0
Assigned Counsel	2,032,667	82,068	82,068
Board of Elections	813,500	195,088	195,088
Capital Program	6,749,350	124,746	124,746
Child Development Council	0	0	0
Contingent Fund	900,000	0	0
Cornell Cooperative Extension	752,985	107,000	46,000
County Administration	1,098,729	384,414	384,414
County Attorney	442,680	0	0
County Clerk	508,382	49,046	49,046
County Historian	0	5,000	5,000
County Office for the Aging	1,034,619	0	0
Debt Service Fund	0	0	0
District Attorney	1,808,423	170,373	170,373
Emergency Response Department	3,233,284	141,154	141,154
Facilities Department	4,245,007	133,000	133,000
Finance Department	1,058,784	16,745	16,745
Health Department	6,051,270	0	0
Highway Department	0	0	0
Highway Machinery	0	64,000	64,000
History Center in Tompkins County	188,227	15,000	10,000
Human Resources, Department of	1,228,909	0	0
Human Rights, Office of	334,762	0	0
Human Services Coalition - Community Agencies	852,464	401,393	312,000
Human Services Coalition of Tompkins County	473,607	64,000	14,000
Information Technology Services	1,695,511	70,155	70,155
Insurance Reserve	527,211	0	0
Interfund Distribution	5,928,969	197,065	197,065
Ithaca-Tompkins Co. Transportation Council	0	0	0
Legislature & Clerk of the Legislature	835,573	84,855	84,855
Memorial Celebrations	7,500	0	0
Mental Health Department	2,220,545	43,456	43,456
Outside Colleges	440,000	0	0
Planning and Sustainability, Department of	945,189	96,310	86,310
Probation and Community Justice	3,098,778	6,400	6,400
Recycling and Materials Management, Department of	0	0	0
Rural Library Services	194,087	0	0
Sales Tax Distribution	0	0	0
Sheriff's Office	5,485,244	245,881	245,881
Sheriff's Office - Jail	5,547,862	-45,561	-45,561
Social Services Department	20,324,751	70,510	70,510
Soil & Water Conservation District	251,913	165,000	0
Tompkins Center for History & Culture	0	0	0
Tompkins Community Action	257,317	57,937	39,350
Tompkins Consolidated Area Transit	960,731	0	0
Tompkins Cortland Community College	3,125,045	80,000	80,000
Tompkins County Area Development	127,709	40,000	40,000
Tompkins County Public Library	3,691,126	0	0
Tourism Promotion	0	0	0
Transportation Planning	111,193	0	0
Unallocated Revenues	-41,940,447	0	0
Veterans Service Agency	120,776	0	0
Weights & Measures Department	117,607	37,165	37,165
Workforce Development Board	0	0	0
Workforce NY Career Center	0	0	0
Youth Services Department	1,189,273	22,446	22,446
Youth Services Recreation Partnership	73,352	0	0
Totals	50,355,161	3,124,646	2,725,666

Summary of Over Target Requests

Assigned Counsel

OTR # 23 **Priority** 1 Making Supervising Attorney Position Full-Time

	Account	Requested	Recommended
1170	51000275 SUPERVISING ATTRNY	55,504 One-time	55,504 One-time
1170	58800 FRINGES	26,564 One-time	26,564 One-time
	Local Share	82,068	82,068

OTR # 78 **Priority** 2 New Position - Data Collector, Indigent Defense

	Account	Requested	Recommended
1170	51000651 DATA OFFICER INDIGT	38,502 Target	38,502 Target
1170	58800 FRINGES	18,427 Target	18,427 Target
1170	43089 OTHER STATE AID	-56,929 Target	-56,929 Target
	Local Share	0	0
Total of Assigned Counsel OTRs		82,068	82,068

Board of Elections

OTR # 89 Priority 1 One-time Funding for 2020 Elections

		Account	Requested		Recommended
1450	54400	PROGRAM EXPENSE	31,222	One-time	31,222 One-time
1450	51000075	VOTING MACH TECH	10,000	One-time	10,000 One-time
1450	51000503	CLERK	27,187	One-time	27,187 One-time
1450	51000793	SEN VOTG MAC TEC	50,456	One-time	50,456 One-time
1450	58800	FRINGES	41,946	One-time	41,946 One-time
1450	54400	PROGRAM EXPENSE	12,388	Rollover	12,388 Rollover
1450	41084	USE OF ROLLOVER	-12,388	Rollover	-12,388 Rollover
Local Share			160,811		160,811

OTR # 90 Priority 2 Target Funding for Early Voting and Extended Hours

		Account	Requested		Recommended
1450	54400	PROGRAM EXPENSE	16,720	Target	16,720 Target
1450	51000503	CLERK	9,064	Target	9,064 Target
1450	58800	FRINGES	4,338	Target	4,338 Target
Local Share			30,122		30,122

OTR # 5 Priority 3 NTS Voter Database Software Contract Increase

		Account	Requested		Recommended
1450	54425	SERVICE CONTRACTS	4,155	Target	4,155 Target
Local Share			4,155		4,155

Total of Board of Elections OTRs 195,088 195,088

Capital Program

OTR # 95 Priority 1 Net-zero Emissions by 2035

		Account	Requested		Recommended
9961	54400	PROGRAM EXPENSE	124,746	Target	124,746 Target
Local Share			124,746		124,746

Total of Capital Program OTRs 124,746 124,746

Cornell Cooperative Extension

OTR # 59	Priority 1	OEM Continuation	
2981	54400	Account PROGRAM EXPENSE	Requested 30,000 One-time
			Recommended 30,000 One-time
		Local Share	30,000
OTR # 62	Priority 2	Graduate Student Consulting/Internship Program	
2981	54400	Account PROGRAM EXPENSE	Requested 16,000 One-time
			Recommended 11,000 One-time
		Local Share	16,000
OTR # 60	Priority 3	Strategic Planning	
2981	54400	Account PROGRAM EXPENSE	Requested 18,000 One-time
			Recommended 0 One-time
		Local Share	18,000
OTR # 61	Priority 4	Urban Outreach "Bridge" funding	
2981	54400	Account PROGRAM EXPENSE	Requested 18,000 One-time
			Recommended 0 One-time
		Local Share	18,000
OTR # 63	Priority 5	Ag District Review	
2981	54400	Account PROGRAM EXPENSE	Requested 5,000 One-time
			Recommended 5,000 One-time
		Local Share	5,000
OTR # 64	Priority 6	Tompkins County Food System Planning	
2981	54400	Account PROGRAM EXPENSE	Requested 20,000 One-time
			Recommended 0 One-time
		Local Share	20,000
Total of Cornell Cooperative Extension OTRs			107,000
			46,000

County Administration

OTR # 82 **Priority** 1 Chief Equity and Diversity Officer

		Account	Requested		Recommended	
1230	51000	REGULAR PAY	83,867	One-time	83,867	One-time
1230	58800	FRINGES	40,139	One-time	40,139	One-time
1230	54412	TRAVEL/TRAINING	2,500	One-time	2,500	One-time
1230	54303	OFFICE SUPPLIES	1,000	One-time	1,000	One-time
1230	52206	COMPUTER EQUIPMENT	2,500	One-time	2,500	One-time
1230	52230	COMPUTER SOFTWARE	400	One-time	400	One-time
1230	52214	OFFICE FURNISHINGS	2,000	One-time	2,000	One-time
1230	54416	MEMBERSHIP DUES	1,000	One-time	1,000	One-time
Local Share			133,406		133,406	

OTR # 1 **Priority** 2 Management Fellows Program

		Account	Requested		Recommended	
1230	51000221	MANAGEMENT FELLOW	46,083	One-time	46,083	One-time
1230	58800	FRINGES	22,056	One-time	22,056	One-time
1230	54412	TRAVEL/TRAINING	2,000	One-time	2,000	One-time
Local Share			70,139		70,139	

OTR # 6 **Priority** 3 Continue Funding for Performance Measurement and Criminal Justice Coordination

		Account	Requested		Recommended	
1232	51000199	CRIMINAL JUSTICE	76,484	One-time	76,484	One-time
1232	58800	FRINGES	36,845	One-time	36,845	One-time
1232	54412	TRAVEL/TRAINING	1,500	One-time	1,500	One-time
1232	51600	LONGEVITY	500	One-time	500	One-time
1232	54414	LOCAL MILEAGE	400	One-time	400	One-time
1232	54400	PROGRAM EXPENSE	800	One-time	800	One-time
1230	54442	PROFESSIONAL SERVICES	6,000	One-time	6,000	One-time
1230	54425	SERVICE CONTRACTS	14,400	One-time	14,400	One-time
Local Share			136,929		136,929	

OTR # 46 **Priority** 4 Target funding increase for COW Program

		Account	Requested		Recommended	
1230	54442	PROFESSIONAL SERVICES	40,000	Target	40,000	Target
Local Share			40,000		40,000	

OTR # 14 **Priority** 5 Countywide Chamber of Commerce Membership

		Account	Requested		Recommended	
1230	54416	MEMBERSHIP DUES	1,800	Target	1,800	Target
Local Share			1,800		1,800	

OTR # 45 Priority 6 Increased Maint. Cost of Leg. Broadcast Equip.

		Account	Requested	Recommended
1988	54425	SERVICE CONTRACTS	2,140 Target	2,140 Target
		Local Share	2,140	2,140
Total of County Administration OTRs			384,414	384,414

County Clerk

OTR # 16 Priority 1 QuickFields Agent - Laserfiche

		Account	Requested	Recommended
1410	52230	COMPUTER SOFTWARE	18,300 One-time	18,300 One-time
		Local Share	18,300	18,300

OTR # 96 Priority 1 Succession Planning for Deputy Clerk DMV

		Account	Requested	Recommended
1411	51000210	MOT. VEH. BUR. SUPR.	20,794 One-time	20,794 One-time
1411	58800	FRINGES	9,952 One-time	9,952 One-time
		Local Share	30,746	30,746
Total of County Clerk OTRs			49,046	49,046

County Historian

OTR # 67 Priority 1 Fund Implementation of Historical Commission Recommendations

		Account	Requested	Recommended
7520	54400	PROGRAM EXPENSE	5,000 One-time	5,000 One-time
		Local Share	5,000	5,000
Total of County Historian OTRs			5,000	5,000

District Attorney

OTR # 17 Priority 1 Additional Paralegal

Account		Requested	Recommended
1165	51000356 SEC/PARA AID TO DA	53,112 Target	53,112 Target
1165	58800 FRINGES	25,419 Target	25,419 Target
Local Share		78,531	78,531

OTR # 53 Priority 2 Additional Confidential Investigator

Account		Requested	Recommended
1165	51000203 CONFIDENTIAL	56,609 Target	56,609 Target
1165	58800 FRINGES	27,093 Target	27,093 Target
Local Share		83,702	83,702

OTR # 84 Priority 3 Additional Digital Storage Contract

Account		Requested	Recommended
1165	54425 SERVICE CONTRACTS	2,640 Target	2,640 Target
Local Share		2,640	2,640

OTR # 18 Priority 4 Office Supplies

Account		Requested	Recommended
1165	54303 OFFICE SUPPLIES	3,500 Target	3,500 One-time
Local Share		3,500	3,500

OTR # 19 Priority 5 Postage

Account		Requested	Recommended
1165	54452 POSTAGE	2,000 Target	2,000 One-time
Local Share		2,000	2,000

Total of District Attorney OTRs	170,373	170,373
--	----------------	----------------

Emergency Response Department

OTR # 56 Priority 1 One-Time - Project Manager

		Account	Requested	Recommended
3410	51000	REGULAR PAY	69,551 One-time	69,551 One-time
3410	58800	FRINGES	33,287 One-time	33,287 One-time
Local Share			102,838	102,838

OTR # 74 Priority 2 Service Contracts Increase

		Account	Requested	Recommended
3411	54425	SERVICE CONTRACTS	38,316 Target	38,316 Target
Local Share			38,316	38,316

Total of Emergency Response Department OTRs 141,154 141,154

Facilities Department

OTR # 69	Priority 1	HVAC Maintenance Van			
1620	52231	Account VEHICLES		Requested 39,000	One-time
				Recommended 39,000	One-time
		Local Share		39,000	39,000
OTR # 68	Priority 2	Zero-Turn Mower			
1620	52220	Account DEPARTMENTAL		Requested 14,000	One-time
				Recommended 14,000	One-time
		Local Share		14,000	14,000
OTR # 70	Priority 3	Facilities Vehicle			
1620	52231	Account VEHICLES		Requested 29,000	One-time
				Recommended 29,000	One-time
		Local Share		29,000	29,000
OTR # 71	Priority 4	Facilities Vehicle 2			
1620	52231	Account VEHICLES		Requested 29,000	One-time
				Recommended 29,000	One-time
		Local Share		29,000	29,000
OTR # 72	Priority 5	19 ft. Genie Scissor Lift			
1620	52220	Account DEPARTMENTAL		Requested 15,000	One-time
				Recommended 15,000	One-time
		Local Share		15,000	15,000
OTR # 73	Priority 6	Walk Behind floor scrubber			
1620	52220	Account DEPARTMENTAL		Requested 7,000	One-time
				Recommended 7,000	One-time
		Local Share		7,000	7,000
Total of Facilities Department OTRs				133,000	133,000

Finance Department

OTR # 20 Priority 1 Staffing for Retirement

Account			Requested		Recommended
1310	51000267	TREASURY MANAGER	7,000	Rollover	7,000 Rollover
1310	58800	FRINGES	3,350	Rollover	3,350 Rollover
1310	41084	USE OF ROLLOVER	-10,350	Rollover	-10,350 Rollover
Local Share			0		0

OTR # 28 Priority 2 Staffing to 40hrs

Account			Requested		Recommended
1315	51000334	PRIN ACCT CLK TYP	6,485	Target	6,485 Target
1315	51000318	ACCT CLERK/TYPIST	4,840	Target	4,840 Target
1315	58800	FRINGES	5,420	Target	5,420 Target
Local Share			16,745		16,745

OTR # 3 Priority 3 P-Card Module

Account			Requested		Recommended
1315	52230	COMPUTER SOFTWARE	25,000	Rollover	25,000 Rollover
1315	41084	USE OF ROLLOVER	-25,000	Rollover	-25,000 Rollover
Local Share			0		0

Total of Finance Department OTRs 16,745 16,745

Highway Department

OTR # 51 Priority 3 Pubic Works Apprenticeship Program

Account			Requested		Recommended
5110	51000049	PROJECT ASSISTANT	120,000	One-time	120,000 One-time
5110	42797	OTHER LOCAL GOVT	-88,000	One-time	-88,000 One-time
5110	58800	FRINGES	12,000	One-time	12,000 One-time
5110	42801	INTERFUND REVENUES	-44,000	One-time	-44,000 One-time
Local Share			0		0

Total of Highway Department OTRs 0 0

Highway Machinery

OTR # 48 Priority 1 Replace 4 Pickup Trucks

		Account	Requested	Recommended
5130	52231	VEHICLES	164,000 One-time	164,000 One-time
5130	42665	SALE OF EQUIPMENT	-100,000 One-time	-100,000 One-time
Local Share			64,000	64,000

OTR # 49 Priority 2 Replace Road Side Mower using Target Funding

		Account	Requested	Recommended
5130	52233	HIGHWAY EQUIPMENT	100,000 Target	100,000 Target
5130	45037	INTERFUND(DM)	-100,000 Target	-100,000 Target
Local Share			0	0
Total of Highway Machinery OTRs			64,000	64,000

History Center in Tompkins County

OTR # 29 Priority 1 Off site storage

		Account	Requested	Recommended
7510	54400	PROGRAM EXPENSE	10,000 Target	10,000 One-time
Local Share			10,000	10,000

OTR # 15 Priority 2 TCHC Leadership

		Account	Requested	Recommended
7510	54400	PROGRAM EXPENSE	5,000 One-time	0 One-time
Local Share			5,000	0
Total of History Center in Tompkins County OTRs			15,000	10,000

Human Services Coalition - Community Agencies

OTR #	35	Priority	1	LawNY Early Intervention Homelessness Prevention				
		Account			Requested		Recommended	
6305	54400	PROGRAM EXPENSE			40,000	One-time	40,000	One-time
		Local Share			40,000		40,000	
OTR #	43	Priority	1	College Initiative Upstate				
		Account			Requested		Recommended	
6315	54400	PROGRAM EXPENSE			110,000	Target	110,000	One-time
		Local Share			110,000		110,000	
OTR #	36	Priority	2	Child Development Council Building Access to Child Care				
		Account			Requested		Recommended	
6305	54400	PROGRAM EXPENSE			51,393	One-time	50,000	One-time
		Local Share			51,393		50,000	
OTR #	41	Priority	2	Parolee/Housing Case Manager				
		Account			Requested		Recommended	
6315	54400	PROGRAM EXPENSE			50,000	One-time	50,000	One-time
		Local Share			50,000		50,000	
OTR #	34	Priority	3	LawNY Reentry Project				
		Account			Requested		Recommended	
6305	54400	PROGRAM EXPENSE			25,000	One-time	25,000	One-time
		Local Share			25,000		25,000	
OTR #	44	Priority	3	Endeavor House Case Management				
		Account			Requested		Recommended	
6315	54400	PROGRAM EXPENSE			18,000	One-time	0	One-time
		Local Share			18,000		0	
OTR #	39	Priority	4	Continuum of Care Efforts to End Homelessness				
		Account			Requested		Recommended	
6305	54400	PROGRAM EXPENSE			50,000	Target	0	Target
		Local Share			50,000		0	
OTR #	42	Priority	4	Executive Director Transition				
		Account			Requested		Recommended	
6315	54400	PROGRAM EXPENSE			12,000	One-time	12,000	One-time
		Local Share			12,000		12,000	

OTR #	38	Priority	5	Southside Community Center			
		Account		Requested		Recommended	
6305	54400	PROGRAM EXPENSE		10,000	One-time	0	One-time
		Local Share		10,000		0	
OTR #	37	Priority	6	The Reach Project Dental Care Services			
		Account		Requested		Recommended	
6305	54400	PROGRAM EXPENSE		10,000	One-time	0	One-time
		Local Share		10,000		0	
OTR #	40	Priority	7	Contingency for Agencies for Capacity, Program, Emergencies			
		Account		Requested		Recommended	
6305	54400	PROGRAM EXPENSE		25,000	One-time	25,000	One-time
		Local Share		25,000		25,000	
Total of Human Services Coalition - Community				401,393		312,000	

Human Services Coalition of Tompkins County

OTR #	47	Priority	1	Planning & Coordination Rent Increase			
		Account		Requested		Recommended	
6308	54400	PROGRAM EXPENSE		14,000	Target	14,000	Target
		Local Share		14,000		14,000	
OTR #	50	Priority	2	Landlord Liaison			
		Account		Requested		Recommended	
6308	54400	PROGRAM EXPENSE		50,000	One-time	0	One-time
		Local Share		50,000		0	
Total of Human Services Coalition of Tompkins				64,000		14,000	

Information Technology Services

OTR # 30 **Priority** 1 Census 2020 Reapportionment Software

		Account	Requested	Recommended
1683	54425	SERVICE CONTRACTS	4,500 Rollover	4,500 Rollover
1680	41084	USE OF ROLLOVER	-4,500 Rollover	-4,500 Rollover
Local Share			0	0

OTR # 33 **Priority** 2 Succession Planning

		Account	Requested	Recommended
1680	51000738	NET/SYSTEMS/ADMIN	36,571 One-time	36,571 One-time
1680	58800	FRINGES	18,234 One-time	18,234 One-time
1680	51000738	NET/SYSTEMS/ADMIN	1,528 Rollover	1,528 Rollover
1680	41084	USE OF ROLLOVER	-1,528 Rollover	-1,528 Rollover
Local Share			54,805	54,805

OTR # 31 **Priority** 3 Data Conversion Software

		Account	Requested	Recommended
1683	54425	SERVICE CONTRACTS	2,750 One-time	2,750 One-time
1683	54425	SERVICE CONTRACTS	600 Target	600 Target
Local Share			3,350	3,350

OTR # 32 **Priority** 4 County Website Analysis - Siteimprove

		Account	Requested	Recommended
1683	54425	SERVICE CONTRACTS	12,000 Target	12,000 One-time
Local Share			12,000	12,000

Total of Information Technology Services OTRs			70,155	70,155
--	--	--	--------	--------

Interfund Distribution

OTR #	85	Priority	1	Fund Public Works Apprenticeship Program in Highway Dept.			
		Account		Requested		Recommended	
9522	54400	PROGRAM EXPENSE		44,000	One-time	44,000	One-time
				Local Share		44,000	
OTR #	88	Priority	1	Fund Deputy Workforce Development Director Position			
		Account		Requested		Recommended	
9502	54400	PROGRAM EXPENSE		53,065	Target	53,065	Target
				Local Share		53,065	
OTR #	97	Priority	2	Target Funding for Highway Equipment Purchase			
		Account		Requested		Recommended	
9509	54400	PROGRAM EXPENSE		100,000	Target	100,000	Target
				Local Share		100,000	
Total of Interfund Distribution OTRs				197,065		197,065	

Legislature & Clerk of the Legislature

OTR #	13	Priority	1	Creation of Position - Succession Planning			
		Account		Requested		Recommended	
1040	41084	USE OF ROLLOVER		-7,000	Rollover	-7,000	Rollover
1040	52206	COMPUTER EQUIPMENT		4,500	Rollover	4,500	Rollover
1040	52214	OFFICE FURNISHINGS		2,500	Rollover	2,500	Rollover
1040	51000731	ADMIN COMPUTER ASST		55,833	Target	55,833	One-time
1040	58800	FRINGES		26,722	Target	26,722	One-time
				Local Share		82,555	
OTR #	75	Priority	1	National Association of Counties Membership			
		Account		Requested		Recommended	
1920	54416	MEMBERSHIP DUES		2,300	One-time	2,300	One-time
				Local Share		2,300	
Total of Legislature & Clerk of the Legislature OTRs				84,855		84,855	

Mental Health Department

OTR # 77 Priority 1 Wellness Court Coordinator

Account			Requested	Recommended
4310	51000561	MH COURT RESOURCE	46,298 One-time	46,298 One-time
4310	42797	OTHER LOCAL GOVT	-25,000 One-time	-25,000 One-time
4310	58800	FRINGES	22,158 One-time	22,158 One-time
Local Share			43,456	43,456
Total of Mental Health Department OTRs			43,456	43,456

Planning and Sustainability, Department of

OTR # 24 Priority 1 Business Energy Advisors Program

Account			Requested	Recommended
8020	42070	CONTRIB FR PRIV	-35,000 One-time	-35,000 One-time
8020	43959	STATE AID PLANNING	-55,000 One-time	-55,000 One-time
8020	54442	PROFESSIONAL SERVICES	35,000 One-time	35,000 One-time
8020	51000679	SR PLANNER-ENERGY	62,962 Target	62,962 Target
8020	58800	FRINGES	30,133 Target	30,133 Target
8020	54400	PROGRAM EXPENSE	1,815 Target	1,815 Target
8020	54442	PROFESSIONAL SERVICES	6,400 Target	6,400 Target
Local Share			46,310	46,310

OTR # 25 Priority 2 Municipal Housing Affordability and Infrastructure Grant Program

Account			Requested	Recommended
8020	54400	PROGRAM EXPENSE	30,000 One-time	30,000 One-time
8020	41084	USE OF ROLLOVER	-20,000 Rollover	-20,000 Rollover
8020	54400	PROGRAM EXPENSE	20,000 Rollover	20,000 Rollover
Local Share			30,000	30,000

OTR # 26 Priority 3 Southern Tier 8 Membership Dues

Account			Requested	Recommended
8020	54416	MEMBERSHIP DUES	10,000 One-time	10,000 One-time
Local Share			10,000	10,000

OTR # 27 Priority 4 Advisory Board Priorities

Account			Requested	Recommended
8020	54330	PRINTING	2,000 One-time	0 One-time
8020	54400	PROGRAM EXPENSE	8,000 One-time	0 One-time
Local Share			10,000	0

Total of Planning and Sustainability, Department of 96,310 86,310

Probation and Community Justice

OTR #	95	Priority	1	Local Target Funding for SCRAM Bracelets			
		Account		Requested		Recommended	
3142	54442	PROFESSIONAL SERVICES		11,000	Target	11,000	Target
3142	43389	OTHER PUBLIC SAFETY		-4,600	Target	-4,600	Target
				<hr/>			
				Local Share	6,400	6,400	
				<hr/>			
Total of Probation and Community Justice OTRs				6,400		6,400	

Sheriff's Office

OTR # 65 Priority 1 Restructure the STOP DWI Program

Account		Requested	Recommended
4250	51000342 VICTIM & RECOVERY SP	58,840 Target	58,840 Target
4250	58800 FRINGES	28,998 Target	28,998 Target
4250	51600 LONGEVITY	1,750 Target	1,750 Target
Local Share		89,588	89,588

OTR # 91 Priority 1 Target Increase to Add Additional Deputy (Part 1)

Account		Requested	Recommended
3113	51200412 SGT-DEPUTY SHERIFF	-4,950 Target	-4,950 Target
3113	51200413 CRIM. INVESTIGATOR	-1,800 Target	-1,800 Target
3113	51200417 SR. CRIM. INVEST.	-1,200 Target	-1,200 Target
3113	51200419 DEPUTY SHERIFF	-8,500 Target	-8,500 Target
3113	51200428 LIEUTENANT DEPUTY	-510 Target	-510 Target
3113	58800 FRINGES	23,032 Target	23,032 Target
3110	51200428 LIEUTENANT DEPUTY	-510 Target	-510 Target
3110	58800 FRINGES	-244 Target	-244 Target
3113	52220 DEPARTMENTAL	-11,340 Target	-11,340 Target
3113	54412 TRAVEL/TRAINING	-3,000 Target	-3,000 Target
3110	54412 TRAVEL/TRAINING	-1,000 Target	-1,000 Target
3113	51000419 DEPUTY SHERIFF	65,083 Target	65,083 Target
Local Share		55,061	55,061

OTR # 93 Priority 2 Target Funding for 2nd Additional Deputy

Account		Requested	Recommended
3113	51000419 DEPUTY SHERIFF	65,083 Target	65,083 Target
3113	58800 FRINGES	31,149 Target	31,149 Target
Local Share		96,232	96,232

OTR # 83 Priority 3 Road Patrol Bulletproof Vests

Account		Requested	Recommended
3113	52220 DEPARTMENTAL	5,000 Target	5,000 Target
Local Share		5,000	5,000

Total of Sheriff's Office OTRs 245,881 245,881

Sheriff's Office - Jail

OTR #	79	Priority	1	Electronic Medication Administration Record Module			
		Account		Requested		Recommended	
3150	54425	SERVICE CONTRACTS		4,500	Target	4,500	Target
		Local Share		4,500		4,500	
OTR #	80	Priority	2	Bulletproof Vest for Transport Duties			
		Account		Requested		Recommended	
3150	52220	DEPARTMENTAL		5,000	Target	5,000	Target
		Local Share		5,000		5,000	
OTR #	92	Priority	3	Increase Fiscal Target for Additional Deputy (Part 2)			
		Account		Requested		Recommended	
3150	51200411	CORRECTIONS SGT		-11,413	Target	-11,413	Target
3150	58800	FRINGES		-5,462	Target	-5,462	Target
3150	54412	TRAVEL/TRAINING		-1,534	Target	-1,534	Target
3151	54469	BOARDING OF		-36,652	Target	-36,652	Target
		Local Share		-55,061		-55,061	
		Total of Sheriff's Office - Jail OTRs		-45,561		-45,561	

Social Services Department

OTR # 76	Priority 1	HSB Security Risk Assessment		
	Account	Requested	Recommended	
6010 54442	PROFESSIONAL SERVICES	8,300 One-time	8,300 One-time	
Local Share		8,300	8,300	
OTR # 58	Priority 2	STEHP program - local expansion		
	Account	Requested	Recommended	
6010 54400	PROGRAM EXPENSE	42,000 One-time	42,000 One-time	
Local Share		42,000	42,000	
OTR # 81	Priority 3	Caseworker for increasing "Representative Payee" caseload		
	Account	Requested	Recommended	
6010 43601	MEDICAL ASSISTANCE	35 One-time	35 One-time	
6010 51200562	CASEWORKER	27,546 One-time	27,546 One-time	
6010 43610	DSS ADM	-16,958 One-time	-16,958 One-time	
6010 44601	MEDICAL ASSISTANCE	34 One-time	34 One-time	
6010 44610	DSS ADM	134 One-time	134 One-time	
6010 44611	FOOD STAMPS	300 One-time	300 One-time	
6010 44619	CHILD CARE	-4,065 One-time	-4,065 One-time	
6010 58800	FRINGES	13,184 One-time	13,184 One-time	
Local Share		20,210	20,210	
Total of Social Services Department OTRs		70,510	70,510	

Soil & Water Conservation District

OTR # 52	Priority 1	Water Resource Engineer		
	Account	Requested	Recommended	
8730 54400	PROGRAM EXPENSE	130,000 Target	0 Target	
Local Share		130,000	0	
OTR # 54	Priority 2	Agricultural Conservation Technician/Outreach Coordinator		
	Account	Requested	Recommended	
8730 54400	PROGRAM EXPENSE	35,000 Target	0 Target	
Local Share		35,000	0	
Total of Soil & Water Conservation District OTRs		165,000	0	

Tompkins Community Action

OTR #	21	Priority	1	Amici House		
		Account		Requested		Recommended
6307	54442	PROFESSIONAL SERVICES		57,937	One-time	39,350 One-time
				Local Share	57,937	39,350
Total of Tompkins Community Action OTRs				57,937		39,350

Tompkins Cortland Community College

OTR #	66	Priority	1	Support TC3 Bus Intel & Data Analytics Project		
		Account		Requested		Recommended
2495	54400	PROGRAM EXPENSE		80,000	One-time	80,000 One-time
				Local Share	80,000	80,000
Total of Tompkins Cortland Community College				80,000		80,000

Tompkins County Area Development

OTR #	55	Priority	1	Water and Sewer Infrastructure Study Update		
		Account		Requested		Recommended
6420	54442	PROFESSIONAL SERVICES		40,000	One-time	40,000 One-time
				Local Share	40,000	40,000
Total of Tompkins County Area Development OTRs				40,000		40,000

Weights & Measures Department

OTR #	7	Priority	1	New Inspectors Training		
		Account		Requested		Recommended
3630	51000727	WGTS & MEAS		25,135	One-time	25,135 One-time
3630	58800	FRINGES		12,030	One-time	12,030 One-time
				Local Share	37,165	37,165
Total of Weights & Measures Department OTRs				37,165		37,165

Workforce Development Board

OTR # 57 Priority 1 Add Deputy Workforce Development Director position

Account			Requested		Recommended	
6290	51000251	DEPUTY WORKFORCE	35,889	Target	35,889	Target
6290	58800	FRINGES	17,176	Target	17,176	Target
6290	42801	INTERFUND REVENUES	-53,065	Target	-53,065	Target
<hr/>			Local Share		0	
<hr/>			Total of Workforce Development Board OTRs		0	

Youth Services Department

OTR #	8	Priority	1	COLA for Contractors of Youth Services			
		Account		Requested		Recommended	
7022	54400	PROGRAM EXPENSE		7,786	Target	7,786	Target
7026	54400	PROGRAM EXPENSE		6,860	Target	6,860	Target
Local Share				14,646		14,646	
OTR #	9	Priority	2	Structural Support and System Sustainability			
		Account		Requested		Recommended	
7026	54400	PROGRAM EXPENSE		7,800	Target	7,800	Target
Local Share				7,800		7,800	
OTR #	10	Priority	3	Achieving Youth Results Pitch Program			
		Account		Requested		Recommended	
7020	41084	USE OF ROLLOVER		-20,000	Rollover	-20,000	Rollover
7020	54442	PROFESSIONAL SERVICES		20,000	Rollover	20,000	Rollover
Local Share				0		0	
OTR #	11	Priority	4	Municipal Youth Services System Recognition and Networking Event			
		Account		Requested		Recommended	
7020	41084	USE OF ROLLOVER		-6,000	Rollover	-6,000	Rollover
7020	54442	PROFESSIONAL SERVICES		6,000	Rollover	6,000	Rollover
Local Share				0		0	
OTR #	12	Priority	5	Office furnishings Sit-to-Stand Desks			
		Account		Requested		Recommended	
7020	41084	USE OF ROLLOVER		-3,000	Rollover	-3,000	Rollover
7020	52214	OFFICE FURNISHINGS		3,000	Rollover	3,000	Rollover
Local Share				0		0	
OTR #	22	Priority	6	Tompkins County Youth Survey			
		Account		Requested		Recommended	
7020	41084	USE OF ROLLOVER		-3,000	Rollover	-3,000	Rollover
7020	54442	PROFESSIONAL SERVICES		3,000	Rollover	3,000	Rollover
Local Share				0		0	
Total of Youth Services Department OTRs				22,446		22,446	

Unallocated Revenues

	2019 Modified	2020 Recommended	Difference	
			\$	%
GAIN FROM SALE TAX PROP	35,060	35,060	0	0.00 %
PYMTS IN LIEU TAXES	817,161	780,070	-37,091	-4.54 %
INT & PENALTIES PROP TAXE	957,260	930,000	-27,260	-2.85 %
TAX INSTALL SERVICE CHARG	167,450	157,000	-10,450	-6.24 %
SALES TAX 3%	34,289,750	35,655,739	1,365,989	3.98 %
ROOM TAX	163,160	183,077	19,917	12.21 %
DEED TRANSFER TAX	700,000	814,691	114,691	16.38 %
CLERK FEES	830,579	900,000	69,421	8.36 %
INTEREST & EARNINGS	89,200	89,200	0	0.00 %
RENTS	265,461	262,916	-2,545	-0.96 %
LEGAL SETTLEMENTS	513,211	500,000	-13,211	-2.57 %
GIFTS & DONATIONS	29,003	28,963	-40	-0.14 %
CASINO LICENSING FEES	1,200,000	1,510,731	310,731	25.89 %
COURT FACILITIES AID	93,000	93,000	0	0.00 %
	40,150,295	41,940,447	1,790,152	4.46 %

Tompkins County Full-Time Equivalents

Department	2019	2020	Difference	
	Adopted	Recommended	#	%
Airport	15.00	15.00	0.00	0.00
Assessment Department	12.20	12.50	0.30	2.46
Assigned Counsel	4.11	5.57	1.46	35.52
Board of Elections	7.15	9.95	2.80	39.16
County Administration	9.00	11.00	2.00	22.22
County Attorney	3.00	3.00	0.00	0.00
County Clerk	19.75	20.75	1.00	5.06
County Office for the Aging	12.82	12.82	0.00	0.00
District Attorney	13.50	16.18	2.68	19.85
Emergency Response Department	31.00	32.00	1.00	3.23
Facilities Department	33.00	34.00	1.00	3.03
Finance Department	13.00	13.20	0.20	1.54
Health Department	67.35	66.35	-1.00	-1.48
Highway Department	35.94	40.44	4.50	12.52
Highway Machinery	6.00	6.00	0.00	0.00
Human Resources, Department of	9.75	9.00	-0.75	-7.69
Human Rights, Office of	3.00	3.00	0.00	0.00
Information Technology Services	12.50	12.50	0.00	0.00
Ithaca-Tompkins Co. Transportation Council	3.11	3.22	0.11	3.54
Legislature & Clerk of the Legislature	17.00	18.00	1.00	5.88
Mental Health Department	63.70	65.70	2.00	3.14
Planning and Sustainability, Department of	10.70	10.70	0.00	0.00
Probation and Community Justice	36.50	36.00	-0.50	-1.37
Recycling and Materials Management, Department of	14.30	13.90	-0.40	-2.80
Sheriff's Office	46.00	49.00	3.00	6.52
Sheriff's Office - Jail	50.40	50.40	0.00	0.00
Social Services Department	178.43	181.43	3.00	1.68
STOP DWI	2.00	0.00	-2.00	-100.00
Transportation Planning	1.00	1.00	0.00	0.00
Veterans Service Agency	0.00	1.00	1.00	0.00
Weights & Measures Department	2.00	2.00	0.00	0.00
Workforce Development Board	2.35	2.85	0.50	21.28
Workforce NY Career Center	7.15	8.15	1.00	13.99
Youth Services Department	5.00	5.00	0.00	0.00
Grand Total	747.71	771.61	23.90	3.20

**Tompkins County Human Service Mandates
(Local Cost)**

	2019 Adopted	2020 Recommended	Difference	
			\$	%
Assigned Counsel	1,770,000	1,795,000	25,000	1.41
Child Care	1,598,056	1,571,225	-26,831	-1.68
Economic Security	2,776,913	2,866,764	89,851	3.24
Medicaid	11,776,299	11,776,299	0	0.00
Other	1,234,183	1,316,840	82,657	6.70
PreK and Early Intervention	2,364,509	2,387,449	22,940	0.97
Mandate Totals	21,519,960	21,713,577	193,617	0.90

Tompkins County Benefits

(Total - Excluding Employee Contributions)

Estimate and Components Breakdown - Distributed Fringe

	2019	2020	Difference	
	Adopted	Recommended	\$	%
Payroll	\$44,914,866	\$47,105,293	\$2,190,427	4.9%
Retirement Not Amortized (NA)	\$6,514,627	\$6,302,688	-\$211,939	-3.3%
FICA	\$3,233,870	\$3,391,581	\$157,711	4.9%
Worker's Comp	\$807,762	\$750,858	-\$56,904	-7.0%
Health Insurance	\$11,185,895	\$11,924,234	\$738,339	6.6%
Supplemental Benefits	\$100,439	\$104,103	\$3,664	3.6%
Unemployment Insurance	\$80,353	\$71,129	-\$9,224	-11.5%
Total Fringe Benefits	\$21,922,946	\$22,544,593	\$621,647	2.8%
Fringe Benefit Rate	48.81%	47.86%		
Total (from above)		\$22,544,593		
Discount for 10% Fringe Positions		-\$222,898		
Variance in Departmental Estimates		\$1		
Total Allocated Fringe		\$22,321,696		

Status of General Fund Balance

	Note	Year End 2018	Est. Applied 2019	Recommended 2020	After 2019-20 Applications
Total Equity		49,665,771	(2,152,998)	(4,417,394)	43,095,379
Assignments and Commitments					
Prepaid Expenses		3,299,332	-	-	3,299,332
Committed		-	-	-	-
Restricted	1	563,468	-	-	563,468
Assigned Appropriated	2	2,422,242	-	-	2,422,242
Assigned Unappropriated					
Encumbrances		1,313,706	-	-	1,313,706
Historian		23,402	-	-	23,402
Assigned for Employee Benefits		65,454	-	-	65,454
RAA Fund		593,280	-	-	593,280
		<u>8,280,884</u>	<u>-</u>	<u>-</u>	<u>8,280,884</u>
Unassigned General Fund Balance		<u>41,384,887</u>			<u>34,814,495</u>

Unassigned General Fund Balance		41,384,887			34,814,495
General Fund Revenues	3	172,191,857			191,818,532
Fund Balance as % of General Fund		24.0%			18.1%

Notes

1 Planning/Capital Reserve, Stop DWI, and Room Tax Reserves

2 Allocated in 2019 budget

3 2018 General Fund revenues based on final Modified 2018 Budget; 2020 General Fund revenues based on 2020 Recommended revenues.

Statement of Fund Balances

FUND (as of 12/31/18)	Total Fund Balance	Actual Unassigned Fund Balance	Actual Percent of Fund Budgeted Revenues	Target for Unassigned Fund Balance	Target Percent of Fund Budgeted Revenues
General	49,665,771	41,384,887	24.0%	17,219,186	10.0%
Solid Waste	2,011,801	1,767,484	28.6%	618,622	10.0%
Airport	862,850	862,187	26.3%	163,900	5.0%
Road	1,818,976	1,818,976	23.6%	385,686	5.0%
Highway Machinery	639,492	639,492	38.5%	83,107	5.0%
Debt Service	2,213,736	2,213,736	32.9%	672,199	10.0%

CONSTITUTIONAL TAX MARGIN and DEBT LIMIT

2020 Recommended Budget

2019 Constitutional Tax Margin*

2020 Constitutional Debt Limit

Total Taxing Power	\$108,536,927		\$525,868,045
Tax Levy Subject to Tax Limit	\$38,384,716	Total Indebtedness**	\$54,906,017
Tax Margin Available	\$70,152,211	Debt Capacity Available	\$470,962,028
% of Taxing Power - 2019	35.37%	% of Debt Limit - 2020	10.44%
% of Taxing Power - 2018	38.89%	% of Debt Limit - 2019	9.99%
% of Taxing Power - 2017	39.64%	% of Debt Limit - 2018	11.06%
		% of Debt Limit - 2017	11.62%

Constitution Tax Margin = 1.5 % of 5 year average full valuation
Constitution Debt Limit = 7% of 5 year average full valuation
2019 5 year average full valuation - \$7,235,795,106
2020 5 year average full valuation - \$7,512,400,645

**At the time of this printing, NYS has not made Constitutional Tax Margin Filing/Calculation available for 2020; so, most recent calculation (2019) is shown here.*

***Includes bonds issued for Community College - financed with Cortland County*

Use of Rollover

(2020 Recommended)

Departments	Carried over from Prior Years	2018 Certified Rollover	Total Available	Requested for Use in 2019	Recommended for use 2020	Return to General Fund	Remaining Balance
Assessment Department	0	28,092	28,092	28,092	0	0	0
Board of Elections	0	12,388	12,388	0	12,388	0	0
County Administration	5,247	80,102	85,349	12,000	0	0	73,349
County Attorney	1	25,232	25,233	3,675	0	0	21,558
District Attorney	-2,485	17,258	14,773	6,350	0	0	8,423
Finance Department	98,866	79,533	178,399	0	35,350	0	143,049
Health Department	34,989	152,847	187,836	0	0	0	187,836
Information Technology Services	1	6,027	6,028	0	6,028	0	0
Legislature	8,659	3,069	11,728	0	7,000	0	4,728
Office of Human Rights	27,283	15,190	42,473	0	0	0	42,473
Human Resources	66	6,298	6,364	0	0	0	6,364
Planning & Sustainability Department	0	21,091	21,091	1,091	20,000	0	0
Probation and Community Justice Department	41,947	38,400	80,347	45,332	0	0	35,015
Sheriff's Office	0	123,466	123,466	123,466	0	0	0
Weights and Measures	19,406	4,542	23,948	1,400	0	0	22,548
Youth Services Department	50,340	3,704	54,044	0	32,000	0	22,044
TOTAL	\$284,320	\$617,239	\$901,559	\$221,406	\$112,766	\$0	\$567,387

Note: Rollover excludes net negative accounts, therefore total is higher than Assigned Unappropriated Rollover

Property Tax Cap Summary

	2019 Adopted	2020 Recommended
Cap Limits		
Increase in Tax Levy (%)	9.89% *	5.41%
Increase in Tax Levy (\$)	\$4,860,383	\$2,697,358
Total Tax Levy at Cap	\$54,003,507	\$52,595,664
Tompkins County Levy		
Increase in Tax Levy (%)	1.54%	2.76%
Increase in Tax Levy (\$)	\$755,182	\$1,377,193
Total Tax Levy	\$49,898,306	\$51,275,499
Resulting Annual Carryover	\$716,069 **	\$687,601 **

As permitted by law:

Authorization to Override Cap, Local Law: No. 1 of 2018	No. 4 of 2019
Authorization to Override, repealed by Local Law: No. 5 of 2018	

**For the 2019 Tax Cap calculation an “abnormal” circumstance occurred: The Town of Dryden elected to join other towns in using their anticipated sales tax revenue as a credit to lower the county tax rate for town residents, instead of taking that revenue into their Town budget. This had a temporary and somewhat misleading impact on the County’s tax cap calculation for 2019. Because the Town of Dryden was not part of the Town Sales Tax Credit calculation for 2018, but was part of the calculation for 2019, their estimated sales tax credit for 2019 (approx. \$2,449,000) substantially increased the County’s tax cap calculation for 2019 to above 9.00%.*

***NYS Estimated Annual Carryover based on the actual difference between Levy and Levy Cap or 1.5% of 2020 Levy Limit, whichever is lower.*

Tompkins County Room Tax

\$3,050,760 Projected 2020 Room Tax Revenue in Tompkins County

10% For Administrative Responsibilities

\$305,076 County Revenue

\$127,709 Additional to Tompkins County Area Development

\$111,284 To Planning Department for Strategic Planning and Staffing

\$2,506,691 Remainder to Tourism Promotion and Development

Places in the budget to find 41113 - Room Tax as revenue:

Amt.	Unit#	Department
\$2,506,691	6475	Tourism Promotion and Development
\$127,709	6420	Tompkins County Area Development

Planning Department Administration (funding not Part of the Administrative 10%)

Amt.	Unit#	Department
\$111,284	8020	Community Planning*

Components of the Administrative 10%

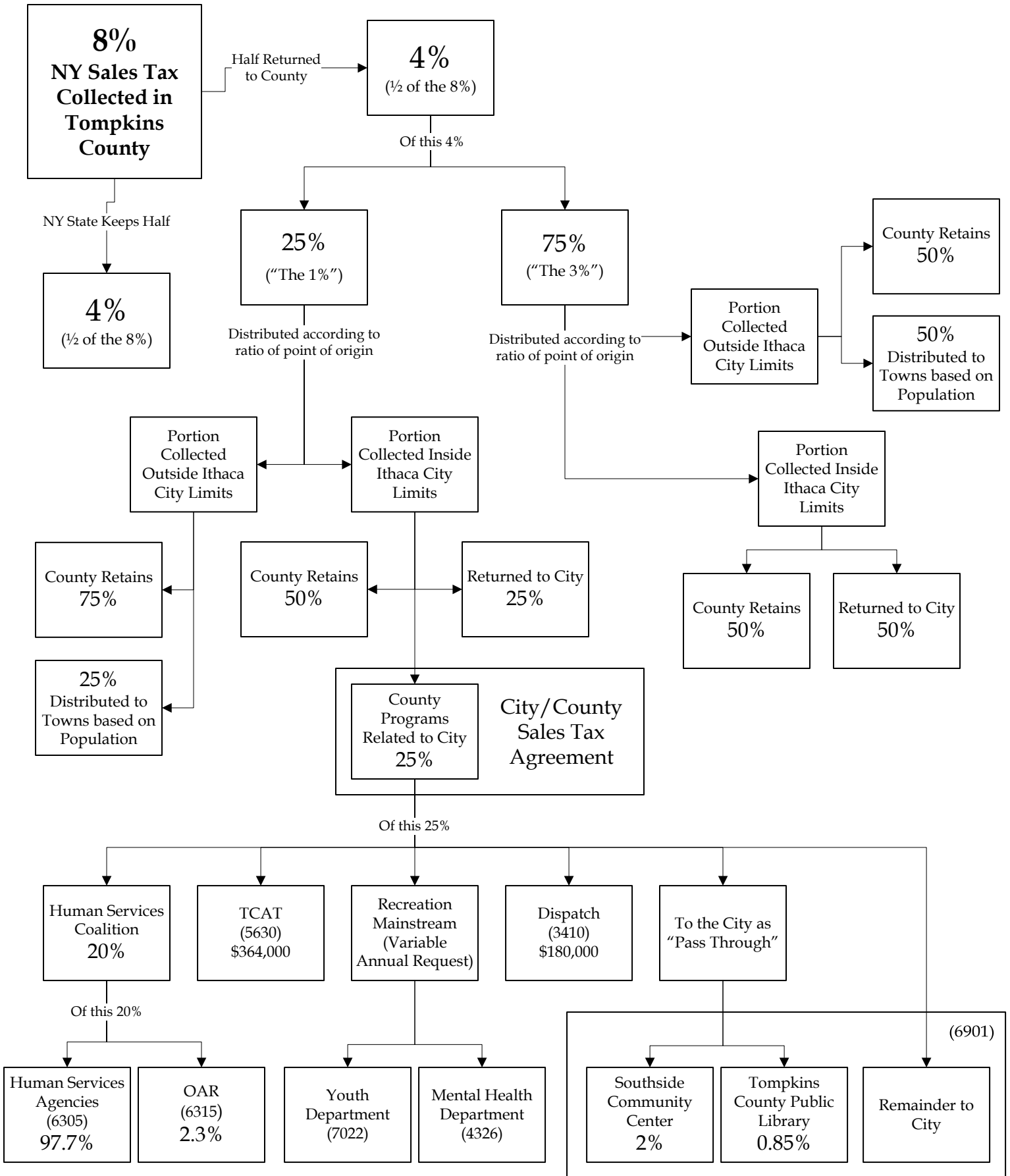
Amt.	Unit#	Department
\$59,276	8020	Community Planning*
\$15,680	1989	County Administration
\$18,817	1310	Budget & Finance
\$25,089	1315	Comptroller
\$3,137	1420	County Attorney
\$183,077	9999	Unallocated Revenues
\$305,076	10% of Projected Room Tax	

\$111,284 8020 Community Planning*

\$59,276 8020 Community Planning*

\$170,560 Total Room Tax Contribution to Planning Department Admin.

How Sales Tax is Distributed in Tompkins County



This page intentionally left blank.



2019 TOMPKINS COUNTY CAPITAL PLAN UPDATE

September 2019

Introduction

A long-range capital plan looks beyond the horizon of a 5-year capital program to anticipate needs over the next 20 years to provide a framework for making capital investment decisions that involve long-term commitments of community resources. It also provides a policy framework for evaluating and prioritizing capital investments of county government and includes measures by which to assess the appropriate level of investment in public infrastructure and the impact current decisions may have upon future decision-makers.

County policy (Capital Project Development and Management, October 2009) defines Capital Projects as single or multi-year projects that are part of a comprehensive planning process. There are two types of Capital Projects:

1. One-time expenses in excess of \$100,000, regardless of whether they are paid for with borrowed and/or multi-sourced funds for:
 - a. Construction of buildings (new buildings or additional space to existing buildings), roads, bridges, or other facilities, or
 - b. Upgrading existing buildings, roads, bridges, or other facilities, or
 - c. Purchasing new, additional, or upgraded equipment; and information technology services equipment, applications, upgrades, software, and peripherals, or
 - d. Purchasing land and/or buildings, or
 - e. Planning and design expenses associated with any of the above

2. Expenses paid for with borrowed funds including:
 - a. Recurring annual expenditures for maintenance of existing buildings, roads, bridges, equipment, other structures, or lands, or
 - b. Replacement of existing equipment or structures, or
 - c. Projects whose total anticipated costs are less than \$100,000

Tompkins County adopted its first 20-Year Capital Plan in 2006. That Plan was updated in 2012 (2012 Plan Update) and is once again being updated to ensure that the County’s capital planning is accurate and reflective of current needs and priorities within the fiscal capacity of the County to support capital investments. This 2019 Plan Update is a refresh of the 2006 Capital Plan that had a planning horizon extending to 2025. A more comprehensive update of the Capital Plan is scheduled to take place in 2025 to establish a 2026-2045 Capital Plan.

The 2006 Capital Plan found that a 1% annual allocation of tax levy to capital spending was the minimum investment that would meet both the goal of fiscal responsibility and of reasonable investment in maintaining the county’s physical infrastructure. After the advent of the State law establishing a 2% tax cap for local governments and a recession, the Legislature was forced to deviate from that plan and reduced the annual increase to just 0.4% between 2007 and 2012. After a one-year pause in 2013, the percentage was increased to 0.75% for two years to “make up” for the pause, and then was consistently held at 0.5% from 2016-2019.

Year	2006	2007	2008	2009	2010	2011	2012	2013	2014	2015	2016	2017	2018	2019
%tax levy	1.00%	0.40%	0.40%	0.40%	0.40%	0.40%	0.40%	0.0%	0.75%	0.75%	0.50%	0.50%	0.50%	0.50%

Table 1: 2006-2019: Actual Percent of Tax Levy Used to Support Capital Projects

This plan assumes an annual allocation of 1% of tax levy to support planned investment in capital facilities. While the local economy performed very well between 2012 and 2019, there is concern that a market correction could be on the horizon. The 2019 Capital Plan attempts to provide a balance between continued optimism and pragmatic preparation for a downturn in our economy. As a result of such concerns, as well as the scope and priorities of projects included in the 2019 Plan Update, the parameter for capital investment has been reassessed and an annual 1% allocation of the tax levy utilized for capital investments serves as the basis for the 2019 Plan Update.

Year	2020	2021	2022	2023	2024	2025
% tax levy	1.00%	1.00%	1.00%	1.00%	1.00%	1.00%

Table 2: 2020-2025: Proposed Percent of Tax Levy Used to Support Capital Projects

In addition to funding for capital projects through an annual allocation of the tax levy, County Administration will continue to monitor the general fund balance reserves and identify opportunities to apply cash for capital expenditures from the general fund balance when appropriate.

The attached “2020-2024 Capital Plan and Budget 2020 Narrative Summary: New and Active Projects,” includes a table titled, “Budget Impact Detailed Total Existing and Proposed Debt Service and Cash Capital Outlays.” It assumes a 2% annual real growth in assessed value and is based on the 2019 total tax levy of \$49,898,306. Included in this Capital Plan Update are the following major projects:

- A new downtown County office building
- New expenditures for the Public Safety building
- New expenditures for the Airport Terminal Expansion Project
- New expenditures for Highway Federal Aid projects
- Upgrades to the Public Safety Communications System
- \$1.4 million for Facilities maintenance in 2021, 2023, 2025, 2027
- \$1.8 million per year for Highway maintenance, with an increase in 2024 to \$2.4 million annually
- Improvements to the Information Technology Systems
- Improvement to the E911 Communications Systems
- Investments in County facilities to achieve net-zero emissions by 2035
- Investments in County fleet to achieve net-zero emissions by 2025

Details about these and other projects included in the 2019 Plan Update are found below.

Updates and Actual Results 2012-2019

The 2012 Plan Update envisioned debt service peaking at \$4.65 million in 2014, with discretionary expenditures peaking at \$1.36 million in 2020.

Under the 2019 Plan Update, actual total indebtedness and capital expenditures peak at \$10.8 million in 2027 and stood at just \$5.5 million at the end of 2018.

From 2006 and 2012, the following projects occurred:

- The Health Department project changed from new construction to acquisition and renovation of the building at 55 Brown Road.

- The New York State Court System demanded more space requiring that the County Office for the Aging move from the County Courthouse. As a result, the County purchased the former Carpet Bazaar building on West State/Martin Luther King Street in the City of Ithaca for that purpose.
- The additional requirement that the County Legislature also move from the Courthouse by 2013 set in motion consideration of a potential series of moves, the result of which was a decision to move the Legislature chambers to the courtroom in the Old Courthouse.
- The Records storage needs of the County have been re-assessed based upon a digital records initiative by the County Clerk that should greatly reduce the space needed for permanent record storage.
- The Board of Elections needed to lease space for voting machine storage to comply with the requirements of the Help America Vote Act.
- Given the fiscal climate for county governments in New York State the Center of Government concept was reevaluated and it was determined that there was not a sound business case for proceeding with that project at that time.

Since the 2012 Capital Plan Update, several changes occurred in County facilities and operations:

- The Public Safety Building was renovated to address pressing needs, and discussions were active to determine future space needs.
- The “Old Library” property was sold to a developer that demolished the building and in 2019 is in the process of constructing housing at the site.
- The Airport undertook a major \$37.6 million expansion and renovation that required the infusion of County general funds for the first time ever.
- The E911 communications system is aging and new technologies require significant upgrades to the system.
- The information technology systems and data storage are aging, and new technologies require significant upgrades to those systems.
- The New York State Court System required more space which resulted in a fresh look at County office space and the ultimate decision of the Legislature in 2019 to purchase property in downtown Ithaca in order to construct a new office building to house much of the County downtown workforce.
- The contract for the recycling facility expires in February 2021 and plans are being made for its renewal. Additionally, recycling markets are in flux, making decision-making difficult.
- In August 2019, the Legislature adopted the Tompkins County Energy Strategy that called for an inventory and analysis of County facilities and fleet to determine a financially sound path to net-zero emissions, striving for the largest reduction in the shortest timeframe possible while remaining financially solvent.

Capital Projects by Department

Board of Elections

It will be necessary to replace the voting machines in the timeframe of this study, so a capital program is included in the 2019 Plan Update. Please see the attached “2020-2024 Capital Plan and Budget 2020 Narrative Summary: New and Active Projects” for a list of expected Board of Elections investments contemplated over the coming years.

Emergency Response

The 2012 Plan Update discussed the possible future need for improvements to support the “Next Generation 911” and Statewide Network II public safety communication system, it did not allocate capital funds for those projects at that time.

2019 Plan Update Specifics

Public safety communication systems have become well-defined in the intervening years since the County initially invested in its system. In order to ensure that the public safety communications systems are providing the necessary services to first responders, major new investments are necessary. The existing microwave radio communications system needs replacement and is also necessary to establish a back-up communications center that will provide reliable emergency communications should the primary dispatch center fail to function adequately.

Three new capital projects are included in the 2019 Plan Update to address these needs. The Microwave Upgrade project to update the communications equipment is slated for completion in 2021. The Back-up Dispatch Center project will also need to be completed in 2022, however pricing for this project is still in flux due to the potential to negotiate a competitive price in conjunction with the Microwave Upgrade, so a placeholder without cost is included in the capital plan. And finally, the Equipment Renewal and Replacement project is anticipated to run over several years to address a back-log of equipment upgrades necessary to these critical emergency systems.

Please see the attached “2020-2024 Capital Plan and Budget 2020 Narrative Summary: New and Active Projects” for a list of expected Emergency Response investments contemplated over the coming years.

Facilities

A major change to capital planning that occurred as result of the 2006 20-Year Capital Plan was to factor-in ongoing capital replacement costs for existing facilities in the Capital Plan (expected at that time to be \$400,000 per year more than the amount of funds allocated in Facilities budget for ongoing maintenance.) The 2012 Plan Update proposed an annual capital expenditure of \$480,000 to address both deferred and scheduled building maintenance expenses. This was further modified to invest \$4 million in these projects over a seven year period from 2014-2020 (\$800,000 per year in 2014-2016 followed by a two-year pause in funding and then again \$800,000 per year in 2019-2020.)

2019 Plan Update Specifics

This approach of methodically planning for investment in County facilities to address a significant backlog of deferred maintenance continues in the 2019 Plan Update with the continuation of the Facility Restoration Project. The 2019 Plan Update calls for investing \$1.4M every other year in facilities maintenance starting in 2021 to address both deferred and scheduled building maintenance expenses.

Please see the attached “2020-2024 Capital Plan and Budget 2020 Narrative Summary: New and Active Projects” for a list of expected Facilities investments contemplated over the coming years.

New Downtown Office Building – Formerly Titled: Improvements to Biggs B, Public Safety Building and Downtown Office Complex

The 2006 Plan identified the need for improvements to these buildings if major new construction projects were not undertaken by 2012. In 2012, an evaluation of the business case for a new Center of Government to provide facilities for many of the departments in the Downtown Office Complex did not

justify moving forward with that project at that time. The 2012 Plan Update recommended that the functionality of those improvements that are being made as a substitute for a new Center of Government be assessed every five years as part of scheduled Capital Plan updates, including a review of the need for a Center of Government facility.

2019 Plan Update Specifics

In April 2019, the Legislature decided to purchase property in downtown Ithaca to construct a new \$20 million office building (including \$1.6 million for design) to house much of the County downtown workforce. The 2019 Plan Update includes bonding for \$22 million for this project starting in 2020.

Energy Efficiency, Renewable Energy and Climate Adaptation

The 2012 Plan Update identified the need for continued investment in county facilities and equipment to ensure that the County government achieves the greenhouse gas emissions (GHG) reduction goals outlined in the 2008 Energy and Greenhouse Gas Emissions element of the Tompkins County Comprehensive Plan and the 2020 Energy Strategy. The 2012 Plan Update pointed out that improvements in county buildings, including installation of renewable energy systems, had been paid for through the savings in energy costs that resulted from those improvements and hoped that continued reinvestment of future savings will enable the county to meet its energy and greenhouse gas emissions reduction goals.

Additionally, the 2012 Plan Update predicted that the County's Green Building policy that was being discussed at the time would require additional capital funds to meet the proposed standard that major new capital projects be built to LEED Silver or comparable standard with a focus on reducing energy use and greenhouse gas emissions.

Finally, the 2012 Plan Update discussed the need to implement the recommendations from the Multi-jurisdictional Hazard Mitigation Plan that was then being updated in coordination with all of the other municipalities in the county.

2019 Plan Update Specifics

The Tompkins County Energy Strategy, adopted by the Legislature in August 2019, called for an inventory and analysis of County facilities and fleet to determine a financially sound path to net-zero emissions. To help the County make this transition to a net-zero emissions future, the 2019 Plan Update includes two new programs. One is focused on providing funding for improvements to facilities to reduce energy consumption, move away from fossil fuels for thermal needs, and install renewable energy systems. The other is focused on providing funding to pay for the additional costs associated with purchases of electric vehicles instead of conventional gas vehicles, as well as associated charging infrastructure needs.

In addition to the capital expenditures necessary to achieve net-zero emissions for County operations will be a significant investment in County staff resources to evaluate options and allocate those investments in the most efficient and effective manner possible. This will be a major work program item for staff from several departments, but especially Facilities, Planning and Sustainability and Administration. Additionally, the 2019 Plan Update includes \$200,000 to hire expert consultants to assist in the detailed engineering work required to move these projects forward. It is envisioned that planning work will occur in 2020/21 with investments commencing in 2022/23.

Net-zero Emissions Facilities – the 2019 Plan Update establishes a new capital program to fund energy improvements in all County facilities with the goal of achieving net-zero GHG by the earliest date that is fiscally responsible. While detailed engineering analysis is required to fully understand the costs associated with these upgrades for each unique facility, the 2019 Plan Update provides a high-level estimate of capital needs of approximately \$30 million to reach the County’s GHG emissions goals.

This figure was determined through a high-level review with Johnson Controls based on their walk-through with Facilities staff of all County buildings. The investments envisioned include lighting upgrades, air sealing and insulation, and replacing fossil fuel heating and cooling systems with geothermal, air-source heat pumps or other renewable system.

Green Fleet - the 2019 Plan Update also establishes a new capital program to fund conversion of 61 County fleet passenger vehicles from gasoline to electric vehicles by 2025. The program includes the necessary charging stations for these vehicles, as well. More research will be needed to expand the scope of this capital program to all vehicles in the County fleet, but the 2019 Plan Update provides a strong starting point for the capital needed to reach an important milestone of firmly establishing an EV fleet of 61 passenger vehicles.

The 2019 Plan Update includes replacing 15-16 gasoline vehicles with EVs and associated charging stations each year for four years at a total cost of approximately \$400,000 each year from 2021-2025. This includes trading-in current fleet vehicles, which are quite old and of little value, and purchasing new EVs at an average cost of \$30,000 and level 2 charging stations with two ports each at an average cost of \$8,000, including the ancillary costs for conduit and related electrical equipment.

Climate Adaptation - In 2019, the County was successful in obtaining grants to implement several critical actions identified in the 2014 Multi-jurisdictional Hazard Mitigation Plan and to update that same 2014 Plan. There remains the potential that the new planning efforts will identify capital project needs to address the impacts from climate change and extreme weather events, however they are not yet clearly identified for inclusion in this plan.

Please see the attached “2020-2024 Capital Plan and Budget 2020 Narrative Summary: New and Active Projects” for a list of expected energy investments contemplated over the coming years.

Highway

With 300 miles of road to maintain, in 2012 the Highway Division estimated a need for \$6 million spread over five years, including State and Federal Aid, to catch up on deferred maintenance on the County Highway system. A capital project was developed and included in the Capital Program to address those needs in conjunction with anticipated Federal and State aid. The project was designed to improve and maintain the overall system up to an average condition rating of 75 on a scale of 100. The system had an average condition rating of 66 in 2012 and rose to 76 in 2019. In 2012, it was noted that attainment of the goal will allow more emphasis placed on preservation of the overall system which would allow the roads to be maintained with a reasonable level of annual maintenance funding thereafter.

2019 Plan Update Specifics

The Capital Plan proposes ramped-up capital funding for highway and bridge maintenance in the amount of \$1.8 million per year from 2019 through 2023 and then \$2.4 million per year from 2024 through 2028. It is anticipated that the Highway Division will develop and continuously update a plan for the expenditure of these funds that will be reviewed with the Legislature annually. It remains to be seen

whether this funding will be sufficient to both provide the local share of Federally funded projects and fund local projects not supported by the annual Highway Division budget.

Please see the attached “2020-2024 Capital Plan and Budget 2020 Narrative Summary: New and Active Projects” for a list of expected Highway investments contemplated over the coming years.

Information Technology Services

Three projects involving Information Technology Services (ITS) were included in the 2012 Plan Update: Telephone Voice Over IP, Case Management software for the District Attorney’s office and Permit Management software for the Health Department. All of these projects were completed. In 2012, a working group appointed by the County Administrator developed a strategic plan to guide implementation of projects and to modify and upgrade the IT infrastructure. The assumption in the 2012 strategic plan was that some future ITS capital investments would be paid for with cash rather than bonded indebtedness, operational budgets, and grants.

2019 Plan Update Specifics

While the approach described above has been successful in the past five years, with the completion of the 2018 Server Replacement capital project (\$250,000), various grants (\$750,000) for the shared services Electronic Document Management System (Laserfiche), and other capital projects managed by other County Departments, a recently completed inventory and itemization of critical enterprise level IT infrastructure has identified the need to plan and budget for the replacement of critical IT hardware over the next five years within a new consolidated capital program, called the “ITS Infrastructure Replacement/Maintenance Program”.

Projects within this new capital program have been identified by ITS as significant capital projects needed to maintain, replace, and improve the technology and communication equipment serving County needs related to core infrastructure in 17 buildings supporting 27 departments. This new capital program of \$1.4 million bundles routine, critical, infrastructure update and replacement in a scheduled and ongoing planned manner that is proactive and gathers costs into predictable annual capital allocations. Additionally, this approach, which provides ongoing funding for multiple, scheduled capital equipment replacement initiatives under one project, increases the capacity to respond to unexpected IT infrastructure issues by shifting priorities as conditions warrant. This equipment includes but is not limited to servers, storage, phones, cameras, uninterruptible power supplies and network components. The ITS department has determined the need to replace aging equipment to support Tompkins County technology needs and provide a stable platform for departments.

In addition to the ITS Infrastructure Replacement/Maintenance Program, the capital plan includes upgrades to the HR/Payroll Cloud Suite to allow for needed improvements in the County’s HR/Payroll system.

Please see the attached “2020-2024 Capital Plan and Budget 2020 Narrative Summary: New and Active Projects” for a list of expected ITS investments contemplated over the coming years.

Planning and Sustainability

The Department of Planning and Sustainability administers two capital programs. Please see the attached “2020-2024 Capital Plan and Budget 2020 Narrative Summary: New and Active Projects” for a list of expected investments contemplated over the coming years.

Aquifer Study Program

As noted in the 2006 Plan, the Capital Program reflects a 20-year agreement with the U.S. Geological Survey to cooperatively study the surficial aquifers within Tompkins County. This commitment was continued in the 2012 Plan Update. Although, given the level of annual expenditure and lack of debt financing, this project would not technically meet the definition of a Capital Project, it is nonetheless included in this plan because it represents a long-term commitment of County funds.

2019 Plan Update Specifics

Although the Aquifer Study Program was set to expire in 2022, it is being extended two years to allow a current study to be completed. This will not add any additional dollars to the program but is spreading monies out over two additional years to allow for the Fall Creek aquifer study to be finalized. When this program ends in 2024 it will have funded studies of seven of the 13 major surficial aquifers.

Natural Infrastructure

The 2012 Plan Update identified the need to invest resources to protect natural resources and contemplated developing a “green infrastructure” fund to protect important natural systems that are essential to the health and welfare of residents and the local economy.

2019 Plan Update Specifics

In 2017, the Legislature authorized the creation of the Natural Infrastructure capital program and authorized allocations of \$200,000 per year to protect those resources. That funding stream is proposed to be continued.

Public Safety

In 2012, it was decided to delay expansion of the Public Safety Building until 2024 as it was determined that it was not immediately needed or affordable. Instead, renovations of the existing facility were included in the capital plan. Some of that work occurred in 2013 as part of a County wide energy performance contract in which the County took advantage of Qualified Energy Conservation Bond funding from the Federal government to complete building envelope, boiler, and other needed improvements.

2019 Plan Update Specifics

Active discussions are taking place to determine future space needs and condition assessments of the current Public Safety Building, with a decision expected in late 2019. The 2019 Plan Update includes \$30 million to fund new construction/renovation, starting in 2022/23.

Please see the attached “2020-2024 Capital Plan and Budget 2020 Narrative Summary: New and Active Projects” for a list of expected Public Safety investments contemplated over the coming years.

Capital Projects by Enterprise Unit

Airport

The 2006 Plan did not address the capital needs of the Airport in detail as it is an enterprise operation that funds capital projects out of dedicated revenues. The Airport does long-term planning and budgeting for capital improvements and has successfully completed major capital projects identified in the 2006 Plan.

The Airport has a number of revenue streams including lease payments by airlines and other airport tenants, parking fees, and aid from the Federal Aviation Administration and New York State. The Airport is dependent on the airline industry and Federal government for most of its revenues.

2019 Plan Update Specifics

In 2019, the Airport undertook a major \$37.6 million expansion and renovation to better serve the aviation needs of the community and region. It was successful in obtaining significant grants from the State and Federal governments, as well being able to use Passenger Facility Charges (PFC's) to cover some of the remaining costs associated with the project. This major project moves the baggage screening equipment behind the airline counters and offers a more efficient configuration of the airline office space and security requirements. It increases the space beyond the passenger screening check point to allow additional room for passengers and three additional passenger boarding bridges. This will allow passengers to board the aircraft without having to be in the inclement weather, a much safer option, especially during winter months. As part of the project the airport is adding a General Aviation Customs Facility which will allow international passengers to clear customs here in Ithaca.

Please see the attached "2020-2024 Capital Plan and Budget 2020 Narrative Summary: New and Active Projects" for a list of expected Airport investments contemplated over the coming years.

Recycling and Materials Management

Like the Airport, the 2006 Plan did not address the capital needs of Recycling and Materials Management (RMM) in detail as it is an enterprise operation that funds capital projects out of dedicated revenues. RMM does long-term planning and budgeting for capital improvements and has successfully completed major capital projects identified in the 2006 Plan.

In the case of RMM, all capital projects, including long-term bonded projects, are paid for with revenues generated from the Solid Waste annual fee and revenue from sale of recyclables. The Solid Waste operation maintains a 10% fund balance to guard against the risk of market fluctuations in the prices of recyclables.

2019 Plan Update Specifics

The contract for the recycling facility expires in February 2021 and plans are being made for procuring a new contract. Additionally, recycling markets are currently poor which creates unpredictability in the ability to plan for needed projects.

In 2017, work included major refurbishments to the center and construction of the food scraps transfer building. These projects were completed in 2018. The process to contract for design, construction, maintenance, marketing and operation of the recycling and solid waste facility is underway and will result in a new long-term contract being in place by February 2021. It is not clear at this time if there will be additional capital needs arising from the new long-term contract.

Please see the attached "2020-2024 Capital Plan and Budget 2020 Narrative Summary: New and Active Projects" for a list of expected Recycling and Materials Management investments contemplated over the coming years.

Capital Projects by Partner Entities

Tompkins Consolidated Area Transit (TCAT)

In 2012, TCAT was in a planning process to determine the scope and timing of a project to expand its maintenance facility. Given the County's role as a partner in TCAT, the 2012 Plan Update included a placeholder for a county contribution to a TCAT facility improvement of \$3 million in 2016. Although the \$3 million was not allocated in 2016, the need for additional space has only grown.

2019 Plan Update Specifics

In 2019, TCAT is actively working with a consultant to develop plans for a new and/or expanded facility with a projected cost for the new facility estimated to be \$30-50 million. County contribution towards a new facility, if any, has not been identified.

Tompkins-Cortland Community College (TC3)

The 2012 Plan Update reflected the County's contribution to the \$7.5 million project budget included in TC3's 2011 Campus Master Plan. Capital costs are shared by the State and counties, with New York State supporting 50% of the cost. The remaining half of the project was envisioned in 2012 to be shared by Tompkins (68%) and Cortland (32%) counties based on enrollment trends over the past ten years. Because TC3 pledged its capital chargeback revenue to support the principal amounts of bonds issued to support its projects, the 2012 Plan Update included \$940,000 in County support for its share of interest costs over 15 years.

2019 Plan Update Specifics

Due to decreased enrollment and other pressures facing community colleges, in 2019 Tompkins County re-amortized its debt and negotiated a new funding agreement with Tompkins and Cortland Counties. This new agreement extended the repayment period through 2035, thus reducing the annual payments. While not currently developed, it is expected that as TC3 finalizes its Strategic Planning Initiative it will soon undergo developing a new Campus Master Plan outlining new capital improvements. Should enrollment continue to decline or be sustained at this lower level both Tompkins and Cortland Counties may be faced with addressing capital expenditure responsibilities differently with greater local shares to support the college under a new Campus Master Plan.

Tompkins County Library

At the time of the 2012 Plan Update, the library had identified a specific list of needs for facility improvements but had not yet developed cost estimates. While some of the improvements were expected to be supported by a capital fundraising campaign, the 2012 Plan Update included \$500,000 for a County contribution to library improvements in 2018.

2019 Plan Update Specifics

As of 2019, significant improvements were made to the facility to enhance visitor experiences and open up additional space for library patrons. No additional capital needs are included at this time.

Community Justice Center

Moving the Community Justice Center out of the Old Library building was identified as a priority in the 2012 Plan Update. This was completed with the renovation of the Human Services Building in 2015.

Parks and Recreation

The 2006 Plan noted that the County plays a very limited role in the development and maintenance of parks and recreational facilities in the county despite the regional nature of many of these facilities. The 2012 Plan Update did not provide any capital funding by the County to support parks or recreational facilities.

2019 Plan Update Specifics

Just as in 2006 and 2012, there are no new proposed capital expenditures anticipated in support of this topic. However, three recent initiatives on this topic should be noted: 1) County staff lead the effort to create the Tompkins Priority Trails Strategy in 2014 and has actively participated in collaborative planning efforts regarding trail development, 2) the Tourism Program, which administers the room tax funds, has seen a sharp uptick of trail-related projects applying for, and being funded by, tourism dollars, and 3) in 2019 the Legislature funded a Municipal Parks and Trails Grant program to assist in municipal efforts to improve and expand local parks and trails.

Status of Issues Identified in 2006 for Further Study

In the course of preparing the 2006 Capital Plan several issues were identified as being important to consider in the course of evaluating future capital expenditures. Those issues are restated below in *italics* as they appeared in the 2006 Plan followed by a description of the 2012 status of any efforts to address that issue, and a current status.

Capital vs. Operational Expenses

Current county policy defines capital expenditures as expenses over \$100,000 for construction, purchase or upgrades to existing facilities, and maintenance expenses, replacement expenses or expenditures below \$100,000 paid for with borrowed funds. The Legislature may want to review this policy to more clearly define what is maintenance and what is capital and include only those items that create new assets or replace systems that have exceeded their useful life as capital expenditures. Other items would then need to be budgeted as operational expenses.

It has also sometimes been the practice to pay staff salaries involved in the planning of facility improvements from the capital program. Given the many apparent unmet capital needs it also may be more appropriate to budget this as an operational expense.

2012 STATUS: The county policy defining capital expenditures remains the same. Staff salaries are not included in the capital program.

2019 STATUS: The county policy defining capital expenditures remains the same. Staff salaries are not included in the capital program.

Consequences of deferred maintenance/inadequate operational budgets

The many immediate and major needs identified for Highway and Facilities upgrades may be an indication of under-funding of operational and maintenance budgets resulting in accumulated deferred maintenance. In 2004 the net value of county capital assets after depreciation declined about \$1 million despite an addition of \$4 million in assets to the inventory. An important component of this plan should be a critical and continuing examination of the adequate level of funding required to maintain the county taxpayers' investments in county buildings and infrastructure.

2012 STATUS: Recent and ongoing fiscal constraints have, if anything, contributed to further reliance on capital spending for scheduled maintenance.

2019 STATUS: The county has been investing in our infrastructure to support scheduled maintenance. This plan proposes to sustain the ongoing program maintenance which will provide greater contribution to roads, bridges and facilities for capital improvements resulting in repair and maintenance demands being kept to a minimum.

Governmental Accounting Standards Board (GASB)/Depreciation of Assets

Closely related to the deferred maintenance issue is the fact that the value of county assets is now recognized in our official financial statement. Net depreciation of those assets may be taken as an indication of a weakening financial position with implications for bond ratings and interest rates for county projects. Depreciation of and investment in county capital assets should be monitored and compared annually. Maintaining or enhancing the current net value of these assets should be a goal of the Capital Program.

2012 STATUS: The table below summarizes the change in assets since the 2004 figures reported in the 2006 Plan.

Tompkins County Capital Assets (Net of Depreciation) TYPE	Balance as of 12/31/04	Balance as of 12/31/11
Land	\$ 7,035,114	\$ 7,341,479
Buildings	50,193,736	49,948,275
Construction in Progress	0	3,055,863
Machinery and Equipment	4,160,471	6,675,517
Infrastructure	62,837,711	112,939,021
Net Capital Assets	\$124,182,480	\$ 179,960,155

2019 STATUS: The table below summarizes the change in assets since the 2004 figures reported in the 2006 Plan.

Tompkins County Capital Assets (Net of Depreciation) TYPE	Balance as of 12/31/04	Balance as of 12/31/18
Land	\$ 7,035,114	\$ 7,530,638
Buildings	50,193,736	39,866,351
Construction in Progress	0	10,921,368
Machinery and Equipment	4,160,471	11,147,325
Infrastructure	62,837,711	119,983,175
Net Capital Assets	\$124,182,480	\$189,448,857

In 2018, the Tompkins History and Cultural Center was added as an Enterprise Fund. Enterprise Funds are recorded separately under the County’s Business-type activities in the financial statements.

Capital assets for the Business-type activities were as follows:

Business-Type Activities	Balance at 12/31/17	Additions	Retirements	Balance at 12/31/18
Construction In Progress	\$-	\$3,311,673	\$-	\$3,311,673
Capital Assets, Net	\$-	\$3,311,673	\$-	\$3,311,673

Programs vs. Facilities

There is also a tension in the budget between funding the operational costs of programs versus the facilities and infrastructure required to support programs and the local economy. Currently, facilities costs are not charged back to programs except where State aid may cover those costs. If facilities maintenance and replacement costs were charged to programs it would require department heads to balance those costs against staff and other program expenses in preparing their operational budgets. Although this could provide a more accurate cost of providing a service to the public, it could also require a modification to the current target budget process utilized by the county.

2012 STATUS: There has been no change in the way that facilities costs are budgeted.

2019 STATUS: There has been no change in the way that facilities costs are budgeted.

Underlying Indebtedness

Municipalities and school districts tend to view their budgets as their exclusive responsibility and seldom consider the impacts of one taxing jurisdiction’s budget decisions on others. The area of capital planning is one in which the total indebtedness of the community does impact each jurisdiction and is an aspect of budget planning that would benefit from greater inter-municipal communication, if not coordination. An assessment of each level of government’s infrastructure responsibilities could be instructive in determining the relative proportion of the community-wide capital debt burden any one government should incur.

2012 STATUS: The Department of Planning and Sustainability secured a grant on behalf of Tompkins County Council of Governments to conduct a county-wide sewer and water infrastructure study. Tompkins County Area Development oversaw the project that was undertaken by T.G. Miller, P.C., Engineers and Surveyors. This effort was completed in 2010 and could be a first step to a comprehensive look at infrastructure needs in the community.

2019 STATUS: The 2010 county-wide sewer and water infrastructure study is currently being updated by Tompkins County Area Development with an anticipated completion in 2020.

Economic Impact

The County Legislature has long recognized the importance of the construction industry and construction jobs to the local economy. Ongoing projects on college campuses and throughout the community have supported strong local employment in the construction trades. Any county capital investment in buildings would also support such jobs and it may be desirable to stage construction so as to keep as constant a

supply of construction work as possible given the level of activity planned by the colleges, other municipalities and private developers.

2012 STATUS: Current economic and fiscal conditions do not allow the county to plan projects to coincide with downturns in private construction activity.

2019 STATUS: The ability to support projects in the County Capital Program is determined based on County infrastructure needs and less on the condition or climate of the economy at the present time.

Community Cost/Benefit

In addition to the direct economic impact from construction, the county's investment in infrastructure and facilities can also impact the overall economic and social well-being of the community. For example, a well-maintained county highway system reduces wear and tear on private vehicles and enhances commerce. It may be possible to measure the cost-benefit of the county's investments in facilities and infrastructure to further document the benefit to the community from these investments.

2012 STATUS: A first attempt at such a cost benefit approach was used in evaluating whether to proceed with a Center of Government building. It was concluded that the business case for such a facility could not be made at the present time. No further assessment of community cost/benefit has been undertaken.

2019 STATUS: There have been no additional attempts to quantify the cost/benefit of these investments. This may occur in the 2020-2022 time period as significant facility investments are considered in the downtown core.

2020-2024 CAPITAL PLAN AND BUDGET

2020 Narrative Summary: New and Active Projects

Tompkins County 2020 Capital Projects

Airport

Airport Master Plan Update

Total Project Cost: \$150,000.00

Total Local Cost: \$0.00

Construction Year(s): 2023

Prior Years Budgeted Costs: \$0.00

2020 Costs: \$0.00

Project Notes:

- 2023 will include an updated master plan.

Airport Wide Obstruction Study and Removal

Total Project Cost: \$720,000.00

Total Local Cost: \$0.00

Construction Year(s): 2026

Prior Years Budgeted Costs: \$200,000.00

2020 Costs: \$350,000.00

Project Notes:

- Study to identify trees that are considered obstructions and then remove obstructions
- Study occurred in 2019
- Environmental assessment in 2020
- Design in 2024
- Removal in 2026
- Completion in 2026

ARFF SRE Building

Total Project Cost: \$4,550,000.00

Total Local Cost: \$0.00

Construction Year(s): 2022

Prior Years Budgeted Costs: \$150,000.00

2020 Costs: \$400,000.00

Project Notes:

- Due to FAA requirements of vehicle size and type the current building is unsuitable for expansion.

Expand Public and Rental Car Parking

Total Project Cost: \$150,000.00

Total Local Cost: \$0.00

Construction Year(s): 2021

Prior Years Budgeted Costs: \$150,000.00

2020 Costs: \$30,000.00

Project Notes:

- 2020 expenses include design and other costs such as determining amount of additional parking needs for now as well as in the future.

Install LED Airfield and Taxiway Lighting - Design and Construction

Total Project Cost: \$1,400,000.00

Total Local Cost: \$0.00

Construction Year(s): 2022

Prior Years Budgeted Costs: \$0.00

2020 Costs: \$150,000.00

Project Notes:

- Design in 2020

Parallel Taxiway Rehabilitation

Total Project Cost: \$5,356,000.00

Total Local Cost: \$0.00

Construction Year(s): 2019 - 2025

Prior Years Budgeted Costs: \$2,156,000.00

2020 Costs: \$1,300,000.00

Project Notes:

- Began in 2019
- Completion in 2025

Install NAVAIDS (Supplemental Wind Cones)

Total Project Cost: \$200,000.00

Total Local Cost: \$0.00

Construction Year(s): 2020

Prior Years Budgeted Costs: \$0.00

2020 Costs: \$200,000.00

Project Notes:

- This project was initially part of a 2019 project – but has been moved to 2020

Terminal Security Improvements, Baggage Make-Up Expansion and Fuel Farm

Total Project Cost: \$37,611,359.00

Total Local Cost: \$9,989,814

Construction Year(s): 2019

Prior Years Budgeted Costs: \$37,611,359.00

2020 Costs: \$0.00

Project Notes:

- To be completed in 2019
- This project moves the baggage screening equipment behind the airline counters and offers a more efficient configuration of the airline office space and security requirements. It increases the space beyond the passenger screening check point to allow additional room for passengers and three additional passenger boarding bridges. This will allow passengers to board the aircraft without having to be in the inclement weather, a much safer option, especially during winter months. As part of the project the airport is adding a General Aviation Customs Facility which will allow international passengers to clear customs here in Ithaca.
- This project also includes a relocation of the existing fuel farm to be shared by the NYS DOT and other municipalities.

Emergency Response

Equipment Renewal and Replacement

Total Project Cost: \$848,000.00

Total Local Cost: \$0.00

Construction Year(s): Ongoing

Prior Years Budgeted Costs: \$310,000.00

2020 Costs: \$538,000.00

Project Notes:

- The Equipment Renewal and Replacement project is anticipated to run over several years to address a back-log of equipment upgrades necessary to these critical emergency systems.

Microwave Upgrade

Total Project Cost: \$1,820,000.00

Total Local Cost: \$0.00

Construction Year(s): 2020

Prior Years Budgeted Costs: \$0

2020 Costs: \$1,820,000.00

Project Notes:

- The Microwave Upgrade project upgrade is needed to allow the department to support the communications equipment.

Back-Up Dispatch Center & System Upgrades

Total Project Cost: \$6,750,000

Total Local Cost: \$0.00

Construction Year(s): 2022

Prior Years Budgeted Costs: \$0

2020 Costs: \$50,000

Project Notes:

- The County has additional telecommunication upgrades, to include the establishment of a backup dispatch center needed for reliability of the system. It has been estimated that about \$2 million are needed for system upgrades and \$4.5 million for a backup dispatch center.

Facilities Department

Cold Storage Building

Total Project Cost: \$200,000.00

Total Local Cost: \$140,000.00

Construction Year(s): 2020

Prior Years Budgeted Costs: \$40,000.00

2020 Costs: \$160,000.00

Project Notes:

- Construction on 60' x 100' (6,000 SF) cold storage building at Public Works property located at Bostwick Road will be shared with TC Soil and Water Conversation District and Facilities has been delayed. Although the intent was to complete construction in 2019, it is more likely that only design will be completed in 2019 with construction in the spring of 2020.

Facility Restoration Project

Total Project Cost: \$10,200,000.00 (thru 2027)

Total Local Cost (2020-2024): \$5,600,000.00

Construction Year(s): On-going

Prior Years Budgeted Costs: \$5,600,000.00

2020 Costs: \$0.00

Project Notes:

- Multi-year approach to address deferred maintenance issues. Focus on the project is on building systems, equipment, and components that have exceeded their useful life. Priority will be given to projects that address life-safety and code issues, and to addressing damage to and deterioration of County facilities.
 - The 2021 - 2027 allocation is \$1,400,000.00/every other year

Downtown Office Building

Total Project Cost: \$22,000,000.00

Total Local Cost: \$22,000,000.00

Construction Year(s): 2021

Prior Years Budgeted Costs: \$0

2020 Costs: \$1,600,000.00

Project Notes:

- In April 2019, the Legislature decided to purchase property in downtown Ithaca to construct a new \$20 million office building (including \$1.6 million for design) to house much of the County downtown workforce. The 2019 Plan Update includes bonding for \$22 million for this project starting in 2020

Public Safety Building Improvements

Total Project Cost: \$30,000,000.00

Total Local Cost: \$30,000,000.00

Construction Year(s): 2022

Prior Years Budgeted Costs: \$0

2020 Costs: \$0

Project Notes:

- Active discussions are taking place to determine future space needs and condition assessments of the current Public Safety Building, with a decision expected in late 2019. The 2019 Plan Update includes \$30 million to fund new construction/renovation, starting in 2022/23.

Highway Department

Bridge NY Culver Projects

Total Project Cost: \$3,176,910.00

Total Local Cost: \$116,400.00

Construction Year(s): 2021

Prior Years Budgeted Costs: \$0

2020 Costs: \$691,500.00

Project Notes:

- Design in 2020
- Construction costs \$2,233,410.00

Central Chapel Road Bridge over Boice Creek

Total Project Cost: \$1,206,000.00

Total Local Cost: \$60,300.00

Construction Year(s): 2020

Prior Years Budgeted Costs: \$211,000.00

2020 Costs: \$995,000.00

Project Notes:

- 2020 Construction cost of \$889,000.00
- 2020 Other costs of \$106,000.00

Cortland Street Bridge Replacement

Total Project Cost: \$1,620,000.00

Total Local Cost: \$1,620,000.00

Construction Year(s): 2021

Prior Years Budgeted Costs: \$0.00

2020 Costs: \$295,000.00

Project Notes:

- This project could be delayed 1-3 years if necessary.
- 2020 Land acquisition cost of \$50,000.00
- 2020 Design cost of \$245,000.00
- 2021 Construction cost of \$1,325,000.00

Ellis Hollow Road Phase 3

Total Project Cost: \$850,000.00

Total Local Cost: \$123,250.00

Construction Year(s): 2020

Prior Years Budgeted Costs: \$85,000.00

2020 Costs: \$765,000.00

Project Notes:

- 2020 Construction, currently in design

Etna Lane CR 109 Bridge over Fall Creek

Total Project Cost: \$2,036,000.00

Total Local Cost: \$101,800.00

Construction Year(s): 2020

Prior Years Budgeted Costs: \$371,000.00

2020 Costs: \$1,665,000.00

Project Notes:

- 2020 Construction and other costs total \$1,665,000.00

Fall Creek Road CR 105, Bridge Rehabilitation over Fall Creek

Total Project Cost: \$810,000.00

Total Local Cost: \$162,000.00

Construction Year(s): 2024

Prior Years Budgeted Costs: \$0.00

2020 Costs: \$0.00

Project Notes:

- The project will begin in 2023 with planning, design, and land acquisition

Falls Road Bridge

Total Project Cost: \$1,500,000.00

Total Local Cost: \$1,500,000.00

Construction Year(s): 2023

Prior Years Budgeted Costs: \$0.00

2020 Costs: \$0.00

Project Notes:

- The project will begin in 2022 with planning and design.
- This project can be delayed into the future.

Highway Department Shop and Wash Bay Improvements

Total Project Cost: \$450,000.00

Total Local Cost: \$450,000.00

Construction Year(s): 2020

Prior Years Budgeted Costs: \$50,000.00

2020 Costs: \$400,000.00

Project Notes:

Ludlowville Road Bridge over Salmon Creek Replacement

Total Project Cost: \$1,487,000.00

Total Local Cost: \$297,400.00

Construction Year(s): 2019

Prior Years Budgeted Costs: \$1,487,000.00

2020 Costs: \$0.00

Project Notes:

- This project has been completed.

Road Maintenance Program

Total Project Cost: \$17,400,000.00 (thru 2024)

Total Local Cost (20-24): \$9,600,000.00

Construction Year(s): On-going

Prior Years Budgeted Costs: \$7,800,000.00

2020 Costs: \$1,800,000.00

Project Notes:

Multi-year approach to address road maintenance.

- The 2020 - 2023 allocation is \$1,800,000.00/per year
- The 2024 allocation is \$2,400,000.00

Information Technology Services

HR/Payroll Cloud Suite Upgrade

Total Project Cost: \$200,000.00

Total Local Cost: \$200,000.00

Construction Year(s): 2019

Prior Years Budgeted Costs: \$200,000.00

2020 Costs: \$0.00

Project Notes:

- Completion in 2020

ITS Infrastructure Replacement/Maintenance Program

Total Project Cost: \$1,397,710.00

Total Local Cost (20-24): \$1,397,710.00

Construction Year(s): On-going

Prior Years Budgeted Costs: \$0

2020 Costs: \$545,530.00

Project Notes:

Supports the Information Technology needs for our organization

- The 2020 - 2023 allocation total is \$1,106,852.00
- The 2024 allocation total is \$290,858.0

Planning and Sustainability Department

Aquifer Study Program

Total Project Cost: \$4,336,711.00

Total Local Cost: \$1,467,211.00

Construction Year(s): 2024 Completion

Prior Years Budgeted Costs: \$3,674,521.00

2020 Costs: \$158,860.00

Project Notes:

- Actual expenditure of County funds from 2003 through 2018 totaled \$667,067.36.

Natural Infrastructure

Total Project Cost: \$1,600,000.00

Total Local Cost (20-24): \$1,600,000.00

Construction Year(s): On-going

Prior Years Budgeted Costs: \$600,000.00

2020 Costs: \$200,000.00

Project Notes:

- This fund was created in 2017 and staff is currently developing a proposal to utilize these funds more efficiently and effectively. Current balance in the fund is \$547,000.00.

Green Fleet

Total Project Cost: \$2,000,000.00 (2020-2025)

Total Local Cost (20-25): \$2,000,000.00

Construction Year(s): 2020-2025

Prior Years Budgeted Costs: \$0.00

2020 Costs: \$0.00

Project Notes:

- This fund is proposed to be created in 2021 to fund conversion of 61 County fleet passenger vehicles from gasoline to electric vehicles by 2025.

Recycling and Materials Management

RSWC Facilities and Site Upgrade

Total Project Cost: \$2,457,980.00

Total Local Cost: \$0.00

Construction Year(s): 2019-2021

Prior Years Budgeted Costs: \$1,387,980.00

2020 Costs: \$105,000.00

Project Notes:

- The development of a 120W RFP In 2020 we will be seeking proposals for a new contract to operate the facility in 2021. Project costs will include design, construction and equipment.

2020-2024 Capital Program, Summary of Projects, By Fund and Department

Projects	Total Cost	Local Cost
General Fund		
Board of Elections		
Voting Machine Replacement	522,271	522,271
Board of Elections Total	522,271	522,271
Emergency Response		
Backup Dispatch Center & Systems Upgrade	6,750,000	-
Equipment Renewal and Replacement	537,798	-
Microwave System Upgrade	1,820,000	-
Emergency Response Total	9,107,798	-
Facilities Department		
Cold Storage Building	200,000	140,000
Downtown Facility	22,000,000	22,000,000
Facility Restoration Project-2021	1,400,000	1,400,000
Facility Restoration Project-2023	1,400,000	1,400,000
Facility Restoration Project-2025	1,400,000	1,400,000
Facility Restoration Project-2027	1,400,000	1,400,000
Green Facilities	30,200,000	26,200,000
Public Safety Building	30,000,000	30,000,000
Facilities Department Total	88,000,000	83,940,000
Highway Department		
Bridge New York 6 Culvert Projects Various Locations	3,176,910	116,400
Central Chapel Road Bridge over Boice Creek	1,206,000	60,300
Cortland Street Bridge Replacement	1,620,000	1,620,000
Ellis Hollow Road Phase 3	850,000	123,250
Etna Lane CR 109 Bridge over Fall Creek	2,036,000	101,800
Fall Creek Road CR 105, Bridge Rehabilitation over Fall Creek	810,000	162,000
Falls Road Bridge	1,500,000	1,500,000
Highway Department Shop and Wash Bay Improvements	450,000	450,000
Road Maintenance Program	9,600,000	9,600,000
Highway Department Total	21,248,910	13,733,750
Information Technology Services		
ITS Infrastructure Replacement/Maintenance	1,397,710	1,397,710
Information Technology Services Total	1,397,710	1,397,710
Planning and Sustainability Department		
Aquifer Study Program	4,336,711	1,467,211
Green Fleet	2,000,000	2,000,000
Natural Infrastructure	1,600,000	1,600,000
Planning and Sustainability Department Total	7,936,711	5,067,211
General Fund Total	128,213,400	104,660,942
Enterprise Fund		
Airport		
Airport Master Plan Update	150,000	-
Airport Wide Obstruction Study and Removal	720,000	-
ARFF SRE Building	4,550,000	-
Expand Public and Rental Car Parking	150,000	-
Install LED Airfield and Taxiway Lighting - Design and Construction	1,400,000	-
Install NAVAIDS (Supplemental Wind Cones)	200,000	-
Parallel Taxiway Rehabilitation	5,356,000	-
Terminal Security Improvements/Baggage Make-Up Expansion/ Fuel Farm	37,611,359	9,989,814
Airport Total	50,137,359	9,989,814
Recycling and Materials Management Department		
RSWC Facilities and Site Upgrade	2,457,980	-
Recycling and Materials Management Department Total	2,457,980	-
Enterprise Fund Total	52,595,339	9,989,814
Grand Total	180,808,739	114,650,756

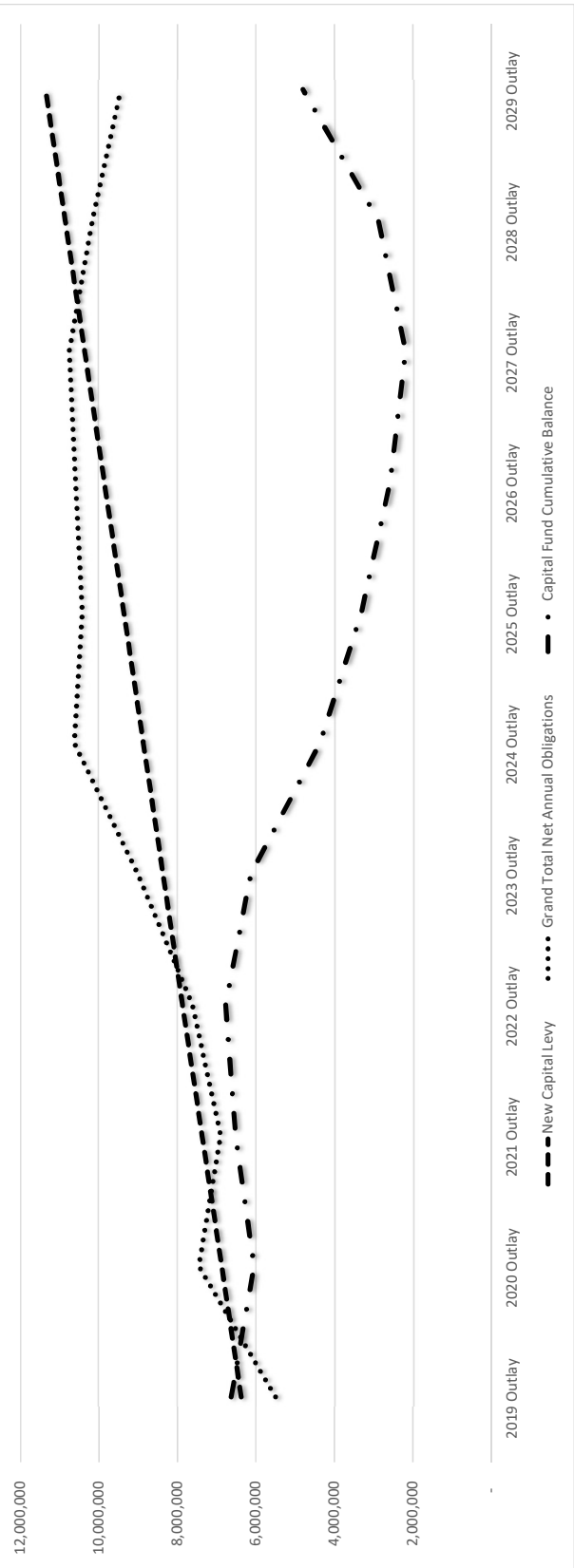
Capital Plan: 2020-24 Project Cash Flow

	<u>Pre-2020</u>	<u>2020</u>	<u>2021</u>	<u>2022</u>	<u>2023</u>	<u>2024</u>	<u>Total 2020-2024</u>
General Fund							
Board of Elections							
Voting Machine Replacement	245,447	69,206	69,206	69,206	69,206	-	276,824
Board of Elections Total	245,447	69,206	69,206	69,206	69,206	-	276,824
Emergency Response							
Backup Dispatch Center & Systems Upgrade	-	50,000	250,000	6,450,000	-	-	6,750,000
Equipment Renewal and Replacement	310,473	157,585	91,959	201,392	55,412	31,448	537,798
Microwave System Upgrade	-	1,820,000	-	-	-	-	1,820,000
Emergency Response Total	310,473	2,027,585	341,959	6,651,392	55,412	31,448	9,107,798
Facilities Department							
Cold Storage Building	40,000	160,000	-	-	-	-	160,000
Downtown Facility	-	1,600,000	20,400,000	-	-	-	22,000,000
Facility Restoration Project-2021	9,700,000	-	1,400,000	-	-	-	1,400,000
Facility Restoration Project-2023	-	-	-	-	1,400,000	-	1,400,000
Facility Restoration Project-2025	-	-	-	-	-	-	-
Facility Restoration Project-2027	-	-	-	-	-	-	-
Green Facilities	-	200,000	500,000	7,000,000	500,000	7,000,000	15,200,000
Public Safety Building	-	-	-	2,400,000	27,600,000	-	30,000,000
Facilities Department Total	9,740,000	1,960,000	22,300,000	9,400,000	29,500,000	7,000,000	70,160,000
Highway Department							
Bridge New York 6 Culvert Projects Various Locations	-	691,500	2,485,410	-	-	-	3,176,910
Central Chapel Road Bridge over Boice Creek	211,000	995,000	-	-	-	-	995,000
Cortland Street Bridge Replacement	-	295,000	1,325,000	-	-	-	1,620,000
Ellis Hollow Road Phase 3	85,000	765,000	-	-	-	-	765,000
Etna Lane CR 109 Bridge over Fall Creek	371,000	1,665,000	-	-	-	-	1,665,000
Fall Creek Road CR 105, Bridge Rehabilitation over Fall Creek	-	-	-	-	115,000	695,000	810,000
Falls Road Bridge	-	-	-	200,000	1,300,000	-	1,500,000
Highway Department Shop and Wash Bay Improvements	50,000	400,000	-	-	-	-	400,000
Road Maintenance Program	17,400,000	1,800,000	1,800,000	1,800,000	1,800,000	2,400,000	9,600,000
Highway Department Total	18,117,000	6,611,500	5,610,410	2,000,000	3,215,000	3,095,000	20,531,910
Information Technology Services							
ITS Infrastructure Replacement/Maintenance	-	545,530	116,600	171,722	273,000	290,858	1,397,710
Information Technology Services Total	-	545,530	116,600	171,722	273,000	290,858	1,397,710
Planning and Sustainability Department							
Aquifer Study Program	3,674,521	158,860	158,860	132,570	106,185	105,715	662,190
Green Fleet	-	-	400,000	400,000	400,000	400,000	1,600,000
Natural Infrastructure	600,000	200,000	200,000	200,000	200,000	200,000	1,000,000
Planning and Sustainability Department Total	4,274,521	358,860	758,860	732,570	706,185	705,715	3,262,190
General Fund Total	32,687,441	11,572,681	29,197,035	19,024,890	33,818,803	11,123,021	104,736,432
Enterprise Fund							
Airport							
Airport Master Plan Update	-	-	-	-	150,000	-	150,000
Airport Wide Obstruction Study and Removal	200,000	350,000	-	-	-	170,000	520,000
ARFF SRE Building	150,000	400,000	-	4,000,000	-	-	4,400,000
Expand Public and Rental Car Parking	-	30,000	120,000	-	-	-	150,000
Install LED Airfield and Taxiway Lighting - Design and Construction	1,250,000	150,000	-	1,250,000	-	-	1,400,000
Install NAVAIDS (Supplemental Wind Cones)	-	200,000	-	-	-	-	200,000
Parallel Taxiway Rehabilitation	2,156,000	1,300,000	1,760,000	-	140,000	-	3,200,000
Terminal Security Improvements/Baggage Make-Up Expansion/ Fuel Farm	34,711,359	2,900,000	-	-	-	-	2,900,000
Airport Total	38,467,359	5,330,000	1,880,000	5,250,000	290,000	170,000	12,920,000
Recycling and Materials Management Department							
RSWC Facilities and Site Upgrade	1,387,980	105,000	965,000	-	-	-	1,070,000
Recycling and Materials Management Department Total	1,387,980	105,000	965,000	-	-	-	1,070,000
Enterprise Fund Total	39,855,339	5,435,000	2,845,000	5,250,000	290,000	170,000	13,990,000
Grand Total	72,542,780	17,007,681	32,042,035	24,274,890	34,108,803	11,293,021	118,726,432

Summary of Budget Impact--Total Existing and Proposed Debt Service and Cash Capital Outlays

	2019 Outlay	2020 Outlay	2021 Outlay	2022 Outlay	2023 Outlay	2024 Outlay	2025 Outlay	2026 Outlay	2027 Outlay	2028 Outlay	2029 Outlay
Existing Obligations											
Existing Debt-Bond	6,079,261	5,989,062	4,903,539	4,889,964	4,897,739	4,894,545	4,903,908	4,901,858	4,894,653	3,988,375	3,216,850
Existing Debt-BAN	15,000	809,930	414,917	208,667	208,667	208,667	208,667	208,667	208,667	208,667	208,667
Leases/Other	315,073	183,536	52,000	52,000	52,000	52,000	57,183	-	-	-	-
Other Capital Payments	70,000	140,000	140,000	140,000	140,000	140,000	140,000	140,000	140,000	140,000	140,000
Contributions-Existing	(1,289,001)	(1,098,146)	(676,949)	(663,506)	(671,745)	(670,254)	(673,586)	(612,178)	(610,419)	(463,383)	(415,752)
Total Existing Net Obligations	5,190,333	6,024,382	4,833,507	4,627,125	4,626,660	4,624,958	4,636,171	4,638,346	4,632,901	3,873,659	3,149,765
New Obligations											
2020-24 Projects	310,473	4,761,181	2,363,875	4,061,110	5,311,036	6,904,065	6,661,149	6,829,487	6,993,850	7,162,188	7,162,188
Contributions-2020-24 Projects	(206,250)	(206,250)	(206,250)	(395,971)	(395,971)	(395,971)	(395,971)	(395,971)	(395,971)	(395,971)	(395,971)
Use of Fund Balance/Reserves-2020-24 Projects	(3,122,585)	(3,122,585)	(91,959)	(672,812)	(526,832)	(502,868)	(471,419)	(471,419)	(471,419)	(471,419)	(471,419)
Total New Net Obligations	310,473	1,432,346	2,065,666	2,992,327	4,388,233	6,005,226	5,793,759	5,962,097	6,126,460	6,294,798	6,294,798
Grand Total Net Annual Obligati	5,500,806	7,456,728	6,899,173	7,619,452	9,014,894	10,630,184	10,429,930	10,600,443	10,759,361	10,168,457	9,444,563
Prior Year's Budgeted Capital Lev	6,129,397	6,375,113	6,874,096	7,373,079	7,872,062	8,371,045	8,870,028	9,369,011	9,867,994	10,366,977	10,865,960
Capital Levy Growth	245,716	498,983	498,983	498,983	498,983	498,983	498,983	498,983	498,983	498,983	498,983
New Capital Levy	6,375,113	6,874,096	7,373,079	7,872,062	8,371,045	8,870,028	9,369,011	9,867,994	10,366,977	10,865,960	11,364,943
Surplus/(Deficit)	874,307	(582,632)	473,906	252,609	(643,849)	(1,760,156)	(1,060,919)	(732,449)	(392,384)	697,503	1,920,381
Capital Fund Cumulative Balance	6,629,217	6,046,585	6,520,490	6,773,100	6,129,251	4,369,095	3,308,176	2,575,726	2,183,342	2,880,846	4,801,226

Estimated Capital Levy, Net Capital Obligations, and Capital Reserve Balance



Budget Impact--Detailed Total Existing and Proposed Debt Service and Cash Capital Outlays

	2019 Outlay	2020 Outlay	2021 Outlay	2022 Outlay	2023 Outlay	2024 Outlay	2025 Outlay	2026 Outlay	2027 Outlay	2028 Outlay	2029 Outlay
2020-24 Projects											
Airport Master Plan Update											
Airport Wide Obstruction Study and Removal											
Aquifer Study Program		158,860	158,860	132,570	106,185	105,715					
ARFF SRE Building											
Backup Dispatch Center & Systems Upgrade		50,000	134,000	471,419	471,419	471,419	471,419	471,419	471,419	471,419	471,419
Bridge New York 6 Culvert Projects Various Locations		200,000									
Central Chapel Road Bridge over Boice Creek			80,200								
Cold Storage Building		160,000									
Cortland Street Bridge Replacement			32,400	194,791	194,791	194,791	194,791	194,791	194,791	194,791	194,791
Downtown Facility		800,000	800,000	1,031,459	1,031,459	1,031,459	1,031,459	1,031,459	1,031,459	1,031,459	1,031,459
Ellis Hollow Road Phase 3			17,000	14,820	14,820	14,820	14,820	14,820	14,820	14,820	14,820
Equipment Renewal and Replacement	310,473	157,585	91,959	201,392	55,412	31,448					
Etna Lane CR 109 Bridge over Fall Creek			137,000								
Expand Public and Rental Car Parking											
Facility Restoration Project-2021				168,338	168,338	168,338	168,338	168,338	168,338	168,338	168,338
Facility Restoration Project-2023						168,338	168,338	168,338	168,338	168,338	168,338
Facility Restoration Project-2025								168,338	168,338	168,338	168,338
Facility Restoration Project-2027									168,338	168,338	168,338
Fall Creek Road CR 105, Bridge Rehabilitation over Fall Creek											
Falls Road Bridge					30,000	180,362	180,362	180,362	180,362	180,362	180,362
Green Facilities		200,000	-	-	564,363	564,363	564,363	564,363	1,128,726	1,128,726	1,128,726
Green Fleet		-	400,000	400,000	400,000	400,000	400,000	400,000			
Highway Department Shop and Wash Bay Improvements	400,000										
Install LED Airfield and Taxiway Lighting - Design and Construction											
Install NAVAIDS (Supplemental Wind Cones)											
ITS Infrastructure Replacement/Maintenance		545,530	116,600	171,722	273,000	290,858					
Microwave System Upgrade		1,820,000									
Natural Infrastructure		200,000	200,000	200,000	200,000	200,000	200,000	200,000	200,000	200,000	200,000
Parallel Taxiway Rehabilitation											
Public Safety Building					600,000	1,820,221	1,820,221	1,820,221	1,820,221	1,820,221	1,820,221
Road Maintenance Program			126,650	253,300	379,950	506,600	675,466	675,466	675,466	675,466	675,466
RSWC Facilities and Site Upgrade				145,971	145,971	145,971	145,971	145,971	145,971	145,971	145,971
Terminal Security Improvements/Baggage Make-Up Expansion/ Fuel Farm				606,122	606,122	606,122	606,122	606,122	606,122	606,122	606,122
Voting Machine Replacement			69,206	69,206	69,206						
2020-24 Projects Total	310,473	4,761,181	2,363,875	4,061,110	5,311,036	6,904,065	6,661,149	6,829,487	6,993,850	7,162,188	7,162,188
Contributions-2020-24 Projects											
BAN Interest Payments/Airport PFCs for Terminal Project		(206,250)	(206,250)	(250,000)	(250,000)	(250,000)	(250,000)	(250,000)	(250,000)	(250,000)	(250,000)
Solid Waste for Facilities and Site Upgrade				(145,971)	(145,971)	(145,971)	(145,971)	(145,971)	(145,971)	(145,971)	(145,971)
Contributions-2020-24 Projects Total		(206,250)	(206,250)	(395,971)	(395,971)	(395,971)	(395,971)	(395,971)	(395,971)	(395,971)	(395,971)
Contributions-Existing	(1,289,001)	(1,098,146)	(676,949)	(663,506)	(671,745)	(670,254)	(673,586)	(612,178)	(610,419)	(463,383)	(415,752)
Existing Debt-BAN											
Coddington Road (Burns I/S)		28,760	172,907	172,907	172,907	172,907	172,907	172,907	172,907	172,907	172,907
Health Department Parking lot/DOER Parking lot	15,000	545,000									
Ludlowville Road Bridge over Salmon Creek Replacement		29,920	35,760	35,760	35,760	35,760	35,760	35,760	35,760	35,760	35,760
Terminal Security Improvements/Baggage Make-Up Expansion/ Fuel Farm		206,250	206,250								
Existing Debt-BAN Total	15,000	809,930	414,917	208,667	208,667	208,667	208,667	208,667	208,667	208,667	208,667
Existing Debt-Bond											
2014 Public Improvements (Bldg, Bridges, TC3)	618,994	619,394	619,594	614,594	619,494	619,094	617,831	620,681	617,500	620,550	618,000
2015 Various Projects	795,656	797,494	793,994	795,269	796,206	796,806	796,250	794,500	798,950	797,650	795,750
2016 Various Projects	257,800	258,500	264,100	259,500	264,900	265,100	265,200	260,200	265,200	-	-
2017 Various Projects	557,306	559,156	559,656	559,956	555,106	555,106	559,856	564,306	563,166	556,188	-
2018 Various Projects	207,235	205,963	207,513	204,013	205,350	206,356	207,138	207,563	207,625	207,563	-
2019 Various Projects		414,286	413,150	413,400	413,350	413,000	412,350	416,325	414,925	413,225	416,150
HSAnnex, RSW & CCE Building (2012)	243,895	240,820	242,233	243,033	243,733	244,333	244,833	240,233	240,288		
Public Safety Improvements, SW, Roads, Leg, VOIP (2013)	321,200	307,800	299,600	306,400	297,600	288,800	295,000	295,600	285,800	281,000	281,000
Refunding of 2004 Bond (2013)	1,305,375	809,750									
Refunding of 2005 & 2007 (2014)	660,700	664,000	387,000	380,100	382,800	383,250	386,250	378,500	384,750		
Refunding of 2010 (2014)	1,111,100	1,111,900	1,116,700	1,113,700	1,119,200	1,122,700	1,119,200	1,123,950	1,116,450	1,112,200	1,105,950
Existing Debt-Bond Total	6,079,261	5,989,062	4,903,539	4,889,964	4,897,739	4,894,545	4,903,908	4,901,858	4,894,653	3,988,375	3,216,850
Leases/Other											
Energy Performance	263,073	131,536	-	-	-	-	-	-	-	-	-
Human Services Building Annex-Mortgage	52,000	52,000	52,000	52,000	52,000	52,000	57,183	-	-	-	-
Leases/Other Total	315,073	183,536	52,000	52,000	52,000	52,000	57,183	-	-	-	-
Other Capital Payments											
Fiscal Agent Fees	10,000	80,000	80,000	80,000	80,000	80,000	80,000	80,000	80,000	80,000	80,000
Local Share--Federal Projects	60,000	60,000	60,000	60,000	60,000	60,000	60,000	60,000	60,000	60,000	60,000
Other Capital Payments Total	70,000	140,000	140,000	140,000	140,000	140,000	140,000	140,000	140,000	140,000	140,000
Use of Fund Balance/Reserves-2020-24 Projects											
Emergency Response (R&R funds from annual State grant)		(1,977,585)	(91,959)	(672,812)	(526,832)	(502,868)	(471,419)	(471,419)	(471,419)	(471,419)	(471,419)
Health Department (Use of HQ-Fund balance)		(545,000)									
Highway Department (Use of D-Fund balance)		(600,000)									
Use of Fund Balance/Reserves-2020-24 Projects Total		(3,122,585)	(91,959)	(672,812)	(526,832)	(502,868)	(471,419)	(471,419)	(471,419)	(471,419)	(471,419)
Grand Total	5,500,806	7,456,728	6,899,173	7,619,452	9,014,894	10,630,184	10,429,930	10,600,443	10,759,361	10,168,457	9,444,563

Tompkins County Project Approval Request Form

Project Name: Airport Master Plan Update

Project Summary

General

Start Year: 2023
 Completion Year: 2023
 Program Committee: Facilities and Infrastructure
 Department: Airport
 Jurisdiction:

Administrative

Program Manager: Michael S. Hall
 Project Manager: Josh Nalley
 Project Type: Other
 RFP or Bid Proposal necessary?: No

Environmental

Other Involved Agencies/Municipalities:

 Anticipated SEQR Review Level:
 EAF Short
 SEQR Type: TYPEII

Financial Source

Local Share	
FAA	\$135,000
State	\$7,500
Airport (PFC's or Operating Budget)	\$7,500
<hr/>	
Total:	\$150,000

Financial Information - Uses

	<u>Total</u>	<u>Previous Years</u>	<u>2020</u>	<u>2021</u>	<u>2022</u>	<u>2023</u>	<u>2024</u>
Planning	\$0	\$0	\$0	\$0	\$0	\$0	\$0
Land:	\$0	\$0	\$0	\$0	\$0	\$0	\$0
Design:	\$0	\$0	\$0	\$0	\$0	\$0	\$0
Construction:	\$0	\$0	\$0	\$0	\$0	\$0	\$0
Equipment:	\$0	\$0	\$0	\$0	\$0	\$0	\$0
Other:	<u>\$150,000</u>	<u>\$0</u>	<u>\$0</u>	<u>\$0</u>	<u>\$0</u>	<u>\$150,000</u>	<u>\$0</u>
Total:	\$150,000	\$0	\$0	\$0	\$0	\$150,000	\$0
<hr/>							
Total Local:	\$0	\$0	\$0	\$0	\$0	\$0	\$0

Project Description

The Ithaca Tompkins Regional Airport needs to look at the current projects and status of the airport and update and make changes necessary to keep the mission of the airport in-line.

Tompkins County Project Approval Request Form

Project Name: Airport Wide Obstruction Study and Removal

Project Summary

General

Start Year: 2018
Completion Year: 2026
Program Committee: Facilities and Infrastructure
Department: Airport
Jurisdiction:

Administrative

Program Manager: Michael Hall
Project Manager: Josh Nalley
Project Type: Other
RFP or Bid Proposal necessary?: Yes

Environmental

Other Involved Agencies/Municipalities:

 Anticipated SEQR Review Level:

 SEQR Type: TYPEII

Financial Source

Local Share	
Aiport (PFC's)	\$86,000
Federal	\$1,548,000
State	\$86,000
<hr/>	
Total:	\$1,720,000

Financial Information - Uses

	<u>Total</u>	<u>Previous Years</u>	<u>2020</u>	<u>2021</u>	<u>2022</u>	<u>2023</u>	<u>2024</u>
Planning	\$200,000	\$200,000	\$0	\$0	\$0	\$0	\$0
Land:	\$0	\$0	\$0	\$0	\$0	\$0	\$0
Design:	\$170,000	\$0	\$0	\$0	\$0	\$0	\$170,000
Construction:	\$0	\$0	\$0	\$0	\$0	\$0	\$0
Equipment:	\$0	\$0	\$0	\$0	\$0	\$0	\$0
Other:	<u>\$350,000</u>	<u>\$0</u>	<u>\$350,000</u>	<u>\$0</u>	<u>\$0</u>	<u>\$0</u>	<u>\$0</u>
Total:	\$720,000	\$200,000	\$350,000	\$0	\$0	\$0	\$170,000
Total Local:	\$0	\$0	\$0	\$0	\$0	\$0	\$0

Project Description

This project is the intial study for the removal/mitigation of trees and turn identified as penetrations to the Airport and determined to be obstructions.

Tompkins County Project Approval Request Form

Project Name: ARFF SRE Building

Project Summary

General

Start Year: 2018
 Completion Year: 2022
 Program Committee: Facilities and Infrastructure
 Department: Airport
 Jurisdiction:

Administrative

Program Manager: Mike Hall
 Project Manager: Josh Nalley
 Project Type: Building
 RFP or Bid Proposal necessary?: Yes

Environmental

Other Involved Agencies/Municipalities:
 Anticipated SEQR Review Level:
 SEQR Type: TYPEII

Financial Source

Local Share	
FAA	\$4,095,000
NYS	\$227,500
PFC's/Airport	\$227,500
Total:	\$4,550,000

Financial Information - Uses

	<u>Total</u>	<u>Previous Years</u>	<u>2020</u>	<u>2021</u>	<u>2022</u>	<u>2023</u>	<u>2024</u>
Planning	\$150,000	\$150,000	\$0	\$0	\$0	\$0	\$0
Land:	\$0	\$0	\$0	\$0	\$0	\$0	\$0
Design:	\$400,000	\$0	\$400,000	\$0	\$0	\$0	\$0
Construction:	\$4,000,000	\$0	\$0	\$0	\$4,000,000	\$0	\$0
Equipment:	\$0	\$0	\$0	\$0	\$0	\$0	\$0
Other:	<u>\$0</u>	<u>\$0</u>	<u>\$0</u>	<u>\$0</u>	<u>\$0</u>	<u>\$0</u>	<u>\$0</u>
Total:	\$4,550,000	\$150,000	\$400,000	\$0	\$4,000,000	\$0	\$0
Total Local:	\$0	\$0	\$0	\$0	\$0	\$0	\$0

Project Description

Due to FAA requirements of vehicle size and type, the current building is unsuitable for additional expansion to meet the FAA requirements.

Tompkins County Project Approval Request Form

Project Name: Expand Public and Rental Car Parking

Project Summary

General

Start Year: 2020
 Completion Year: 2021
 Program Committee: Facilities and Infrastructure
 Department: Airport
 Jurisdiction:

Administrative

Program Manager: Michael S. Hall
 Project Manager: Tony Rudy
 Project Type: Other
 RFP or Bid Proposal necessary?: Yes

Environmental

Other Involved Agencies/Municipalities:

 Anticipated SEQR Review Level:
 Neg Dec
 SEQR Type: TYPEII

Financial Source

Local Share
 Airport and Rental Car Companies \$150,000

Total: \$150,000

Financial Information - Uses

	<u>Total</u>	<u>Previous Years</u>	<u>2020</u>	<u>2021</u>	<u>2022</u>	<u>2023</u>	<u>2024</u>
Planning	\$0	\$0	\$0	\$0	\$0	\$0	\$0
Land:	\$0	\$0	\$0	\$0	\$0	\$0	\$0
Design:	\$15,000	\$0	\$15,000	\$0	\$0	\$0	\$0
Construction:	\$120,000	\$0	\$0	\$120,000	\$0	\$0	\$0
Equipment:	\$0	\$0	\$0	\$0	\$0	\$0	\$0
Other:	\$15,000	\$0	\$15,000	\$0	\$0	\$0	\$0
Total:	\$150,000	\$0	\$30,000	\$120,000	\$0	\$0	\$0
Total Local:	\$0	\$0	\$0	\$0	\$0	\$0	\$0

Project Description

Expand the public and rental car parking.

Tompkins County Project Approval Request Form

Project Name: Install LED Airfield and Taxiway Lighting - Design and Construction

Project Summary

<u>General</u>	<u>Administrative</u>
Start Year: 2020	Program Manager: Michael S. Hall
Completion Year: 2022	Project Manager: Josh Nalley
Program Committee: Facilities and Infrastructure	Project Type: Other
Department: Airport	RFP or Bid Proposal necessary?: Yes
Jurisdiction:	

<u>Environmental</u>	<u>Financial Source</u>
Other Involved Agencies/Municipalities:	Local Share
Anticipated SEQR Review Level:	FAA \$1,260,000
Neg Dec	NYS DOT \$70,000
SEQR Type: TYPEII	Airport/PFC'S \$70,000
	Total: \$1,400,000

Financial Information - Uses

	<u>Total</u>	<u>Previous Years</u>	<u>2020</u>	<u>2021</u>	<u>2022</u>	<u>2023</u>	<u>2024</u>
Planning	\$0	\$0	\$0	\$0	\$0	\$0	\$0
Land:	\$0	\$0	\$0	\$0	\$0	\$0	\$0
Design:	\$150,000	\$0	\$150,000	\$0	\$0	\$0	\$0
Construction:	\$1,250,000	\$0	\$0	\$0	\$1,250,000	\$0	\$0
Equipment:	\$0	\$0	\$0	\$0	\$0	\$0	\$0
Other:	\$0	\$0	\$0	\$0	\$0	\$0	\$0
Total:	\$1,400,000	\$0	\$150,000	\$0	\$1,250,000	\$0	\$0
Total Local:	\$0	\$0	\$0	\$0	\$0	\$0	\$0

Project Description

Replace all Taxiway Lighting with LED Lights.

Tompkins County Project Approval Request Form

Project Name: Install NAVAIDS (Supplemental Wind Cones)

Project Summary

General

Start Year: 2020
 Completion Year: 2020
 Program Committee: Facilities and Infrastructure
 Department: Airport
 Jurisdiction:

Administrative

Program Manager: Mike Hall
 Project Manager: Josh Nalley
 Project Type: Equipment
 RFP or Bid Proposal necessary?: Yes

Environmental

Other Involved Agencies/Municipalities:

 Anticipated SEQR Review Level:
 EAF Short
 SEQR Type: TYPEII

Financial Source

Local Share
 Federal Aviation Administration (FA) \$200,000

Total: \$200,000

Financial Information - Uses

	<u>Total</u>	<u>Previous Years</u>	<u>2020</u>	<u>2021</u>	<u>2022</u>	<u>2023</u>	<u>2024</u>
Planning	\$0	\$0	\$0	\$0	\$0	\$0	\$0
Land:	\$0	\$0	\$0	\$0	\$0	\$0	\$0
Design:	\$0	\$0	\$0	\$0	\$0	\$0	\$0
Construction:	\$200,000	\$0	\$200,000	\$0	\$0	\$0	\$0
Equipment:	\$0	\$0	\$0	\$0	\$0	\$0	\$0
Other:	<u>\$0</u>	<u>\$0</u>	<u>\$0</u>	<u>\$0</u>	<u>\$0</u>	<u>\$0</u>	<u>\$0</u>
Total:	\$200,000	\$0	\$200,000	\$0	\$0	\$0	\$0
Total Local:	\$0	\$0	\$0	\$0	\$0	\$0	\$0

Project Description

As part of the 2018 FAR Part 139 Airport Inspection, a recommendation was made for the Sponsor to furnish supplemental wind cones at both runway ends. During times of inclement weather and foggy conditions, the pilot's visibility to the primary wind cone instrument is reduced. Installing supplemental wind cones will improve the pilots' awareness of the airfield conditions and enhance the overall level of safety at the airport.

Tompkins County Project Approval Request Form

Project Name: Parallel Taxiway Rehabilitation

Project Summary

General

Start Year: 2018
Completion Year: 2025
Program Committee: Facilities and Infrastructure
Department: Airport
Jurisdiction:

Administrative

Program Manager: Michael S. Hall
Project Manager: Josh Nalley
Project Type: Other
RFP or Bid Proposal necessary?: Yes

Environmental

Other Involved Agencies/Municipalities:

Anticipated SEQR Review Level:
 Neg Dec
SEQR Type: TYPEII

Financial Source

Local Share	\$4,720,200
FAA	\$317,900
NYS DOT	\$317,900
Airport/PFC'S	\$317,900
<hr/>	
Total:	\$5,356,000

Financial Information - Uses

	<u>Total</u>	<u>Previous Years</u>	<u>2020</u>	<u>2021</u>	<u>2022</u>	<u>2023</u>	<u>2024</u>
Planning	\$0	\$0	\$0	\$0	\$0	\$0	\$0
Land:	\$0	\$0	\$0	\$0	\$0	\$0	\$0
Design:	\$276,000	\$136,000	\$0	\$0	\$0	\$140,000	\$0
Construction:	\$5,080,000	\$2,020,000	\$1,300,000	\$1,760,000	\$0	\$0	\$0
Equipment:	\$0	\$0	\$0	\$0	\$0	\$0	\$0
Other:	<u>\$0</u>	<u>\$0</u>	<u>\$0</u>	<u>\$0</u>	<u>\$0</u>	<u>\$0</u>	<u>\$0</u>
Total:	\$5,356,000	\$2,156,000	\$1,300,000	\$1,760,000	\$0	\$140,000	\$0
Total Local:	\$0	\$0	\$0	\$0	\$0	\$0	\$0

Project Description

Complete rehabilitation of the Parallel Taxiway - broken into multiple phases for funding reasons.

Tompkins County Project Approval Request Form

Project Name: Terminal Security Improvements and Baggage Make-Up Expansion and Fuel Farm

Project Summary

General

Start Year: 2017
Completion Year: 2019
Program Committee: Facilities and Infrastructure
Department: Airport
Jurisdiction:

Administrative

Program Manager: Michael S. Hall
Project Manager: Josh Nalley
Project Type: Other
RFP or Bid Proposal necessary?: Yes

Environmental

Other Involved Agencies/Municipalities:

Anticipated SEQR Review Level:
 Neg Dec
SEQR Type: TYPEII

Financial Source

Local Share	\$9,989,814
Airport	\$780,000
STATE DOT UAI	\$14,200,000
AIP Funds	\$12,055,545
Other Mis. Funding	\$586,000
Total:	\$37,611,359

Financial Information - Uses

	<u>Total</u>	<u>Previous Years</u>	<u>2020</u>	<u>2021</u>	<u>2022</u>	<u>2023</u>	<u>2024</u>
Planning	\$0	\$0	\$0	\$0	\$0	\$0	\$0
Land:	\$0	\$0	\$0	\$0	\$0	\$0	\$0
Design:	\$3,042,485	\$3,042,485	\$0	\$0	\$0	\$0	\$0
Construction:	\$31,668,874	\$31,668,874	\$0	\$0	\$0	\$0	\$0
Equipment:	\$0	\$0	\$0	\$0	\$0	\$0	\$0
Other:	<u>\$2,900,000</u>	<u>\$2,900,000</u>	<u>\$0</u>	<u>\$0</u>	<u>\$0</u>	<u>\$0</u>	<u>\$0</u>
Total:	\$37,611,359	\$37,611,359	\$0	\$0	\$0	\$0	\$0
Total Local:	\$9,989,814	\$9,989,814	\$0	\$0	\$0	\$0	\$0

Project Description

Baggage Make-Up area expansion to accommodate new TSA Equipment and relocating TSA employees from airline space to their own space. Expanding departure lounge to compensate loss of space due to TSA Offices relocating to this location. Funding for this project will be via PFC's subject to approval.

Tompkins County Project Approval Request Form

Project Name: Voting Machine Replacement

Project Summary

General

Start Year: 2019
Completion Year: 2024
Program Committee: Governmental Operations
Department: Board of Elections
Jurisdiction: Tompkins County

Administrative

Program Manager: Elizabeth Cree & Stephen
Project Manager: Elizabeth Cree & Stephen
Project Type: Equipment
RFP or Bid Proposal necessary?: No

Environmental

Other Involved Agencies/Municipalities:
 Tompkins County
 Anticipated SEQR Review Level:
 SEQR Type: 2-26

Financial Source

Local Share	\$276,823
Grant	\$245,447
<hr/>	
Total:	\$522,270

Financial Information - Uses

	<u>Total</u>	<u>Previous Years</u>	<u>2020</u>	<u>2021</u>	<u>2022</u>	<u>2023</u>	<u>2024</u>
Planning	\$0	\$0	\$0	\$0	\$0	\$0	\$0
Land:	\$0	\$0	\$0	\$0	\$0	\$0	\$0
Design:	\$0	\$0	\$0	\$0	\$0	\$0	\$0
Construction:	\$0	\$0	\$0	\$0	\$0	\$0	\$0
Equipment:	\$431,019	\$245,447	\$46,393	\$46,393	\$46,393	\$46,393	\$0
Other:	<u>\$91,252</u>	<u>\$0</u>	<u>\$22,813</u>	<u>\$22,813</u>	<u>\$22,813</u>	<u>\$22,813</u>	<u>\$0</u>
Total:	\$522,271	\$245,447	\$69,206	\$69,206	\$69,206	\$69,206	\$0
<hr/>							
Total Local:	\$0	\$0	\$0	\$0	\$0	\$0	\$0

Project Description

Purchase of 45 Dominion ICE voting machines equipped with a ballot marking device that can be used by voters with disabilities. This is one of two voting machines that are certified in the state.

Tompkins County Project Approval Request Form

Project Name: Backup Dispatch Center

Project Summary

General

Start Year: 2020
 Completion Year: 2021
 Program Committee: Public Safety
 Department: Emergency Response
 Jurisdiction:

Administrative

Program Manager:
 Project Manager:
 Project Type:
 RFP or Bid Proposal necessary?: Yes

Environmental

Other Involved Agencies/Municipalities:
 Anticipated SEQR Review Level:
 SEQR Type:

Financial Source

Local Share	\$50,000
NYS Interoperable Communications	\$6,700,000
<hr/>	
Total:	\$6,750,000

Financial Information - Uses

	<u>Total</u>	<u>Previous Years</u>	<u>2020</u>	<u>2021</u>	<u>2022</u>	<u>2023</u>	<u>2024</u>
Planning	\$50,000	\$0	\$50,000	\$0	\$0	\$0	\$0
Land:	\$0	\$0	\$0	\$0	\$0	\$0	\$0
Design:	\$250,000	\$0	\$0	\$250,000	\$0	\$0	\$0
Construction:	\$6,450,000	\$0	\$0	\$0	\$6,450,000	\$0	\$0
Equipment:	\$0	\$0	\$0	\$0	\$0	\$0	\$0
Other:	<u>\$0</u>	<u>\$0</u>	<u>\$0</u>	<u>\$0</u>	<u>\$0</u>	<u>\$0</u>	<u>\$0</u>
Total:	\$6,750,000	\$0	\$50,000	\$250,000	\$6,450,000	\$0	\$0
Total Local:	\$50,000	\$0	\$50,000	\$0	\$0	\$0	\$0

Project Description

Tompkins County Project Approval Request Form

Project Name: Equipment Renewal and Replacement

Project Summary

General

Start Year: 2020
 Completion Year: 2026
 Program Committee: Public Safety
 Department: Emergency Response
 Jurisdiction: Tompkins County

Administrative

Program Manager: Brian Robison
 Project Manager: Brian Robison
 Project Type: Equipment
 RFP or Bid Proposal necessary?: Unsu

Environmental

Other Involved Agencies/Municipalities:
 Tompkins County
 Anticipated SEQR Review Level:
 SEQR Type:

Financial Source

Local Share
 Interoperable Communications Grant \$848,269
 Total: \$848,269

Financial Information - Uses

	<u>Total</u>	<u>Previous Years</u>	<u>2020</u>	<u>2021</u>	<u>2022</u>	<u>2023</u>	<u>2024</u>
Planning	\$0	\$0	\$0	\$0	\$0	\$0	\$0
Land:	\$0	\$0	\$0	\$0	\$0	\$0	\$0
Design:	\$0	\$0	\$0	\$0	\$0	\$0	\$0
Construction:	\$0	\$0	\$0	\$0	\$0	\$0	\$0
Equipment:	\$848,269	\$310,473	\$157,585	\$91,959	\$201,392	\$55,412	\$31,448
Other:	<u>\$0</u>	<u>\$0</u>	<u>\$0</u>	<u>\$0</u>	<u>\$0</u>	<u>\$0</u>	<u>\$0</u>
Total:	\$848,269	\$310,473	\$157,585	\$91,959	\$201,392	\$55,412	\$31,448
Total Local:	\$0	\$0	\$0	\$0	\$0	\$0	\$0

Project Description

The communications equipment that is at the center of the Department of Emergency Response's operations have limited reliable lives and need to be replaced on a regular cycle to ensure continuity of operations in critical public safety functions. If established, this capital project would allow grant funds--such as the Interoperable Communications Grant--to be accumulated and applied to the regular replacment of critical elements of the departments emergency communications infrastructure. Additionally, if these grant programs were to be ended, local dollars could be contributed to this capital project on a regular basis to similarly build up a reserve to fund a regular equipment replacement schedule.

Tompkins County Project Approval Request Form

Project Name: Microwave System Upgrade

Project Summary

General

Start Year: 2019
 Completion Year: 2020
 Program Committee: Public Safety
 Department: Emergency Response
 Jurisdiction: Tompkins County

Administrative

Program Manager: Brian Robison
 Project Manager: Brian Wilbur
 Project Type: Equipment
 RFP or Bid Proposal necessary?: No

Environmental

Other Involved Agencies/Municipalities:
 Tompkins County
 Anticipated SEQR Review Level:
 SEQR Type:

Financial Source

Local Share
 NYS Interoperable Communications \$1,820,000
 Total: \$1,820,000

Financial Information - Uses

	<u>Total</u>	<u>Previous Years</u>	<u>2020</u>	<u>2021</u>	<u>2022</u>	<u>2023</u>	<u>2024</u>
Planning	\$0	\$0	\$0	\$0	\$0	\$0	\$0
Land:	\$0	\$0	\$0	\$0	\$0	\$0	\$0
Design:	\$0	\$0	\$0	\$0	\$0	\$0	\$0
Construction:	\$0	\$0	\$0	\$0	\$0	\$0	\$0
Equipment:	\$1,820,000	\$0	\$1,820,000	\$0	\$0	\$0	\$0
Other:	<u>\$0</u>	<u>\$0</u>	<u>\$0</u>	<u>\$0</u>	<u>\$0</u>	<u>\$0</u>	<u>\$0</u>
Total:	\$1,820,000	\$0	\$1,820,000	\$0	\$0	\$0	\$0
Total Local:	\$0	\$0	\$0	\$0	\$0	\$0	\$0

Project Description

Microwave System Upgrade to the Public Safety Radio system.

Tompkins County Project Approval Request Form

Project Name: Cold Storage Building

Project Summary

General

Start Year: 2019
 Completion Year: 2020
 Program Committee: Facilities and Infrastructure
 Department: Facilities Department
 Jurisdiction:

Administrative

Program Manager: Arel LeMaro/Jon Negley
 Project Manager: Arel LeMaro
 Project Type: Building
 RFP or Bid Proposal necessary?: Yes

Environmental

Other Involved Agencies/Municipalities:

 Anticipated SEQR Review Level:
 EAF Short
 SEQR Type: UNLISTED

Financial Source

Local Share	\$140,000
State Grant (to be obtained by TCSW)	\$60,000
<hr/>	
Total:	\$200,000

Financial Information - Uses

	<u>Total</u>	<u>Previous Years</u>	<u>2020</u>	<u>2021</u>	<u>2022</u>	<u>2023</u>	<u>2024</u>
Planning	\$0	\$0	\$0	\$0	\$0	\$0	\$0
Land:	\$0	\$0	\$0	\$0	\$0	\$0	\$0
Design:	\$40,000	\$40,000	\$0	\$0	\$0	\$0	\$0
Construction:	\$160,000	\$0	\$160,000	\$0	\$0	\$0	\$0
Equipment:	\$0	\$0	\$0	\$0	\$0	\$0	\$0
Other:	<u>\$0</u>	<u>\$0</u>	<u>\$0</u>	<u>\$0</u>	<u>\$0</u>	<u>\$0</u>	<u>\$0</u>
Total:	\$200,000	\$40,000	\$160,000	\$0	\$0	\$0	\$0
<hr/>							
Total Local:	\$140,000	\$140,000	\$0	\$0	\$0	\$0	\$0

Project Description

Project is the construction of a 60' x 100' (6,000 SF) cold storage building at Public Works property located at Bostwick Road to be shared with TC Soil and Water Conservation District and Facilities. Having lost storage space with sale of Old Library, Facilities Department has additional need for cold storage. Currently TCSWCD is utilizing Highway space for storage needs.

Tompkins County Project Approval Request Form

Project Name: Downtown Facility

Project Summary

General

Start Year: 2019
Completion Year: 2022
Program Committee: Facilities and Infrastructure
Department: Facilities Department
Jurisdiction: City of Ithaca

Administrative

Program Manager: Arel LeMaro
Project Manager: TBD
Project Type: Building
RFP or Bid Proposal necessary?: Yes

Environmental

Other Involved Agencies/Municipalities:
 City of Ithaca
Anticipated SEQR Review Level:

SEQR Type:

Financial Source

Local Share	\$22,000,000
<hr/>	
Total:	\$22,000,000

Financial Information - Uses

	<u>Total</u>	<u>Previous Years</u>	<u>2020</u>	<u>2021</u>	<u>2022</u>	<u>2023</u>	<u>2024</u>
Planning	\$0	\$0	\$0	\$0	\$0	\$0	\$0
Land:	\$0	\$0	\$0	\$0	\$0	\$0	\$0
Design:	\$1,600,000	\$0	\$1,600,000	\$0	\$0	\$0	\$0
Construction:	\$20,400,000	\$0	\$0	\$20,400,000	\$0	\$0	\$0
Equipment:	\$0	\$0	\$0	\$0	\$0	\$0	\$0
Other:	<u>\$0</u>	<u>\$0</u>	<u>\$0</u>	<u>\$0</u>	<u>\$0</u>	<u>\$0</u>	<u>\$0</u>
Total:	\$22,000,000	\$0	\$1,600,000	\$20,400,000	\$0	\$0	\$0
Total Local:	\$22,000,000	\$0	\$1,600,000	\$20,400,000	\$0	\$0	\$0

Project Description

County Government needs space for operations and would gain certain efficiencies from consolidating multiple downtown locations into one modern, energy and design efficient downtown building.

Tompkins County Project Approval Request Form

Project Name: Facility Restoration Project

Project Summary

General

Start Year: 2014
Completion Year: Ongoing
Program Committee: Facilities and Infrastructure
Department: Facilities Department
Jurisdiction: Town & City of Ithaca

Administrative

Program Manager: Arel LeMaro
Project Manager: Arel LeMaro
Project Type: Building
RFP or Bid Proposal necessary?: Yes

Environmental

Other Involved Agencies/Municipalities:
 Town & City of Ithaca
Anticipated SEQR Review Level:
 Exempt
SEQR Type: TYPE II

Financial Source

Local Share	\$10,200,000
<hr/>	
Total:	\$10,200,000

Financial Information - Uses

	<u>Total</u>	<u>Previous Years</u>	<u>2020</u>	<u>2021</u>	<u>2022</u>	<u>2023</u>	<u>2024</u>
Planning	\$0	\$0	\$0	\$0	\$0	\$0	\$0
Land:	\$0	\$0	\$0	\$0	\$0	\$0	\$0
Design:	\$650,000	\$250,000	\$0	\$200,000	\$0	\$200,000	\$0
Construction:	\$6,250,000	\$3,850,000	\$0	\$1,200,000	\$0	\$1,200,000	\$0
Equipment:	\$0	\$0	\$0	\$0	\$0	\$0	\$0
Other:	<u>\$0</u>	<u>\$0</u>	<u>\$0</u>	<u>\$0</u>	<u>\$0</u>	<u>\$0</u>	<u>\$0</u>
Total:	\$6,900,000	\$4,100,000	\$0	\$1,400,000	\$0	\$1,400,000	\$0
Total Local:	\$6,600,000	\$4,100,000	\$0	\$1,100,000	\$0	\$1,400,000	\$0

Project Description

Years of under funding maintenance budgets and under investing in County owned facilities have caused a significant backlog of deferred maintenance. This request is intended to address the backlog of deferred maintenance that currently exists in the County's facilities and to accomplish it over the next several years.

This is a short-term remedial program of deferred maintenance reduction. Once completed ongoing facility maintenance needs in future years will need to be addressed. If on-going needs are not addressed, the county will likely be faced with the same problem in future years. Funds will be used to correct deficiencies on facilities in worse condition in order to prevent further and frequently accelerating deterioration.

In the Updated 2013 Capital Improvement Plan, \$4 million was to be invested in these projects over a seven year period from 2014-2020. (\$800,000/year in 2014-2016 followed by \$800,000/year in 2019-20). It is proposed that the same \$4 million be invested over a five, rather than seven, year period from 2014-2018. The two year "pause" in investments would occur in 2019-20. The second cycle of \$4 million over a seven year period (2021-2027) begins with an \$1,400,000 investment in 2021.

Tompkins County Project Approval Request Form

Project Name: Green Facilities

Project Summary

General

Start Year: 2020
 Completion Year: 2030
 Program Committee: Facilities and Infrastructure
 Department: Facilities Department
 Jurisdiction:

Administrative

Program Manager: Arel LeMaro
 Project Manager: Arel LeMaro
 Project Type: Building
 RFP or Bid Proposal necessary?: Yes

Environmental

Other Involved Agencies/Municipalities:
 Anticipated SEQR Review Level:
 SEQR Type:

Financial Source

Local Share	\$26,200,000
NY State	\$4,000,000
<hr/>	
Total:	\$30,200,000

Financial Information - Uses

	<u>Total</u>	<u>Previous Years</u>	<u>2020</u>	<u>2021</u>	<u>2022</u>	<u>2023</u>	<u>2024</u>
Planning	\$200,000	\$0	\$200,000	\$0	\$0	\$0	\$0
Land:	\$0	\$0	\$0	\$0	\$0	\$0	\$0
Design:	\$1,000,000	\$0	\$0	\$500,000	\$0	\$500,000	\$0
Construction:	\$14,000,000	\$0	\$0	\$0	\$7,000,000	\$0	\$7,000,000
Equipment:	\$0	\$0	\$0	\$0	\$0	\$0	\$0
Other:	<u>\$0</u>	<u>\$0</u>	<u>\$0</u>	<u>\$0</u>	<u>\$0</u>	<u>\$0</u>	<u>\$0</u>
Total:	\$15,200,000	\$0	\$200,000	\$500,000	\$7,000,000	\$500,000	\$7,000,000
Total Local:	\$13,200,000	\$0	\$200,000	\$500,000	\$6,000,000	\$500,000	\$6,000,000

Project Description

Make facility improvements to achieve net-zero emissions in County operations by 2035.

Tompkins County Project Approval Request Form

Project Name: Health Department Parking Lot/DOER Parking Lot

Project Summary

General

Start Year: 2016
Completion Year: 2019
Program Committee: Facilities and Infrastructure
Department: Facilities Department
Jurisdiction: Lansing (V)

Administrative

Program Manager: Arel LeMaro
Project Manager: Arel LeMaro
Project Type: Building Parki
RFP or Bid Proposal necessary?: Yes

Environmental

Other Involved Agencies/Municipalities:
 Lansing (V)
 Anticipated SEQR Review Level:
 Exempt
 SEQR Type: TYPEII

Financial Source

Local Share	\$550,000
Total: \$550,000	

Financial Information - Uses

	<u>Total</u>	<u>Previous Years</u>	<u>2020</u>	<u>2021</u>	<u>2022</u>	<u>2023</u>	<u>2024</u>
Planning	\$0	\$0	\$0	\$0	\$0	\$0	\$0
Land:	\$0	\$0	\$0	\$0	\$0	\$0	\$0
Design:	\$15,000	\$15,000	\$0	\$0	\$0	\$0	\$0
Construction:	\$535,000	\$535,000	\$0	\$0	\$0	\$0	\$0
Equipment:	\$0	\$0	\$0	\$0	\$0	\$0	\$0
Other:	<u>\$0</u>	<u>\$0</u>	<u>\$0</u>	<u>\$0</u>	<u>\$0</u>	<u>\$0</u>	<u>\$0</u>
Total:	\$550,000	\$550,000	\$0	\$0	\$0	\$0	\$0
Total Local:	\$550,000	\$550,000	\$0	\$0	\$0	\$0	\$0

Project Description

This capital project will strengthen the access road from Brown Road as well as make improvements to the entire parking lot at the Health Department.

Tompkins County Project Approval Request Form

Project Name: Public Safety Building Improvements

Project Summary

General

Start Year: 2021
 Completion Year: 2023
 Program Committee: Facilities and Infrastructure
 Department: Facilities Department
 Jurisdiction: TBD

Administrative

Program Manager: Derek Osborne
 Project Manager: Arel LeMaro
 Project Type: Building
 RFP or Bid Proposal necessary?: Yes

Environmental

Other Involved Agencies/Municipalities:
 TBD
 Anticipated SEQR Review Level:
 SEQR Type:

Financial Source

Local Share	\$30,000,000
<hr/>	
Total:	\$30,000,000

Financial Information - Uses

	<u>Total</u>	<u>Previous Years</u>	<u>2020</u>	<u>2021</u>	<u>2022</u>	<u>2023</u>	<u>2024</u>
Planning	\$0	\$0	\$0	\$0	\$0	\$0	\$0
Land:	\$0	\$0	\$0	\$0	\$0	\$0	\$0
Design:	\$2,400,000	\$0	\$0	\$0	\$2,400,000	\$0	\$0
Construction:	\$27,600,000	\$0	\$0	\$0	\$0	\$27,600,000	\$0
Equipment:	\$0	\$0	\$0	\$0	\$0	\$0	\$0
Other:	<u>\$0</u>	<u>\$0</u>	<u>\$0</u>	<u>\$0</u>	<u>\$0</u>	<u>\$0</u>	<u>\$0</u>
Total:	\$30,000,000	\$0	\$0	\$0	\$2,400,000	\$27,600,000	\$0
Total Local:	\$30,000,000	\$0	\$0	\$0	\$2,400,000	\$27,600,000	\$0

Project Description

Improvements to the Public Safety Building.

Tompkins County Project Approval Request Form

Project Name: Bridge New York 6 Culvert Projects Various Locations

Project Summary

<u>General</u>	<u>Administrative</u>
Start Year: 2020	Program Manager: Jeff Smith
Completion Year: 2023	Project Manager: John Webert
Program Committee: Facilities and Infrastructure	Project Type: Bridge
Department: Highway Department	RFP or Bid Proposal necessary?: Yes
Jurisdiction:	

<u>Environmental</u>	<u>Financial Source</u>
Other Involved Agencies/Municipalities:	Local Share \$116,400
Anticipated SEQR Review Level:	State \$3,060,510
Neg Dec	
SEQR Type: UNLISTED	
	Total: \$3,176,910

Financial Information - Uses

	<u>Total</u>	<u>Previous Years</u>	<u>2020</u>	<u>2021</u>	<u>2022</u>	<u>2023</u>	<u>2024</u>
Planning	\$0	\$0	\$0	\$0	\$0	\$0	\$0
Land:	\$0	\$0	\$0	\$0	\$0	\$0	\$0
Design:	\$691,500	\$0	\$691,500	\$0	\$0	\$0	\$0
Construction:	\$2,233,410	\$0	\$0	\$2,233,410	\$0	\$0	\$0
Equipment:	\$0	\$0	\$0	\$0	\$0	\$0	\$0
Other:	<u>\$252,000</u>	<u>\$0</u>	<u>\$0</u>	<u>\$252,000</u>	<u>\$0</u>	<u>\$0</u>	<u>\$0</u>
Total:	\$3,176,910	\$0	\$691,500	\$2,485,410	\$0	\$0	\$0
Total Local:	\$116,400	\$0	\$116,400	\$0	\$0	\$0	\$0

Project Description

Bridge New York Culvert Grant has been awarded to Tompkins County to replace 6 Culverts at various locations. NYSDOT will manage complete project. Culverts are 100% funded by NYS. Funding is capped any cost above Grant Funds is paid by Tompkins County.

- Feature Carried ----- Feature Crossed
- CR 174 Pine Tree Road ---- Six-Mile Creek Trib
 - CR 110 Ellis Hollow Road --- Six-Mile Creek Trib
 - CR 107 Peruville Road ---- Owasco Inlet
 - CR 186 Conlon Road ---- Salmon Creek Trib
 - CR 119 Coddington Road ---- Six-Mile Creek Trib
 - CR 115 Valley Road ---- Six-Mile Creek Trib

Tompkins County Project Approval Request Form

Project Name: Central Chapel Road Bridge over Boice Creek

Project Summary

<u>General</u>	<u>Administrative</u>
Start Year: 2019	Program Manager: Jeff Smith
Completion Year: 2021	Project Manager: John Webert
Program Committee: Facilities and Infrastructure	Project Type: Bridge
Department: Highway Department	RFP or Bid Proposal necessary?: Yes
Jurisdiction:	

<u>Environmental</u>	<u>Financial Source</u>
Other Involved Agencies/Municipalities:	Local Share \$60,300
Anticipated SEQR Review Level:	Federal Share \$1,145,700
EAF Short	
SEQR Type: UNLISTED	
	Total: \$1,206,000

Financial Information - Uses

	<u>Total</u>	<u>Previous Years</u>	<u>2020</u>	<u>2021</u>	<u>2022</u>	<u>2023</u>	<u>2024</u>
Planning	\$0	\$0	\$0	\$0	\$0	\$0	\$0
Land:	\$15,000	\$15,000	\$0	\$0	\$0	\$0	\$0
Design:	\$196,000	\$196,000	\$0	\$0	\$0	\$0	\$0
Construction:	\$889,000	\$0	\$889,000	\$0	\$0	\$0	\$0
Equipment:	\$0	\$0	\$0	\$0	\$0	\$0	\$0
Other:	<u>\$106,000</u>	<u>\$0</u>	<u>\$106,000</u>	<u>\$0</u>	<u>\$0</u>	<u>\$0</u>	<u>\$0</u>
Total:	\$1,206,000	\$211,000	\$995,000	\$0	\$0	\$0	\$0
Total Local:	\$60,300	\$10,550	\$49,750	\$0	\$0	\$0	\$0

Project Description

This bridge is structurally deficient and functionally obsolete. Full replacement of the existing bridge with a new bridge including standard guide rail and erosion control up and downstream. The new bridge will retain the same alignment as the existing bridge and will be constructed of a concrete wearing surface on a prestressed concrete box beams and steel piles, concrete abutments and wing walls, with concrete approach pads.

Tompkins County Project Approval Request Form

Project Name: Cortland Street Bridge Replacement

Project Summary

General

Start Year: 2020
 Completion Year: 2021
 Program Committee: Facilities and Infrastructure
 Department: Highway Department
 Jurisdiction:

Administrative

Program Manager: Jeff Smith
 Project Manager: John Webert
 Project Type: Bridge
 RFP or Bid Proposal necessary?: Yes

Environmental

Other Involved Agencies/Municipalities:

 Anticipated SEQR Review Level:
 Neg Dec
 SEQR Type: UNLISTED

Financial Source

Local Share	\$1,620,000
<hr/>	
Total:	\$1,620,000

Financial Information - Uses

	<u>Total</u>	<u>Previous Years</u>	<u>2020</u>	<u>2021</u>	<u>2022</u>	<u>2023</u>	<u>2024</u>
Planning	\$0	\$0	\$0	\$0	\$0	\$0	\$0
Land:	\$50,000	\$0	\$50,000	\$0	\$0	\$0	\$0
Design:	\$245,000	\$0	\$245,000	\$0	\$0	\$0	\$0
Construction:	\$1,325,000	\$0	\$0	\$1,325,000	\$0	\$0	\$0
Equipment:	\$0	\$0	\$0	\$0	\$0	\$0	\$0
Other:	<u>\$0</u>	<u>\$0</u>	<u>\$0</u>	<u>\$0</u>	<u>\$0</u>	<u>\$0</u>	<u>\$0</u>
Total:	\$1,620,000	\$0	\$295,000	\$1,325,000	\$0	\$0	\$0
Total Local:	\$1,620,000	\$0	\$295,000	\$1,325,000	\$0	\$0	\$0

Project Description

The project will remove the two existing adjacent 14-foot diameter corrugated metal pipes that carry West Cortland Street over the Owasco Inlet and replace them with a new bridge, including sidewalks and public water and sewer main upgrades, if required.

The project will remove the two existing adjacent 14-foot diameter corrugated metal pipes that carry West Cortland Street over the Owasco Inlet and replace them with a new bridge, including sidewalks and public water and sewer main upgrades, if required.

The project will remove the two existing adjacent 14-foot diameter corrugated metal pipes that carry West Cortland Street over the Owasco Inlet and replace them with a new bridge, including sidewalks and public water and sewer main upgrades, if required.

Tompkins County Project Approval Request Form

Project Name: Ellis Hollow Road Phase 3

Project Summary

General

Start Year: 2016
 Completion Year: 2020
 Program Committee: Facilities and Infrastructure
 Department: Highway Department
 Jurisdiction: Town of Ithaca

Administrative

Program Manager: John Webert
 Project Manager: Jeffrey Smith
 Project Type: Road
 RFP or Bid Proposal necessary?: Yes

Environmental

Other Involved Agencies/Municipalities:
 Town of Ithaca
 Anticipated SEQR Review Level:
 EAF Short
 SEQR Type: TYPEII

Financial Source

Local Share	\$38,250
Federal Funding	\$612,000
State Funding	\$114,750
Total:	\$765,000

Financial Information - Uses

	<u>Total</u>	<u>Previous Years</u>	<u>2020</u>	<u>2021</u>	<u>2022</u>	<u>2023</u>	<u>2024</u>
Planning	\$0	\$0	\$0	\$0	\$0	\$0	\$0
Land:	\$0	\$0	\$0	\$0	\$0	\$0	\$0
Design:	\$85,000	\$85,000	\$0	\$0	\$0	\$0	\$0
Construction:	\$665,000	\$0	\$665,000	\$0	\$0	\$0	\$0
Equipment:	\$0	\$0	\$0	\$0	\$0	\$0	\$0
Other:	<u>\$100,000</u>	<u>\$0</u>	<u>\$100,000</u>	<u>\$0</u>	<u>\$0</u>	<u>\$0</u>	<u>\$0</u>
Total:	\$850,000	\$85,000	\$765,000	\$0	\$0	\$0	\$0
Total Local:	\$42,500	\$4,250	\$38,250	\$0	\$0	\$0	\$0

Project Description

Because of a very deteriorated pavement condition and heavy vehicular use, Ellis Hollow Road requires pavement, and drainage reconstruction to accommodate its multi-modal users between Pine Tree Road and Game Farm Road.

Tompkins County Project Approval Request Form

Project Name: Etna Lane CR 109 Bridge over Fall Creek

Project Summary

General

Start Year: 2019
 Completion Year: 2021
 Program Committee: Facilities and Infrastructure
 Department: Highway Department
 Jurisdiction:

Administrative

Program Manager: Jeff Smith
 Project Manager: John Webert
 Project Type: Bridge
 RFP or Bid Proposal necessary?: Yes

Environmental

Other Involved Agencies/Municipalities:

 Anticipated SEQR Review Level:
 Neg Dec
 SEQR Type: UNLISTED

Financial Source

Local Share	\$101,800
Federal	\$1,934,200
<hr/>	
Total:	\$2,036,000

Financial Information - Uses

	<u>Total</u>	<u>Previous Years</u>	<u>2020</u>	<u>2021</u>	<u>2022</u>	<u>2023</u>	<u>2024</u>
Planning	\$0	\$0	\$0	\$0	\$0	\$0	\$0
Land:	\$25,000	\$25,000	\$0	\$0	\$0	\$0	\$0
Design:	\$346,000	\$346,000	\$0	\$0	\$0	\$0	\$0
Construction:	\$1,500,000	\$0	\$1,500,000	\$0	\$0	\$0	\$0
Equipment:	\$0	\$0	\$0	\$0	\$0	\$0	\$0
Other:	\$165,000	\$0	\$165,000	\$0	\$0	\$0	\$0
Total:	\$2,036,000	\$371,000	\$1,665,000	\$0	\$0	\$0	\$0
Total Local:	\$101,800	\$18,550	\$83,250	\$0	\$0	\$0	\$0

Project Description

Full replacement of the existing bridge with a new, 35'-4" wide bridge to accommodate pedestrian traffic, including standard bridge/guide rail. Bridge will be constructed with a concrete deck wearing surface with concrete approach slabs on concrete prestressed box beams and concrete abutments and wingwalls on steel piles. Eliminate posted condition. Any private utilities, buried or overhead, will be supported or relocated as necessary at utility company's cost. Due to proximity of the intersection with Upper and Lower Creek Roads, the intersection will be closed during construction and a 2.5 mile detour will be utilized.

Tompkins County Project Approval Request Form

Project Name: Fall Creek Road CR 105, Bridge Rehabilitation over Fall Creek

Project Summary

General

Start Year: 2020
Completion Year: 2024
Program Committee: Facilities and Infrastructure
Department: Highway Department
Jurisdiction: Town of Dryden

Administrative

Program Manager: Jeff Smith
Project Manager: John Webert
Project Type: Bridge
RFP or Bid Proposal necessary?: Yes

Environmental

Other Involved Agencies/Municipalities:
 Town of Dryden
Anticipated SEQR Review Level:
 Neg Dec
SEQR Type: UNLISTED

Financial Source

Local Share	\$162,000
Federal Share	\$648,000
<hr/>	
Total:	\$810,000

Financial Information - Uses

	<u>Total</u>	<u>Previous Years</u>	<u>2020</u>	<u>2021</u>	<u>2022</u>	<u>2023</u>	<u>2024</u>
Planning	\$10,000	\$0	\$0	\$0	\$0	\$10,000	\$0
Land:	\$10,000	\$0	\$0	\$0	\$0	\$5,000	\$5,000
Design:	\$100,000	\$0	\$0	\$0	\$0	\$100,000	\$0
Construction:	\$600,000	\$0	\$0	\$0	\$0	\$0	\$600,000
Equipment:	\$0	\$0	\$0	\$0	\$0	\$0	\$0
Other:	<u>\$90,000</u>	<u>\$0</u>	<u>\$0</u>	<u>\$0</u>	<u>\$0</u>	<u>\$0</u>	<u>\$90,000</u>
Total:	\$810,000	\$0	\$0	\$0	\$0	\$115,000	\$695,000
<hr/>							
Total Local:	\$162,000	\$0	\$0	\$0	\$0	\$23,000	\$139,000

Project Description

This bridge is a 3-barrel concrete box culvert with a condition rating of less than 5.0, indicating greater than minor deterioration is present.

Tompkins County Project Approval Request Form

Project Name: Falls Road Bridge

Project Summary

General

Start Year: 2022
 Completion Year: 2023
 Program Committee: Facilities and Infrastructure
 Department: Highway Department
 Jurisdiction:

Administrative

Program Manager: Jeff Smith
 Project Manager: John Webert
 Project Type: Bridge
 RFP or Bid Proposal necessary?: Yes

Environmental

Other Involved Agencies/Municipalities:

 Anticipated SEQR Review Level:
 Neg Dec
 SEQR Type: UNLISTED

Financial Source

Local Share	\$1,500,000
Total:	\$1,500,000

Financial Information - Uses

	<u>Total</u>	<u>Previous Years</u>	<u>2020</u>	<u>2021</u>	<u>2022</u>	<u>2023</u>	<u>2024</u>
Planning	\$30,000	\$0	\$0	\$0	\$30,000	\$0	\$0
Land:	\$0	\$0	\$0	\$0	\$0	\$0	\$0
Design:	\$170,000	\$0	\$0	\$0	\$170,000	\$0	\$0
Construction:	\$1,300,000	\$0	\$0	\$0	\$0	\$1,300,000	\$0
Equipment:	\$0	\$0	\$0	\$0	\$0	\$0	\$0
Other:	<u>\$0</u>	<u>\$0</u>	<u>\$0</u>	<u>\$0</u>	<u>\$0</u>	<u>\$0</u>	<u>\$0</u>
Total:	\$1,500,000	\$0	\$0	\$0	\$200,000	\$1,300,000	\$0
Total Local:	\$1,500,000	\$0	\$0	\$0	\$200,000	\$1,300,000	\$0

Project Description

Falls Road over Taughannock Creek is considered a gateway to the Taughannock State Park, part of the area's cultural and environmental resources. Maintaining safe entrance to the park will bolster the economy through tourism.

Tompkins County Project Approval Request Form

Project Name: Highway Department Shop and Wash Bay Improvements

Project Summary

General

Start Year: 2019
 Completion Year: 2020
 Program Committee: Facilities and Infrastructure
 Department: Highway Department
 Jurisdiction:

Administrative

Program Manager: Jeff Smith
 Project Manager: John Webert
 Project Type:
 RFP or Bid Proposal necessary?: Yes

Environmental

Other Involved Agencies/Municipalities:

 Anticipated SEQR Review Level:
 Neg Dec
 SEQR Type: TYPEII

Financial Source

Local Share	\$450,000
Total:	\$450,000

Financial Information - Uses

	<u>Total</u>	<u>Previous Years</u>	<u>2020</u>	<u>2021</u>	<u>2022</u>	<u>2023</u>	<u>2024</u>
Planning	\$0	\$0	\$0	\$0	\$0	\$0	\$0
Land:	\$0	\$0	\$0	\$0	\$0	\$0	\$0
Design:	\$50,000	\$50,000	\$0	\$0	\$0	\$0	\$0
Construction:	\$400,000	\$0	\$400,000	\$0	\$0	\$0	\$0
Equipment:	\$0	\$0	\$0	\$0	\$0	\$0	\$0
Other:	<u>\$0</u>	<u>\$0</u>	<u>\$0</u>	<u>\$0</u>	<u>\$0</u>	<u>\$0</u>	<u>\$0</u>
Total:	\$450,000	\$50,000	\$400,000	\$0	\$0	\$0	\$0
Total Local:	\$450,000	\$50,000	\$400,000	\$0	\$0	\$0	\$0

Project Description

The shop bays are antiquated and in need of floor and floor plan improvements, Proper HVAC and Ventilation improvements, Roof leaks and block walls are cracking showing fatigue. Wash bay improvements will help with maintenance of fleet. Improved and efficient lighting.

Tompkins County Project Approval Request Form

Project Name: Ludlowville Road Bridge over Salmon Creek Replacement

Project Summary

<u>General</u>	<u>Administrative</u>
<i>Start Year:</i> 2017	<i>Program Manager:</i> Jeff Smith
<i>Completion Year:</i> 2019	<i>Project Manager:</i> John Webert
<i>Program Committee:</i> Facilities and Infrastructure	<i>Project Type:</i> Bridge
<i>Department:</i> Highway Department	<i>RFP or Bid Proposal necessary?:</i> Yes
<i>Jurisdiction:</i> Town of Lansing	

<u>Environmental</u>	<u>Financial Source</u>
Other Involved Agencies/Municipalities: Town of Lansing	Local Share \$297,400
Anticipated SEQR Review Level: Neg Dec	Federal Share \$1,189,600
SEQR Type: UNLISTED	
	Total: \$1,487,000

Financial Information - Uses

	<u>Total</u>	<u>Previous Years</u>	<u>2020</u>	<u>2021</u>	<u>2022</u>	<u>2023</u>	<u>2024</u>
Planning	\$10,000	\$10,000	\$0	\$0	\$0	\$0	\$0
Land:	\$19,000	\$19,000	\$0	\$0	\$0	\$0	\$0
Design:	\$140,000	\$140,000	\$0	\$0	\$0	\$0	\$0
Construction:	\$1,156,000	\$0	\$1,156,000	\$0	\$0	\$0	\$0
Equipment:	\$0	\$0	\$0	\$0	\$0	\$0	\$0
Other:	<u>\$162,000</u>	<u>\$162,000</u>	<u>\$0</u>	<u>\$0</u>	<u>\$0</u>	<u>\$0</u>	<u>\$0</u>
Total:	\$1,487,000	\$331,000	\$1,156,000	\$0	\$0	\$0	\$0
Total Local:	\$297,400	\$297,400	\$0	\$0	\$0	\$0	\$0

Project Description

This bridge is structurally deficient and functionally obsolete. It is narrow with an open metal grating deck which is especially slippery when wet and has proved hazardous for bicycle and motorcycle operators. It is not ADA compliant. Sidewalks, railings, and approach railing transitions are sub-standard. The abutments are over 85 years old. The superstructure is approximately 50 years old.

Tompkins County Project Approval Request Form

Project Name: Road Maintenance Program

Project Summary

General

Start Year: 2014
 Completion Year: Ongoing
 Program Committee: Facilities and Infrastructure
 Department: Highway Department
 Jurisdiction: Tompkins County

Administrative

Program Manager: Jeff Smith
 Project Manager: Nick Ensign
 Project Type: Road
 RFP or Bid Proposal necessary?: No

Environmental

Other Involved Agencies/Municipalities:
 Tompkins County
 Anticipated SEQR Review Level:
 SEQR Type: TYPEII

Financial Source

Local Share	\$17,400,000
<hr/>	
Total:	\$17,400,000

Financial Information - Uses

	<u>Total</u>	<u>Previous Years</u>	<u>2020</u>	<u>2021</u>	<u>2022</u>	<u>2023</u>	<u>2024</u>
Planning	\$0	\$0	\$0	\$0	\$0	\$0	\$0
Land:	\$0	\$0	\$0	\$0	\$0	\$0	\$0
Design:	\$0	\$0	\$0	\$0	\$0	\$0	\$0
Construction:	\$17,400,000	\$7,800,000	\$1,800,000	\$1,800,000	\$1,800,000	\$1,800,000	\$2,400,000
Equipment:	\$0	\$0	\$0	\$0	\$0	\$0	\$0
Other:	<u>\$0</u>	<u>\$0</u>	<u>\$0</u>	<u>\$0</u>	<u>\$0</u>	<u>\$0</u>	<u>\$0</u>
Total:	\$17,400,000	\$7,800,000	\$1,800,000	\$1,800,000	\$1,800,000	\$1,800,000	\$2,400,000
Total Local:	\$17,400,000	\$7,800,000	\$1,800,000	\$1,800,000	\$1,800,000	\$1,800,000	\$2,400,000

Project Description

This project supports a ten-year highway rehabilitation, reconstruction, and maintenance plan. A subsequent 5-year 'round' of funding is projected.

Tompkins County Project Approval Request Form

Project Name: ITS Infrastructure Replacement/Maintenance

Project Summary

<u>General</u>	<u>Administrative</u>
Start Year: 2020	Program Manager: Greg Potter
Completion Year: 2024	Project Manager: Loren Cottrell
Program Committee: Governmental Operations	Project Type: Equipment
Department: Information Technology Services	RFP or Bid Proposal necessary?: Unsu
Jurisdiction:	

<u>Environmental</u>	<u>Financial Source</u>
Other Involved Agencies/Municipalities:	Local Share \$1,397,710
Anticipated SEQR Review Level:	
SEQR Type:	
	Total: \$1,397,710

Financial Information - Uses

	<u>Total</u>	<u>Previous Years</u>	<u>2020</u>	<u>2021</u>	<u>2022</u>	<u>2023</u>	<u>2024</u>
Planning	\$0	\$0	\$0	\$0	\$0	\$0	\$0
Land:	\$0	\$0	\$0	\$0	\$0	\$0	\$0
Design:	\$0	\$0	\$0	\$0	\$0	\$0	\$0
Construction:	\$0	\$0	\$0	\$0	\$0	\$0	\$0
Equipment:	\$1,280,710	\$0	\$506,030	\$106,000	\$156,322	\$248,000	\$264,358
Other:	<u>\$117,000</u>	<u>\$0</u>	<u>\$39,500</u>	<u>\$10,600</u>	<u>\$15,400</u>	<u>\$25,000</u>	<u>\$26,500</u>
Total:	\$1,397,710	\$0	\$545,530	\$116,600	\$171,722	\$273,000	\$290,858
Total Local:	\$1,397,710	\$0	\$545,530	\$116,600	\$171,722	\$273,000	\$290,858

Project Description

Tompkins County ITS maintains core infrastructure in 17 buildings supporting 27 departments. This equipment includes but is not limited to servers, storage, phones, cameras, uninterruptible power supplies and network components. The ITS department has determined the need to replace aging equipment to support Tompkins County technology needs and provide a stable platform for departments.

Tompkins County Project Approval Request Form

Project Name: Aquifer Study Program

Project Summary

General

Start Year: 2003
Completion Year: 2024
Program Committee: Planning, Development, and Environmental Quality
Department: Planning and Sustainability Department
Jurisdiction:

Administrative

Program Manager: Katie Borgella
Project Manager: Darby Kiley
Project Type: Other
RFP or Bid Proposal necessary?: No

Environmental

Other Involved Agencies/Municipalities:

Anticipated SEQR Review Level:

SEQR Type: TYPEII

Financial Source

Local Share	\$1,545,100
USGS	\$1,324,400
Municipality/Others	\$1,545,100
<hr/>	
Total:	\$4,414,600

Financial Information - Uses

	<u>Total</u>	<u>Previous Years</u>	<u>2020</u>	<u>2021</u>	<u>2022</u>	<u>2023</u>	<u>2024</u>
Planning	\$0	\$0	\$0	\$0	\$0	\$0	\$0
Land:	\$0	\$0	\$0	\$0	\$0	\$0	\$0
Design:	\$0	\$0	\$0	\$0	\$0	\$0	\$0
Construction:	\$0	\$0	\$0	\$0	\$0	\$0	\$0
Equipment:	\$0	\$0	\$0	\$0	\$0	\$0	\$0
Other:	<u>\$4,336,711</u>	<u>\$3,674,521</u>	<u>\$158,860</u>	<u>\$158,860</u>	<u>\$132,570</u>	<u>\$106,185</u>	<u>\$105,715</u>
Total:	\$4,336,711	\$3,674,521	\$158,860	\$158,860	\$132,570	\$106,185	\$105,715
Total Local:	\$1,517,845	\$1,286,080	\$55,600	\$55,600	\$46,400	\$37,165	\$37,000

Project Description

In partnership with the United States Geological Survey, Tompkins County initiated an aquifer study program to help protect Tompkins County's groundwater resources and drinking water supplies. County funds from this program leverage Federal funds to conduct consecutive studies of individual aquifers in the County. Participating municipalities also provide a portion of the necessary funding. The products of the studies are unique to each aquifer and generally include investigation of surface water and groundwater interaction, groundwater movement, and vulnerability of the respective groundwater resources.

Tompkins County Project Approval Request Form

Project Name: Green Fleet

Project Summary

General

Start Year: 2020
Completion Year: 2027
Program Committee: Planning, Development, and Environmental Quality
Department: Planning and Sustainability Department
Jurisdiction: N/A

Administrative

Program Manager: Katie Borgella
Project Manager: Nick Murphy
Project Type: Equipment
RFP or Bid Proposal necessary?: Yes

Environmental

Other Involved Agencies/Municipalities:
N/A
Anticipated SEQR Review Level:

SEQR Type: TYPEII

Financial Source

Local Share	\$2,000,000
Total: \$2,000,000	

Financial Information - Uses

	<u>Total</u>	<u>Previous Years</u>	<u>2020</u>	<u>2021</u>	<u>2022</u>	<u>2023</u>	<u>2024</u>
Planning	\$0	\$0	\$0	\$0	\$0	\$0	\$0
Land:	\$0	\$0	\$0	\$0	\$0	\$0	\$0
Design:	\$0	\$0	\$0	\$0	\$0	\$0	\$0
Construction:	\$0	\$0	\$0	\$0	\$0	\$0	\$0
Equipment:	\$1,600,000	\$0	\$0	\$400,000	\$400,000	\$400,000	\$400,000
Other:	<u>\$0</u>	<u>\$0</u>	<u>\$0</u>	<u>\$0</u>	<u>\$0</u>	<u>\$0</u>	<u>\$0</u>
Total:	\$1,600,000	\$0	\$0	\$400,000	\$400,000	\$400,000	\$400,000
Total Local:	\$1,600,000	\$0	\$0	\$400,000	\$400,000	\$400,000	\$400,000

Project Description

The County Green Fleet capital program will establish by 2023 and maintain a passenger fleet of 61 electric vehicles (EV), replacing County passenger vehicles that are now or recently were gasoline-powered vehicles. This includes a full cycle of replacement of those Evs, as well.

Tompkins County Project Approval Request Form

Project Name: Natural Infrastructure

Project Summary

<u>General</u>	<u>Administrative</u>
Start Year: 2017	Program Manager: Scott Doyle
Completion Year: 2023	Project Manager: Katie Borgella
Program Committee: Planning, Development, and Environmental Quality	Project Type: Other
Department: Planning and Sustainability Department	RFP or Bid Proposal necessary?: Unsu
Jurisdiction:	

<u>Environmental</u>	<u>Financial Source</u>
Other Involved Agencies/Municipalities:	Local Share \$1,600,000
Anticipated SEQR Review Level:	
SEQR Type:	
	Total: \$1,600,000

Financial Information - Uses

	<u>Total</u>	<u>Previous Years</u>	<u>2020</u>	<u>2021</u>	<u>2022</u>	<u>2023</u>	<u>2024</u>
Planning	\$0	\$0	\$0	\$0	\$0	\$0	\$0
Land:	\$800,000	\$300,000	\$100,000	\$100,000	\$100,000	\$100,000	\$100,000
Design:	\$0	\$0	\$0	\$0	\$0	\$0	\$0
Construction:	\$0	\$0	\$0	\$0	\$0	\$0	\$0
Equipment:	\$0	\$0	\$0	\$0	\$0	\$0	\$0
Other:	<u>\$800,000</u>	<u>\$300,000</u>	<u>\$100,000</u>	<u>\$100,000</u>	<u>\$100,000</u>	<u>\$100,000</u>	<u>\$100,000</u>
Total:	\$1,600,000	\$600,000	\$200,000	\$200,000	\$200,000	\$200,000	\$200,000
Total Local:	\$1,600,000	\$600,000	\$200,000	\$200,000	\$200,000	\$200,000	\$200,000

Project Description

The Natural Infrastructure capital project is a multi-year capital program to provide funding for projects that address flooding and surface water and groundwater quality and/or quantity issues in Tompkins County. The Natural Infrastructure capital project is focused on protection, by acquisition, easement, restoration and/or stabilization, of: upper watershed forests and wetlands; stream corridors and floodplains; and aquifer recharge areas. The objectives are to: (1) protect and enhance those natural systems that can help to mitigate the impacts of intensive rainfall events that are expected to continue to increase as a result of climate change; (2) help decrease sediment loads in streams and Cayuga Lake; and (3) protect overall water quality in streams, surficial aquifers and Cayuga Lake. Additional benefits could include improved wildlife habitat and recreational opportunities. The program may also help to fund demonstration green infrastructure projects on County properties.

- Among specific types of projects that could be funded totally or in part from this project:
- Acquiring and monitoring conservation easements on private forest lands, wetlands, and stream corridors in the upper reaches of watersheds of streams (primarily 1st and 2nd order streams) that ultimately flow into populated areas such as the City, villages, and hamlets. Projects in the Chesapeake Bay watershed may be considered if matching

Tompkins County Project Approval Request Form

funding is available. This would ensure that these lands continue to act as natural sponges that hold rainwater and delay runoff during storms, as well as reduce sedimentation and contamination that might impact downstream public or private water supplies.

- Property easements, land acquisitions, planning, design, and construction of measures, to reconnect 3rd and 4th order streams to their natural floodplains. The objective is to reduce the rate of flow to developed areas and allow some sediment to settle out before it reaches the flood control channel or Cayuga Lake. Projects in the Chesapeake Bay and Owasco Lake watersheds may be considered if matching funding is available.
- Planning, design, and restoration of stream banks, and establishing and planting stream buffers to hold and retain sediment, especially during storm events.
- Demonstration of innovative road ditch management techniques, such as check dams, on County highway ditches that would retain sediment before it enters streams and which, if successful, could become standard practice going forward.
- Demonstration projects to address stormwater runoff issues at County buildings in ways that detain water on-site and help avoid overloading storm sewers or drainage ways in intensive rain events.
- Protection of aquifer recharge areas through easement or ownership depending on the sensitivity of areas to contamination and likely impact on public and private water supplies.

Tompkins County Project Approval Request Form

Project Name: RSWC Facilities and Site Upgrade

Project Summary

<u>General</u>	<u>Administrative</u>
Start Year: 2015	Program Manager: Barbara Eckstrom
Completion Year: 2021	Project Manager: Barbara Eckstrom
Program Committee: Facilities and Infrastructure	Project Type: Building
Department: Recycling and Materials Management De	RFP or Bid Proposal necessary?: Yes
Jurisdiction: City of Ithaca	

<u>Environmental</u>	<u>Financial Source</u>
Other Involved Agencies/Municipalities: City of Ithaca	Local Share
Anticipated SEQR Review Level: N/A	NYSDEC Grant \$355,000
SEQR Type: TYPEII	Debt Service/Bonds \$738,000
	Equipment Reserve (by 2021) \$489,000
	Construction Reserve \$400,000
	TBD \$475,980
	Total: \$2,457,980

Financial Information - Uses

	<u>Total</u>	<u>Previous Years</u>	<u>2020</u>	<u>2021</u>	<u>2022</u>	<u>2023</u>	<u>2024</u>
Planning	\$310,033	\$210,033	\$55,000	\$45,000	\$0	\$0	\$0
Land:	\$0	\$0	\$0	\$0	\$0	\$0	\$0
Design:	\$0	\$0	\$0	\$0	\$0	\$0	\$0
Construction:	\$1,597,726	\$1,052,726	\$50,000	\$495,000	\$0	\$0	\$0
Equipment:	\$548,532	\$123,532	\$0	\$425,000	\$0	\$0	\$0
Other:	<u>\$1,689</u>	<u>\$1,689</u>	<u>\$0</u>	<u>\$0</u>	<u>\$0</u>	<u>\$0</u>	<u>\$0</u>
Total:	\$2,457,980	\$1,387,980	\$105,000	\$965,000	\$0	\$0	\$0
Total Local:	\$0	\$0	\$0	\$0	\$0	\$0	\$0

Project Description

Asset management of County owned Recycling and Solid Waste Center land, facilities, and equipment.

Airport

The mission of the Ithaca Tompkins Regional Airport is to provide a safe, efficient, clean, and enjoyable facility that exceeds the expectations of the traveling public, the airport tenants, and other airport users. The airport provides a vital link to the outside world by allowing business and leisure travelers to fly in directly to the community. The airport serves the community's travel needs by providing access to the national and international aviation system. The airport budget for 2017 is wholly funded through fees, rents, and federal aid.

Consolidated Budget

	2017 Actual	2018 Actual	2019 Modified	2020			
				Target	Req OTR's	Rec OTR's	Total Rec
Expenditures							
Salary and Wages	834,952	898,676	844,683	863,756	0	0	863,756
Overtime	34,656	60,241	54,706	59,768	0	0	59,768
Premium Pay	27,804	32,550	28,082	29,332	0	0	29,332
Fringe Benefits	375,560	418,574	452,699	456,037	0	0	456,037
Automotive Equipment	43,500	48,557	48,000	148,000	0	0	148,000
Other Capital Equip	49,030	39,303	19,250	24,750	0	0	24,750
Highway Materials	28,946	30,443	44,900	47,900	0	0	47,900
Vehicle Fuel and Maint	24,404	52,189	42,000	52,000	0	0	52,000
Other Supplies	33,926	120,465	86,100	88,100	0	0	88,100
Travel Training	40,575	33,402	61,300	63,500	0	0	63,500
Professional Services	175,676	204,408	151,700	151,000	0	0	151,000
All Other Contr. Svcs	612,833	544,415	603,401	595,105	0	0	595,105
Program Expense	12,805	0	66,220	0	0	0	0
Maintenance	163,976	144,944	192,000	192,000	0	0	192,000
Utilities	188,459	124,613	217,000	158,500	0	0	158,500
Other	336,747	330,628	323,395	341,080	0	0	341,080
Other Finance	779,752	50,350	15,450	206,250	0	0	206,250
Total Expenditures	3,763,601	3,133,758	3,250,886	3,477,078	0	0	3,477,078
Revenues							
Local Revenues	1,584,434	1,506,316	1,404,143	1,644,839	0	0	1,644,839
Other Revenues	1,817,533	1,811,385	1,846,743	1,779,216	0	0	1,779,216
Use of Fund Balance	0	0	0	53,023	0	0	53,023
Total Revenues	3,401,967	3,317,701	3,250,886	3,477,078	0	0	3,477,078
Dept. Net Local	361,634	-183,943	0	0	0	0	0

Airport

Full Time Equivalents

	2016 Budget	2017 Budget	2018 Budget	2019 Budget	2020 Target	OTR Req	OTR Rec	2020 Total
Account Clerk Typist	1.00	1.00	1.00	1.00	1.00	0.00	0.00	1.00
Administrative Coordinator	1.00	1.00	0.00	0.00	0.00	0.00	0.00	0.00
Airport Director	0.00	0.00	0.00	1.00	1.00	0.00	0.00	1.00
Airport Firefighter/ Operations	9.00	9.00	9.00	9.00	9.00	0.00	0.00	9.00
Airport Firefighter/ Operations	0.00	0.00	1.00	1.00	1.00	0.00	0.00	1.00
Airport Manager	1.00	1.00	1.00	0.00	0.00	0.00	0.00	0.00
Airport Operation Supervisor/ ARFF	1.00	1.00	0.00	0.00	0.00	0.00	0.00	0.00
Airport Terminal Services	1.00	1.00	1.00	1.00	1.00	0.00	0.00	1.00
Assistant Airport Manager	1.00	1.00	0.00	0.00	0.00	0.00	0.00	0.00
Deputy Director of Airport	0.00	0.00	1.00	1.00	1.00	0.00	0.00	1.00
Deputy Director of Airport	0.00	0.00	1.00	1.00	1.00	0.00	0.00	1.00
	15.00	15.00	15.00	15.00	15.00	0.00	0.00	15.00

Airport

5610 AIRPORT

	2017 Actual	2018 Actual	2019 Modified	Target	Req OTR's	Rec OTR's	Total Rec
				2020			
Expenditures							
Salary and Wages	834,952	898,676	844,683	863,756	0	0	863,756
Overtime	34,656	60,241	54,706	59,768	0	0	59,768
Premium Pay	27,804	32,550	28,082	29,332	0	0	29,332
Fringe Benefits	375,560	418,574	452,699	456,037	0	0	456,037
Automotive Equipment	43,500	48,557	48,000	148,000	0	0	148,000
Other Capital Equip	49,030	39,303	19,250	24,750	0	0	24,750
Highway Materials	28,946	30,443	44,900	47,900	0	0	47,900
Vehicle Fuel and Maint	24,404	52,189	42,000	52,000	0	0	52,000
Other Supplies	33,926	120,465	86,100	88,100	0	0	88,100
Travel Training	40,575	33,402	61,300	63,500	0	0	63,500
Professional Services	175,676	204,408	151,700	151,000	0	0	151,000
All Other Contr. Svcs	612,833	544,415	603,401	595,105	0	0	595,105
Program Expense	12,805	0	66,220	0	0	0	0
Maintenance	163,976	144,944	192,000	192,000	0	0	192,000
Utilities	188,459	124,613	217,000	158,500	0	0	158,500
Other	336,747	330,628	323,395	341,080	0	0	341,080
Other Finance	779,752	50,350	15,450	206,250	0	0	206,250
Total Expenditures	3,763,601	3,133,758	3,250,886	3,477,078	0	0	3,477,078
Revenues							
Local Revenues	1,584,434	1,506,316	1,404,143	1,644,839	0	0	1,644,839
Other Revenues	1,817,533	1,811,385	1,846,743	1,779,216	0	0	1,779,216
Use of Fund Balance	0	0	0	53,023	0	0	53,023
Total Revenues	3,401,967	3,317,701	3,250,886	3,477,078	0	0	3,477,078
Budgeting Unit Net Local	361,634	-183,943	0	0	0	0	0

Assessment Department

The mission of the Tompkins County Department of Assessment is to maintain equitable and accurate market driven property assessments on a yearly basis for real property tax administration. The Department yearly assesses properties at 100% of fair market value in order to equitably distribute the tax burden among the taxable properties within Tompkins County, to administer real property tax exemptions as provided by the New York State Real Property Tax Law and to educate the public about Real Property Assessment Administration.

Consolidated Budget

	2017 Actual	2018 Actual	2019 Modified	2020			
				Target	Req OTR's	Rec OTR's	Total Rec
Expenditures							
Salary and Wages	649,103	741,355	771,211	791,877	0	0	791,877
Overtime	113	175	0	0	0	0	0
Premium Pay	20,955	8,640	10,625	9,875	0	0	9,875
Fringe Benefits	288,523	336,452	371,912	383,719	0	0	383,719
Automotive Equipment	0	0	20,000	0	0	0	0
Other Capital Equip	8,294	7,284	11,500	3,500	0	0	3,500
Vehicle Fuel and Maint	3,221	6,778	5,500	5,500	0	0	5,500
Other Supplies	8,268	9,944	15,551	13,358	0	0	13,358
Travel Training	9,493	9,253	12,000	11,000	0	0	11,000
Professional Services	925	0	0	0	0	0	0
All Other Contr. Svcs	15,838	17,626	20,462	16,122	0	0	16,122
Program Expense	2,260	2,250	2,250	2,250	0	0	2,250
Utilities	5,072	4,022	5,500	5,500	0	0	5,500
Other	10,554	19,613	18,423	16,603	0	0	16,603
Total Expenditures	1,022,619	1,163,392	1,264,934	1,259,304	0	0	1,259,304
Revenues							
Local Revenues	55,073	54,765	55,000	55,000	0	0	55,000
Other Revenues	0	0	5,000	0	0	0	0
Interfund Transf & Rev	29,070	29,600	30,192	30,796	0	0	30,796
Applied Rollover (Rev.)	0	0	15,000	0	0	0	0
Total Revenues	84,143	84,365	105,192	85,796	0	0	85,796
Dept. Net Local	938,476	1,079,027	1,159,742	1,173,508	0	0	1,173,508

Assessment Department

Full Time Equivalents

	2016 Budget	2017 Budget	2018 Budget	2019 Budget	2020 Target	OTR Req	OTR Rec	2020 Total
Administrative Assistant Level 1	0.00	0.00	0.00	0.00	1.00	0.00	0.00	1.00
Assessment Account Specialist	1.00	1.00	0.00	0.00	0.00	0.00	0.00	0.00
Assistant Assessment Account	0.00	0.00	1.00	1.00	1.00	0.00	0.00	1.00
Assistant Director of Assessment	1.00	1.00	1.00	1.00	1.00	0.00	0.00	1.00
Assistant Real Property Appraiser	1.00	1.00	1.00	1.00	0.00	0.00	0.00	0.00
Data Collector	0.00	0.00	0.00	0.00	1.00	0.00	0.00	1.00
Director of Assessment	1.00	1.00	1.00	1.00	1.00	0.00	0.00	1.00
GIS Technician	1.00	1.00	1.00	1.00	1.00	0.00	0.00	1.00
Project Assistant	0.00	0.50	0.70	0.70	0.00	0.00	0.00	0.00
Real Property Appraiser	2.00	2.00	3.00	3.00	3.00	0.00	0.00	3.00
Real Property Systems Specialist	1.00	1.00	0.00	0.00	0.00	0.00	0.00	0.00
Real Property Systems Supervisor	0.00	0.00	1.00	1.00	1.00	0.00	0.00	1.00
Senior Valuation Specialist	1.00	0.50	0.50	0.50	0.50	0.00	0.00	0.50
Valuation Specialist	2.00	2.00	2.00	2.00	2.00	0.00	0.00	2.00
	11.00	11.00	12.20	12.20	12.50	0.00	0.00	12.50

Assessment Department

1355 ASSESSMENT

				Target	Req OTR's	Rec OTR's	Total Rec
	2017 Actual	2018 Actual	2019 Modified		2020		
Expenditures							
Salary and Wages	649,103	741,355	771,211	791,877	0	0	791,877
Overtime	113	175	0	0	0	0	0
Premium Pay	20,955	8,640	10,625	9,875	0	0	9,875
Fringe Benefits	288,523	336,452	371,912	383,719	0	0	383,719
Automotive Equipment	0	0	20,000	0	0	0	0
Other Capital Equip	8,294	7,284	11,500	3,500	0	0	3,500
Vehicle Fuel and Maint	3,221	6,778	5,500	5,500	0	0	5,500
Other Supplies	8,268	9,944	15,551	13,358	0	0	13,358
Travel Training	9,493	9,253	12,000	11,000	0	0	11,000
Professional Services	925	0	0	0	0	0	0
All Other Contr. Svcs	15,838	17,626	20,462	16,122	0	0	16,122
Program Expense	2,260	2,250	2,250	2,250	0	0	2,250
Utilities	5,072	4,022	5,500	5,500	0	0	5,500
Other	10,554	19,613	18,423	16,603	0	0	16,603
Total Expenditures	1,022,619	1,163,392	1,264,934	1,259,304	0	0	1,259,304
Revenues							
Local Revenues	55,073	54,765	55,000	55,000	0	0	55,000
Other Revenues	0	0	5,000	0	0	0	0
Interfund Transf & Rev	29,070	29,600	30,192	30,796	0	0	30,796
Applied Rollover (Rev.)	0	0	15,000	0	0	0	0
Total Revenues	84,143	84,365	105,192	85,796	0	0	85,796
Budgeting Unit Net Local	938,476	1,079,027	1,159,742	1,173,508	0	0	1,173,508

Assigned Counsel

Assigned Counsel receives and reviews all applications for free attorney services and determines eligibility. Financial eligibility levels include: automatic eligibility for public assistance, poverty level, and inability to afford counsel. Attorneys are provided for charges including violations, misdemeanors, felonies, and appeals in criminal court, and most matters in family court.

Consolidated Budget

	2017 Actual	2018 Actual	2019 Modified	2020			
				Target	Req OTR's	Rec OTR's	Total Rec
Expenditures							
Salary and Wages	237,743	250,003	258,229	277,159	94,006	94,006	371,165
Overtime	347	227	0	0	0	0	0
Premium Pay	1,167	5,195	3,250	3,250	0	0	3,250
Fringe Benefits	103,861	115,682	127,628	134,203	44,991	44,991	179,194
Other Capital Equip	2,077	7,534	6,770	6,770	0	0	6,770
Other Supplies	1,875	1,224	1,700	1,890	0	0	1,890
Travel Training	3,959	6,397	6,000	6,000	0	0	6,000
Professional Services	32,315	5,213	0	0	0	0	0
Mandate - Asgn Counsel	1,982,009	2,165,924	2,020,000	2,020,000	0	0	2,020,000
All Other Contr. Svcs	397	417	430	459	0	0	459
Program Expense	60	0	11,845	0	0	0	0
Utilities	619	560	852	852	0	0	852
Other	2,105	3,661	4,712	4,713	0	0	4,713
Total Expenditures	2,368,534	2,562,037	2,441,416	2,455,296	138,997	138,997	2,594,293
Revenues							
State Aid	329,736	343,548	354,236	335,422	56,929	56,929	392,351
Other Revenues	54,191	82,200	84,666	87,207	0	0	87,207
Total Revenues	383,927	425,748	438,902	422,629	56,929	56,929	479,558
Dept. Net Local	1,984,607	2,136,289	2,002,514	2,032,667	82,068	82,068	2,114,735

Assigned Counsel

Full Time Equivalents

	2016 Budget	2017 Budget	2018 Budget	2019 Budget	2020 Target	OTR Req	OTR Rec	2020 Total
Administrative Assistant Level III	0.00	0.38	0.57	0.57	0.57	0.00	0.00	0.57
Data Collector Indigent Defense	0.00	0.00	0.00	0.00	0.00	1.00	1.00	1.00
Grants & Training Cor.	1.00	1.00	1.00	1.00	1.00	0.00	0.00	1.00
Program Coordinator	1.00	1.00	1.00	1.00	1.00	0.00	0.00	1.00
Secretary	1.00	1.00	1.00	1.00	1.00	0.00	0.00	1.00
Supervising Attorney	0.32	0.54	0.54	0.54	0.54	0.46	0.46	1.00
	3.32	3.92	4.11	4.11	4.11	1.46	1.46	5.57

Assigned Counsel

1170 PLNG. & COORD.(LEG.DEF.)				Target	Req OTR's	Rec OTR's	Total Rec
	2017 Actual	2018 Actual	2019 Modified		2020		
Expenditures							
Salary and Wages	207,247	208,652	215,647	219,960	94,006	94,006	313,966
Overtime	347	227	0	0	0	0	0
Premium Pay	1,167	5,195	3,250	3,250	0	0	3,250
Fringe Benefits	90,623	96,954	106,844	106,828	44,991	44,991	151,819
Other Capital Equip	2,077	7,534	6,770	6,770	0	0	6,770
Other Supplies	1,875	1,224	1,700	1,890	0	0	1,890
Travel Training	3,901	6,397	6,000	6,000	0	0	6,000
Professional Services	32,315	5,213	0	0	0	0	0
All Other Contr. Svcs	397	417	430	459	0	0	459
Utilities	619	560	852	852	0	0	852
Other	2,105	2,095	2,080	2,080	0	0	2,080
Total Expenditures	342,673	334,468	343,573	348,089	138,997	138,997	487,086
Revenues							
State Aid	110,372	120,566	104,236	110,422	56,929	56,929	167,351
Total Revenues	110,372	120,566	104,236	110,422	56,929	56,929	167,351
Budgeting Unit Net Local	232,301	213,902	239,337	237,667	82,068	82,068	319,735

1171 DEFENSE OF INDIG. ATTY'S.				Target	Req OTR's	Rec OTR's	Total Rec
	2017 Actual	2018 Actual	2019 Modified		2020		
Expenditures							
Mandate - Asgn Counsel	1,982,009	2,165,924	2,020,000	2,020,000	0	0	2,020,000
Total Expenditures	1,982,009	2,165,924	2,020,000	2,020,000	0	0	2,020,000
Revenues							
State Aid	219,364	222,982	250,000	225,000	0	0	225,000
Total Revenues	219,364	222,982	250,000	225,000	0	0	225,000
Budgeting Unit Net Local	1,762,645	1,942,942	1,770,000	1,795,000	0	0	1,795,000

Assigned Counsel

1172 SCHUYLER CTY PLNG & COORD

	2017 Actual	2018 Actual	2019 Modified	Target	Req OTR's	Rec OTR's	Total Rec
					2020		
Expenditures							
Salary and Wages	30,496	41,351	42,582	57,199	0	0	57,199
Fringe Benefits	13,238	18,728	20,784	27,375	0	0	27,375
Travel Training	58	0	0	0	0	0	0
Program Expense	60	0	11,845	0	0	0	0
Other	0	1,566	2,632	2,633	0	0	2,633
Total Expenditures	43,852	61,645	77,843	87,207	0	0	87,207
Revenues							
Other Revenues	54,191	82,200	84,666	87,207	0	0	87,207
Total Revenues	54,191	82,200	84,666	87,207	0	0	87,207
Budgeting Unit Net Local	-10,339	-20,555	-6,823	0	0	0	0

Assigned Counsel

OTR # 23 **Priority** 1 **OTR Name** Making Supervising Attorney Position Full-Time

Description This OTR asks for additional One-time funding to support a Target increase in hours for the Supervising Attorney from 21 hours per week to 40 hours per week. A portion of the increased hours will be supported by a revenue increase from the Office of Indigent Legal Services (OILS) and the Schuyler County Intermunicipal Agreement. This request is intended to cover the increased local costs for the Tompkins County share of increased hours for the Supervising Attorney for 2020.

This position was created in 1990. Since that time the criminal justice system and the Assigned Counsel Office in Tompkins County has expanded to include many new programs and initiatives which requires the participation of the supervising attorney such as: CJA/ATI Committee, Municipal Court Task Force, Wellness Court, LEAD, Chief Defenders Association, New York Immigration Assistance Center, Office of Indigent Legal Services, etc. This position also now includes supervising the Assigned Counsel Program in Schuyler County. With the statewide expansion of Hurrell Harring lawsuit by the State, additional increased responsibilities in terms of State interactions and increased supervision of attorneys panel is required. This requires additional meetings with OILS in Albany and Schuyler County, as well as with pane attorneys.

This will be a one-time OTR for 2020 only, as the full-time Supervising Attorney position will be fully funded by OILS and Schuyler County in 2021.

		<u>Account</u>	<u>Requested</u>	<u>Recommended</u>
1170	51000275	SUPERVISING ATTRNY	55,504 ONE-TIME	55,504 ONE-TIME
1170	58800	FRINGES	26,564 ONE-TIME	26,564 ONE-TIME
Local Share			82,068	82,068

OTR # 78 **Priority** 2 **OTR Name** New Position - Data Collector, Indigent Defense

Description This Target OTR asks to establish a new Data Officer position in the Office of Assigned Counsel. The ongoing position would be fully funded with new revenue from the Office of Indigent Legal Services (OILS), and is required by the State of New York as part of the new statewide expansion contract between the county and OILS.

The position, a first of its kind for Tompkins County and unique for its nature with OILS and the State of New York, will be responsible for meeting the data collection and management requirements of the Hurrell-Harring standards and compiling this data and sharing it with the OILS.

This position will also collect and prepare the Department's data for the County's Results Based Accountability (RBA) initiative, and, as indicated above, will be fully funded through OILS, requiring no local match.

		<u>Account</u>	<u>Requested</u>	<u>Recommended</u>
1170	51000651	DATA OFFICER INDIGT	38,502 TARGET	38,502 TARGET
1170	58800	FRINGES	18,427 TARGET	18,427 TARGET
1170	43089	OTHER STATE AID	-56,929 TARGET	-56,929 TARGET
Local Share			0	0

Assigned Counsel Total	82,068	82,068
-------------------------------	--------	--------

Board of Elections

The Board of Elections is responsible for the administration of elections and the coordination of voter registration in Tompkins County. It supervises all federal, county, city, town, and village elections, and also provides technical assistance and support services to school and fire districts. The Board of Elections is a bipartisan office with two appointed Commissioners representing the state's major political parties. The Board of Elections is a State mandated program.

Mission Statement:

"We believe an individual's most important right of citizenship is your right to vote. The Board of Elections remains committed to protecting your right and to promote fair, open, and accessible elections."

Consolidated Budget

	2017 Actual	2018 Actual	2019 Modified	2020			
				Target	Req OTR's	Rec OTR's	Total Rec
Expenditures							
Salary and Wages	391,459	456,058	439,633	452,841	96,707	96,707	549,548
Overtime	106	767	0	0	0	0	0
Premium Pay	25,869	5,000	7,791	6,792	0	0	6,792
Fringe Benefits	181,208	209,160	218,388	219,980	46,284	46,284	266,264
Other Capital Equip	15,516	16,053	24,380	0	0	0	0
Other Supplies	30,514	61,305	53,625	101,425	0	0	101,425
Travel Training	9,135	6,802	10,500	10,000	0	0	10,000
All Other Contr. Svcs	27,911	27,911	37,911	43,336	4,155	4,155	47,491
Program Expense	74,477	140,688	67,219	90,902	60,330	60,330	151,232
Utilities	1,436	1,441	2,000	2,000	0	0	2,000
Rent	428	0	650	0	0	0	0
Other	25,813	28,731	36,640	44,140	0	0	44,140
Total Expenditures	783,872	953,916	898,737	971,416	207,476	207,476	1,178,892
Revenues							
State Aid	11,437	2,181	20,216	0	0	0	0
Other Revenues	61,260	112,210	96,836	157,916	0	0	157,916
Applied Rollover (Rev.)	0	0	19,880	0	12,388	12,388	12,388
Total Revenues	72,697	114,391	136,932	157,916	12,388	12,388	170,304
Dept. Net Local	711,175	839,525	761,805	813,500	195,088	195,088	1,008,588

Board of Elections

Full Time Equivalent

	2016 Budget	2017 Budget	2018 Budget	2019 Budget	2020 Target	OTR Req	OTR Rec	2020 Total
Clerk	0.00	0.00	0.00	0.00	0.65	0.85	0.85	1.50
Commissioner of Elections	2.00	2.00	2.00	2.00	2.00	0.00	0.00	2.00
Deputy Commissioner of Elections	2.00	2.00	2.00	2.00	2.00	0.00	0.00	2.00
Senior Elections Clerk	2.00	2.00	2.00	2.00	2.00	0.00	0.00	2.00
Senior Voting Technicians	2.00	1.00	2.00	1.00	1.00	1.00	1.00	2.00
Voting Machine Technicians	0.15	0.15	0.30	0.15	0.15	0.30	0.30	0.45
	8.15	7.15	8.30	7.15	7.80	2.15	2.15	9.95

Board of Elections

1450 BOARD OF ELECTIONS

	2017 Actual	2018 Actual	2019 Modified	Target	Req OTR's	Rec OTR's	Total Rec
				2020			
Expenditures							
Salary and Wages	391,459	456,058	439,633	452,841	96,707	96,707	549,548
Overtime	106	767	0	0	0	0	0
Premium Pay	25,869	5,000	7,791	6,792	0	0	6,792
Fringe Benefits	181,208	209,160	218,388	219,980	46,284	46,284	266,264
Other Capital Equip	14,692	13,592	22,880	0	0	0	0
Other Supplies	2,591	1,669	2,625	3,225	0	0	3,225
Travel Training	9,135	6,802	10,500	10,000	0	0	10,000
All Other Contr. Svcs	27,695	27,695	37,695	43,120	4,155	4,155	47,275
Program Expense	74,077	132,688	57,219	90,902	60,330	60,330	151,232
Rent	428	0	650	0	0	0	0
Other	784	1,178	1,340	1,640	0	0	1,640
Total Expenditures	728,044	854,609	798,721	828,500	207,476	207,476	1,035,976
Revenues							
Other Revenues	17,825	15,671	17,036	15,000	0	0	15,000
Applied Rollover (Rev.)	0	0	19,880	0	12,388	12,388	12,388
Total Revenues	17,825	15,671	36,916	15,000	12,388	12,388	27,388
Budgeting Unit Net Local	710,219	838,938	761,805	813,500	195,088	195,088	1,008,588

1451 ELECTIONS EXPENSE

	2017 Actual	2018 Actual	2019 Modified	Target	Req OTR's	Rec OTR's	Total Rec
				2020			
Expenditures							
Other Supplies	25,627	58,855	42,500	98,200	0	0	98,200
All Other Contr. Svcs	0	0	0	216	0	0	216
Utilities	1,436	1,441	2,000	2,000	0	0	2,000
Other	25,029	27,553	35,300	42,500	0	0	42,500
Total Expenditures	52,092	87,849	79,800	142,916	0	0	142,916
Revenues							
Other Revenues	43,435	96,539	79,800	142,916	0	0	142,916
Total Revenues	43,435	96,539	79,800	142,916	0	0	142,916
Budgeting Unit Net Local	8,657	-8,690	0	0	0	0	0

Board of Elections

1452 ELECTIONS GRANT

	2017 Actual	2018 Actual	2019 Modified	Target	Req OTR's	Rec OTR's	Total Rec
				2020			
Expenditures							
Other Capital Equip	824	2,461	1,500	0	0	0	0
Other Supplies	2,296	781	8,500	0	0	0	0
All Other Contr. Svcs	216	216	216	0	0	0	0
Program Expense	400	8,000	10,000	0	0	0	0
Total Expenditures	3,736	11,458	20,216	0	0	0	0
Revenues							
State Aid	11,437	2,181	20,216	0	0	0	0
Total Revenues	11,437	2,181	20,216	0	0	0	0
Budgeting Unit Net Local	-7,701	9,277	0	0	0	0	0

Board of Elections

OTR # 89 **Priority** 1 **OTR Name** One-time Funding for 2020 Elections

Description This OTR asks for \$160,811 in One-time funding, \$12,388 of which will be covered with departmental rollover, to support several aspects of conducting the 2020 Elections in Tompkins County.

Presidential Primary 2020

Presidential Primaries occur every four years. Associated expenses with running the election include all the same expenses as a General Election, except polling sites are consolidated thus reducing costs. Major expenses include voting machine and equipment transportation, election workers and technicians. We are expecting record turnout based on current work activities. 2020 feels similar to 2016, which resulted in the highest voter turnout in NY State with 78.75% in our General Election.

Cost: \$43,610 Program Expense (54400) + Use of Rollover -\$12,388 (41084)

Voting Machine Technicians/Early voting 2020

A Presidential Election year brings higher numbers in all of our statistics as well as workload. Staff is needed for the increased voter participation. Voting Machine Technicians are required at more hours than in normal years. They assist in the programming of voting machines as well as training our 300+ workers we need at the polling sites. We will employ 10% more inspectors and deploy about 15% more voting machines for the General Election.

Additionally, we now have early voting before each Primary and General Election starting 10 days before each Election. The Voting Machine Technicians are needed daily to manage each poll site for early voting. The techs will be able to troubleshoot any issues that could occur right at the location. Early voting also requires 6 additional voting machines for the 3 elections occurring in 2020 and ballot printing equipment that the techs will be in charge of during the additional voting hours.

Cost: \$10,000 salary/\$4,786 fringes (51000075/58800)

Election Clerks Extended hours

Election Clerks are seasonal, very part time positions. Again, these clerks will be assisting with the volumes of increased absentee and registration applications in the office. The amount of absentee ballots issued increases by over 300% in a Presidential year. The clerks will help account and monitor over 5,000 ballots. It will take one clerk 4 hours a day just to date stamp and sort our mail daily.

Cost: \$27,187 salary/\$13,012 fringe (51000503/58800)

Senior Voting Machine Technicians

Beginning with the 2020 Presidential Primary, we will be required to have 9 days of Early Voting prior to every Primary, General, and Special Election. For all of these elections, the Senior Voting Machine Technicians will be responsible for the preparation of all of the voting machines and electronic poll books for Early Voting and its corresponding Election Day. Early Voting in particular will create more challenges as elections are becoming more technical in nature. We will need the additional FTE in place to adequately deal with all of these changes.

Cost: \$50,456 salary/\$24,148 fringe (51000793/58800)

		<u>Account</u>	<u>Requested</u>	<u>Recommended</u>
1450	54400	PROGRAM EXPENSE	31,222 ONE-TIME	31,222 ONE-TIME
1450	54400	PROGRAM EXPENSE	12,388 ROLLOVER	12,388 ROLLOVER

Board of Elections

1450	41084	USE OF ROLLOVER	-12,388	ROLLOVER	-12,388	ROLLOVER
1450	51000075	VOTING MACH TECH	10,000	ONE-TIME	10,000	ONE-TIME
1450	51000503	CLERK	27,187	ONE-TIME	27,187	ONE-TIME
1450	51000793	SEN VOTG MAC TEC	50,456	ONE-TIME	50,456	ONE-TIME
1450	58800	FRINGES	41,946	ONE-TIME	41,946	ONE-TIME

Local Share	160,811	160,811
--------------------	---------	---------

OTR # 90 **Priority** 2 **OTR Name** Target Funding for Early Voting and Extended Hours

Description

This OTR asks for \$30,122 in Target funding to cover the ongoing increased costs of early voting and increased hours at polling places.

Primary Hours Extended

New legislation was passed this year to increase voting hours on all Primary days. The hours of voting will be from 6 am to 9 pm. This increases the work hours of each election inspector by 7 hours.

Cost: \$16,720 Program Expense (54400)

Early Voting Clerks

Clerks are needed for 9 days before every election to process voters at each early voting site. Funds were allotted for General Election, but we need funding for one Primary per year to staff the sites.

Cost: \$9,064 salary/ \$4,338 fringe (51000503/58800)

		<u>Account</u>	<u>Requested</u>	<u>Recommended</u>
1450	54400	PROGRAM EXPENSE	16,720 TARGET	16,720 TARGET
1450	51000503	CLERK	9,064 TARGET	9,064 TARGET
1450	58800	FRINGES	4,338 TARGET	4,338 TARGET

Local Share	30,122	30,122
--------------------	--------	--------

OTR # 5 **Priority** 3 **OTR Name** NTS Voter Database Software Contract Increase

Description

The contract we have with NTS, who provides our voter database program software, is up in 2019. They have already indicated to us to expect an increase in 15% over the previous contract starting in 2020. We will be going into our busiest year in our election cycle and need our software to maintain our ever-growing voter database.

		<u>Account</u>	<u>Requested</u>	<u>Recommended</u>
1450	54425	SERVICE CONTRACTS	4,155 TARGET	4,155 TARGET

Local Share	4,155	4,155
--------------------	-------	-------

Board of Elections Total	195,088	195,088
---------------------------------	---------	---------

Capital Program

Tompkins County's Capital Projects Program is a five-year planning guide for major, non-recurring projects such as construction, land purchase, or infrastructure systems. Costs in the Capital Program may be paid for entirely or with a combination of cash, state or federal grants, or through the issuance of bonds. Several projects have been paid for with tobacco settlement funds that were securitized (sold on the bond market) to gain a lump sum to be applied to the capital program. Inclusion in the Capital Program does not, by itself, authorize approval of any particular project. Funds must still be appropriated in the County budget, and in almost all cases, bids must be received and any borrowing must be approved.

Consolidated Budget

	2017 Actual	2018 Actual	2019 Modified	2020			
				Target	Req OTR's	Rec OTR's	Total Rec
Expenditures							
Program Expense	4,539,481	5,036,926	6,375,113	6,749,350	124,746	124,746	6,874,096
Other Finance	4,249,766	1,092,471	1,775,000	0	0	0	0
Total Expenditures	8,789,247	6,129,397	8,150,113	6,749,350	124,746	124,746	6,874,096
Revenues							
Total Revenues	0	0	0	0	0	0	0
Dept. Net Local	8,789,247	6,129,397	8,150,113	6,749,350	124,746	124,746	6,874,096

Capital Program

9576 CONTRIB. TO CONSTRUCTION

	2017 Actual	2018 Actual	2019 Modified	Target	Req OTR's	Rec OTR's	Total Rec
				2020			
Expenditures							
Other Finance	4,249,766	1,092,471	1,775,000	0	0	0	0
Total Expenditures	4,249,766	1,092,471	1,775,000	0	0	0	0
Revenues							
Total Revenues	0	0	0	0	0	0	0
Budgeting Unit Net Local	4,249,766	1,092,471	1,775,000	0	0	0	0

9961 CONTRIB. TO DEBT SERVICE

	2017 Actual	2018 Actual	2019 Modified	Target	Req OTR's	Rec OTR's	Total Rec
				2020			
Expenditures							
Program Expense	4,539,481	5,036,926	6,375,113	6,749,350	124,746	124,746	6,874,096
Total Expenditures	4,539,481	5,036,926	6,375,113	6,749,350	124,746	124,746	6,874,096
Budgeting Unit Net Local	4,539,481	5,036,926	6,375,113	6,749,350	124,746	124,746	6,874,096

Capital Program

OTR # 95 **Priority** 1 **OTR Name** Net-zero Emissions by 2035

Description This OTR requests a Target increase in capital appropriation of \$124,746 to set a new commitment of a 1% annual increase in the tax levy as a minimum investment that would meet both the goal of fiscal responsibility and of reasonable investment in improving and maintaining the County's physical infrastructure to achieve net-zero emissions.

Over the past decade, the County has completed a number of energy and greenhouse gas emissions (GHG) reductions plans and reports, including the 2020 Energy Strategy (adopted in 2010), Energy Roadmap in 2016 and Energy and Economic Development Task Force Report in 2016. This year the Legislature adopted a new Energy Strategy with intent of continuing to provide vision and leadership to move both County government operations and the overall community toward achieving net-zero emissions.

The Energy Strategy identified that the County can provide leadership internally through decisions it makes in allocating funding to achieve GHG emissions goals. The first priority in the newly adopted Energy Strategy outlined Tompkins County as leading by example for its own operations with both our facilities and fleet to determine a financially sound path to net-zero emissions. The Energy Strategy also identified that the County would strive for the largest reduction in GHG in the shortest time-frame possible while remaining financially solvent.

The proposed 2020 Capital Plan puts forth an approach that includes \$82 million committed to making all County facilities net-zero emissions, and another \$2 million to replace the existing fleet with 100% electric vehicles. The requested Target funding would provide the short and long-term capital funding needed to achieve net-zero emissions for governmental operations by 2035.

		<u>Account</u>	<u>Requested</u>	<u>Recommended</u>
9961	54400	PROGRAM EXPENSE	124,746 TARGET	124,746 TARGET
		Local Share	124,746	124,746
		Capital Program Total	124,746	124,746

Contingent Fund

An account to which funds have been appropriated for unforeseen expenses and opportunities. Money in the contingent fund must be transferred to another account from which it may then be spent.

Consolidated Budget

	2017 Actual	2018 Actual	2019 Modified	2020			
				Target	Req OTR's	Rec OTR's	Total Rec
Expenditures							
Program Expense	0	0	542,539	900,000	0	0	900,000
Pending Leg. Initiatives	0	0	287,000	0	0	0	0
Other	0	0	300,000	0	0	0	0
Total Expenditures	0	0	1,129,539	900,000	0	0	900,000
Dept. Net Local	0	0	1,129,539	900,000	0	0	900,000

Contingent Fund

1990 CONTINGENT FUND

				Target	Req OTR's	Rec OTR's	Total Rec
	2017 Actual	2018 Actual	2019 Modified	2020			
Expenditures							
Program Expense	0	0	542,539	900,000	0	0	900,000
Pending Leg. Initiatives	0	0	287,000	0	0	0	0
Other	0	0	300,000	0	0	0	0
Total Expenditures	0	0	1,129,539	900,000	0	0	900,000
Budgeting Unit Net Local	0	0	1,129,539	900,000	0	0	900,000

County Administration

County Administration, under the leadership of the County Administrator, oversees and coordinates all operational aspects of county government in order to successfully carry out the policies of the County Legislature. Among the department's responsibilities are: preparing preliminary and final budget documents; handling requests for information made under the Freedom of Information Law (FOIL); administering all aspects of the County Compliance Program, ensuring adherence to federal and state regulations, and local laws; providing executive oversight of the County's Diversity and Inclusion initiatives, including policy implementation, monitoring diversity metrics, and advising on program strategy; maintaining the Administrative Manual that contains the policies and procedures that guide the operation of county government; providing information to the Legislators for use in decision-making on a wide range of issues; performing contract and risk management, and making sure the public and the media are well-informed on County issues.

Consolidated Budget

	2017 Actual	2018 Actual	2019 Modified	2020			
				Target	Req OTR's	Rec OTR's	Total Rec
Expenditures							
Salary and Wages	494,404	517,335	749,149	641,731	206,434	206,434	848,165
Overtime	591	251	0	0	0	0	0
Premium Pay	16,727	20,220	6,250	6,250	500	500	6,750
Fringe Benefits	222,231	243,716	367,735	310,124	99,040	99,040	409,164
Automotive Equipment	0	0	10,000	0	0	0	0
Other Capital Equip	8,499	27,521	24,400	6,000	4,900	4,900	10,900
Other Supplies	3,233	4,312	5,605	5,115	1,000	1,000	6,115
Travel Training	1,617	13,953	11,095	16,199	6,000	6,000	22,199
Professional Services	143,361	130,421	199,844	78,518	46,000	46,000	124,518
All Other Contr. Svcs	22,404	31,808	40,109	34,604	16,540	16,540	51,144
Program Expense	3,501	5,285	8,243	10,087	800	800	10,887
Utilities	1,276	1,159	1,320	1,305	0	0	1,305
Other	25,901	12,166	25,050	4,476	3,200	3,200	7,676
Total Expenditures	943,745	1,008,147	1,448,800	1,114,409	384,414	384,414	1,498,823
Revenues							
Local Revenues	12,500	12,500	15,373	15,680	0	0	15,680
Other Revenues	2	0	0	0	0	0	0
Applied Rollover (Rev.)	0	0	10,000	0	0	0	0
Total Revenues	12,502	12,500	25,373	15,680	0	0	15,680
Dept. Net Local	931,243	995,647	1,423,427	1,098,729	384,414	384,414	1,483,143

County Administration

Full Time Equivalents

	2016 Budget	2017 Budget	2018 Budget	2019 Budget	2020 Target	OTR Req	OTR Rec	2020 Total
Administrative Services Coordinator	1.00	0.00	0.00	0.00	0.00	0.00	0.00	0.00
Administrative Specialist	0.00	1.00	1.00	0.00	0.00	0.00	0.00	0.00
Chief Equity and Diversity Officer	0.00	0.00	0.00	0.00	0.00	1.00	1.00	1.00
Compliance Program Coordinator	0.00	1.00	1.00	1.00	1.00	0.00	0.00	1.00
Contracts Coordinator	1.00	1.00	1.00	1.00	1.00	0.00	0.00	1.00
County Administrator	1.00	1.00	1.00	1.00	1.00	0.00	0.00	1.00
Deputy County Administrator	1.00	1.00	1.00	2.00	2.00	0.00	0.00	2.00
Executive Assistant to County	1.00	1.00	1.00	1.00	1.00	0.00	0.00	1.00
Performance Measurement/CJ	0.00	0.00	1.00	1.00	0.00	1.00	1.00	1.00
Pub Admin Management Fellows	0.00	0.00	2.00	0.00	0.00	1.00	1.00	1.00
Public Information Officer	1.00	1.00	1.00	1.00	1.00	0.00	0.00	1.00
Secretary to Co. Administrator	0.00	0.00	0.00	1.00	1.00	0.00	0.00	1.00
	6.00	7.00	10.00	9.00	8.00	3.00	3.00	11.00

County Administration

1230 COUNTY ADMINISTRATION

	2017 Actual	2018 Actual	2019 Modified	Target	Req OTR's	Rec OTR's	Total Rec
				2020			
Expenditures							
Salary and Wages	375,881	344,026	550,225	515,323	129,950	129,950	645,273
Overtime	114	0	0	0	0	0	0
Premium Pay	15,477	15,003	3,000	3,500	0	0	3,500
Fringe Benefits	170,024	162,748	269,053	248,309	62,195	62,195	310,504
Automotive Equipment	0	0	10,000	0	0	0	0
Other Capital Equip	8,499	27,521	24,400	6,000	4,900	4,900	10,900
Other Supplies	3,181	3,398	4,050	4,050	1,000	1,000	5,050
Travel Training	1,617	13,481	8,745	15,349	4,500	4,500	19,849
Professional Services	112,343	69,953	161,326	40,000	46,000	46,000	86,000
All Other Contr. Svcs	14,102	14,267	15,902	12,444	14,400	14,400	26,844
Program Expense	832	1,437	2,320	3,664	0	0	3,664
Utilities	699	619	730	730	0	0	730
Other	25,901	12,166	24,300	4,476	2,800	2,800	7,276
Total Expenditures	728,670	664,619	1,074,051	853,845	265,745	265,745	1,119,590
Revenues							
Other Revenues	2	0	0	0	0	0	0
Applied Rollover (Rev.)	0	0	10,000	0	0	0	0
Total Revenues	2	0	10,000	0	0	0	0
Budgeting Unit Net Local	728,668	664,619	1,064,051	853,845	265,745	265,745	1,119,590

1232 CJATI ADVISORY BOARD

	2017 Actual	2018 Actual	2019 Modified	Target	Req OTR's	Rec OTR's	Total Rec
				2020			
Expenditures							
Salary and Wages	0	54,749	74,980	0	76,484	76,484	76,484
Premium Pay	0	0	500	0	500	500	500
Fringe Benefits	0	24,796	36,842	0	36,845	36,845	36,845
Travel Training	0	0	1,500	0	1,500	1,500	1,500
Program Expense	0	0	0	0	800	800	800
Other	0	0	750	0	400	400	400
Total Expenditures	0	79,545	114,572	0	116,529	116,529	116,529
Budgeting Unit Net Local	0	79,545	114,572	0	116,529	116,529	116,529

County Administration

1236 WDIC

	2017 Actual	2018 Actual	2019 Modified	Target	Req OTR's	Rec OTR's	Total Rec
				2020			
Expenditures							
Other Supplies	0	0	1,500	1,000	0	0	1,000
Travel Training	0	472	850	850	0	0	850
Professional Services	0	29,450	7,500	7,500	0	0	7,500
Program Expense	2,475	3,793	5,000	5,500	0	0	5,500
Total Expenditures	2,475	33,715	14,850	14,850	0	0	14,850
Revenues							
Total Revenues	0	0	0	0	0	0	0
Budgeting Unit Net Local	2,475	33,715	14,850	14,850	0	0	14,850

1988 PUBLIC INFORMATION

	2017 Actual	2018 Actual	2019 Modified	Target	Req OTR's	Rec OTR's	Total Rec
				2020			
Expenditures							
Salary and Wages	59,343	60,765	61,972	63,204	0	0	63,204
Overtime	477	235	0	0	0	0	0
Premium Pay	550	750	1,000	1,000	0	0	1,000
Fringe Benefits	26,213	27,966	30,737	30,728	0	0	30,728
Other Supplies	52	914	55	65	0	0	65
Professional Services	31,018	31,018	31,018	31,018	0	0	31,018
All Other Contr. Svcs	2,302	11,541	18,207	16,160	2,140	2,140	18,300
Program Expense	30	55	923	923	0	0	923
Utilities	505	477	510	500	0	0	500
Total Expenditures	120,490	133,721	144,422	143,598	2,140	2,140	145,738
Revenues							
Total Revenues	0	0	0	0	0	0	0
Budgeting Unit Net Local	120,490	133,721	144,422	143,598	2,140	2,140	145,738

County Administration

1989 RISK MANAGEMENT

	2017 Actual	2018 Actual	2019 Modified	Target	Req OTR's	Rec OTR's	Total Rec
				2020			
Expenditures							
Salary and Wages	59,180	57,795	61,972	63,204	0	0	63,204
Overtime	0	16	0	0	0	0	0
Premium Pay	700	4,467	1,750	1,750	0	0	1,750
Fringe Benefits	25,994	28,206	31,103	31,087	0	0	31,087
All Other Contr. Svcs	6,000	6,000	6,000	6,000	0	0	6,000
Program Expense	164	0	0	0	0	0	0
Utilities	72	63	80	75	0	0	75
Total Expenditures	92,110	96,547	100,905	102,116	0	0	102,116
Revenues							
Local Revenues	12,500	12,500	15,373	15,680	0	0	15,680
Total Revenues	12,500	12,500	15,373	15,680	0	0	15,680
Budgeting Unit Net Local	79,610	84,047	85,532	86,436	0	0	86,436

County Administration

OTR # 82 **Priority** 1 **OTR Name** Chief Equity and Diversity Officer

Description This OTR asks for three years of One-time funding for a Chief Equity and Diversity Officer for Tompkins County and to support a County membership with GARE (Government Alliance for Racial Equity). The funding being requested is \$133,406 for 2020, with the initial start-up costs for computer, software, and furniture dropping out in subsequent years.

The recommendation for this position has come from the Diversity & Inclusion Infusion Team that was responsible for reviewing the results from the 2018 Workplace Climate Survey, focusing specifically on the questions around diversity & inclusion. They assessed the results, shared some of their own experiences working for Tompkins County, reviewed the work that other municipalities and governments around the country are doing to remove racial inequities in their communities, and also researched national best practices. From their research and discussions over the last few months, they have come up with two immediate recommendations for Tompkins County: 1) to create and hire a Chief Equity and Diversity Officer; and 2) Tompkins County to join GARE (Government Alliance for Racial Equity).

A Chief Equity and Diversity Officer would be focused on building trust within the organization and in the community and providing equal access for all employees and residents. By understanding how municipal operations affect race and equity, local government can begin to transform systems and create better outcomes for all. This will increase our capacity as an organization to transform from an institution that directly or indirectly perpetuates racial inequities into one that actively advances racial equity both internally and externally.

GARE is a national network of governments working to achieve racial equity and advance opportunities for all, while providing tools to put theory into action. It is recommended that Tompkins County join GARE because their work is specific to local governments and would provide the County to a network of governments supporting one another and sharing best practices.

Please see the full recommendation from the Diversity & Inclusion Infusion Team for more information.

		<u>Account</u>	<u>Requested</u>	<u>Recommended</u>
1230	51000	REGULAR PAY	83,867 ONE-TIME	83,867 ONE-TIME
1230	58800	FRINGES	40,139 ONE-TIME	40,139 ONE-TIME
1230	54412	TRAVEL/TRAINING	2,500 ONE-TIME	2,500 ONE-TIME
1230	54303	OFFICE SUPPLIES	1,000 ONE-TIME	1,000 ONE-TIME
1230	52206	COMPUTER EQUIPMENT	2,500 ONE-TIME	2,500 ONE-TIME
1230	52230	COMPUTER SOFTWARE	400 ONE-TIME	400 ONE-TIME
1230	52214	OFFICE FURNISHINGS	2,000 ONE-TIME	2,000 ONE-TIME
1230	54416	MEMBERSHIP DUES	1,000 ONE-TIME	1,000 ONE-TIME
		Local Share	133,406	133,406

County Administration

OTR # 1 **Priority** 2 **OTR Name** Management Fellows Program

Description This OTR asks for three years of one-time funding to continue and extend the Management Fellows Program in County Administration.

In November of 2017 the Tompkins County Legislature adopted Resolution 2017-23, establishing the foundation for a county-sponsored fellowship program to enhance the organization's ability to attract diverse talent with the fresh perspectives and skill sets necessary to keep Tompkins County on the cutting edge of local government in New York State. Three years of one-time funding was provided for the program in the 2018 Adopted Budget. Implementation was postponed until 2019, when the Legislature adopted Resolution 2019-33, launching the program and providing one-time funding from the contingent fund.

In this program Public Administration Management Fellows will have the opportunity to assume diverse management-level responsibilities, work on upper-level research and development projects, and perform several duties in their chosen field while increasing the capacity of County Administration to address emerging issues. For example, the current Fellow provides important additional support to County Administration by researching and helping implement needed organizational changes indicated by the Workplace Climate Survey as well as carrying out other activities aligned with County Administration core operations.

	<u>Account</u>	<u>Requested</u>	<u>Recommended</u>
1230	51000221 MANAGEMENT FELLOW	46,083 ONE-TIME	46,083 ONE-TIME
1230	58800 FRINGES	22,056 ONE-TIME	22,056 ONE-TIME
1230	54412 TRAVEL/TRAINING	2,000 ONE-TIME	2,000 ONE-TIME
	Local Share	70,139	70,139

County Administration

OTR # 6 **Priority** 3 **OTR Name** Continue Funding for Performance Measurement and Criminal Justice Coordination

Description

This OTR requests the continuation of One-time funding for Tompkins County's Performance Measurement initiatives and Criminal Justice Coordination.

The County's performance measure initiative started in Youth Services in 2016 with a One-time OTR to measure youth program. Shortly thereafter, in 2017, it was funded as a County-wide initiative with a three-year OTR. The County's adoption and implementation of the Results Based Accountability (RBA) model has been facilitated through a consulting contract with Clear Impact, LLC., which also included licensing costs for their RBA Scorecard Software.

Originally funded as only an 18-month initiative in 2018 with One-time funding, the Criminal Justice Coordination effort included the Criminal Justice Coordinator position to address critical aspects of coordination among various departments and agencies implementing Alternatives to Incarceration (ATIs), measurement of the performance of those ATIs, grant-writing, and development and hosting of county-wide events such as the recent Sequential Intercept Mapping session. By incorporating RBA into ATI monitoring and other criminal justice initiatives, the program has been able to begin to track effectiveness of ATI and re-entry initiatives funded by the County and supported by community partners.

When instituted in early 2018, the Criminal Justice Coordinator's responsibilities were split between the implementation of the County's performance measurement program and coordination of ATIs. This has proved to be an effective and cost-saving approach to begin to measure effectiveness of County services and programs.

This One-time OTR includes the continuation of the County's performance measurement program and coordination of ATIs.

		<u>Account</u>	<u>Requested</u>	<u>Recommended</u>
1232	51000199	CRIMINAL JUSTICE	76,484 ONE-TIME	76,484 ONE-TIME
1232	58800	FRINGES	36,845 ONE-TIME	36,845 ONE-TIME
1232	54412	TRAVEL/TRAINING	1,500 ONE-TIME	1,500 ONE-TIME
1232	51600	LONGEVITY	500 ONE-TIME	500 ONE-TIME
1232	54414	LOCAL MILEAGE	400 ONE-TIME	400 ONE-TIME
1232	54400	PROGRAM EXPENSE	800 ONE-TIME	800 ONE-TIME
1230	54442	PROFESSIONAL SERVICES	6,000 ONE-TIME	6,000 ONE-TIME
1230	54425	SERVICE CONTRACTS	14,400 ONE-TIME	14,400 ONE-TIME
Local Share			136,929	136,929

OTR # 46 **Priority** 4 **OTR Name** Target funding increase for COW Program

Description

This OTR seeks \$40,000 in Target Funding to provide ongoing funding for the County's increased support of the Downtown Community Outreach Worker (COW) Program.

In Resolution 2019-103, adopted May 21, 2019, the Tompkins County Legislature increased its support for the COW Program with \$25,000 in One-time funding that had been set aside in the Contingent Fund in the 2019 Budget to support the expansion of the program to maintain service in the face of an expanding case load.

This OTR would add that additional \$25,000 to the ongoing Target appropriation for this program along with a new additional \$15,000. This would bring the ongoing Target funding level up to a total of \$60,000 for the County's share in supporting this multi-party funding agreement for the program, which is managed and staffed by Family and Childrens Services of Ithaca.

		<u>Account</u>	<u>Requested</u>	<u>Recommended</u>
1230	54442	PROFESSIONAL SERVICES	40,000 TARGET	40,000 TARGET
Local Share			40,000	40,000

County Administration

OTR # 14 **Priority** 5 **OTR Name** Countywide Chamber of Commerce Membership

Description This OTR asks that Target funding for a Countywide membership in the Tompkins County Chamber of Commerce be appropriated in the Department of County Administration's budget, allowing for all County departments and employees, including County Legislators, to be able to participate in Chamber events as Chamber members.

Upon reviewing organizational memberships, it came to the attention of County Administration that a few departments have individually become dues-paying members of the Chamber over the past several years. This has included Recycling and Materials Management (\$545), the Airport (\$500), Youth Services (\$350), and the Workforce Development Board (\$375). The combined amount of the dues paid for these individual memberships (\$1,770) is very close to the dues for a membership that would cover the whole County (\$1,800).

Rather than continue the practice of individual department Chamber memberships, which only confer chamber member benefits--such as participation in chamber events, promotional campaigns, etc.--on those departments and their staff, this request proposes funding for an annual Chamber membership that would allow all County departments the ability to access Chamber member benefits. (Additional expenses such as registration fees for meetings will continue to be funded by the individual department.)

		<u>Account</u>	<u>Requested</u>	<u>Recommended</u>
1230	54416	MEMBERSHIP DUES	1,800 TARGET	1,800 TARGET
Local Share			1,800	1,800
<hr/>				
OTR #	Priority	OTR Name		
45	6	Increased Maint. Cost of Leg. Broadcast Equip.		
Description	This OTR seeks \$2,140 target funding to cover the increased and increasing cost of the maintenance/service agreement with Sensory Technologies for the Legislature's broadcast equipment. The contract fee increases by \$1,920.00 annually, and in 2019 the Department of County Administration has, so far, been able to cover this increase with unexpected savings in other areas. However, for 2020, the cumulative increase of \$3,840 over the 2018 contract amount is more than the department can sustain. This increase is partially offset by reductions in our Time Warner/Spectrum contract, leaving us with a \$2,140 gap.			
		<u>Account</u>	<u>Requested</u>	<u>Recommended</u>
1988	54425	SERVICE CONTRACTS	2,140 TARGET	2,140 TARGET
Local Share			2,140	2,140
<hr/>				
County Administration Total			384,414	384,414

County Attorney

The County Attorney's Office is the sole legal advisor for Tompkins County and provides legal opinions and guidance to the County Legislature, County departments and staff. It represents the County as a government entity in civil litigation, bankruptcy, foreclosure, solid waste and health department matters, capital projects and County property transactions, and acts as Presentment Agency in juvenile cases in Family Court.

Consolidated Budget

	2017 Actual	2018 Actual	2019 Modified	2020			
				Target	Req OTR's	Rec OTR's	Total Rec
Expenditures							
Salary and Wages	307,877	266,701	282,744	288,399	0	0	288,399
Overtime	54	0	0	0	0	0	0
Premium Pay	2,000	3,563	4,125	4,411	0	0	4,411
Fringe Benefits	134,640	122,402	140,021	140,139	0	0	140,139
Other Capital Equip	3,201	1,649	2,000	2,550	0	0	2,550
Other Supplies	21,136	13,956	16,598	16,599	0	0	16,599
Travel Training	730	254	1,500	1,500	0	0	1,500
Professional Services	234	6,375	30,350	30,350	0	0	30,350
All Other Contr. Svcs	853	853	1,100	1,100	0	0	1,100
Program Expense	0	0	510	510	0	0	510
Utilities	506	415	600	600	0	0	600
Other	567	558	750	750	0	0	750
Total Expenditures	471,798	416,726	480,298	486,908	0	0	486,908
Revenues							
Local Revenues	15,500	15,500	16,075	16,137	0	0	16,137
Interfund Transf & Rev	26,010	27,000	27,540	28,091	0	0	28,091
Total Revenues	41,510	42,500	43,615	44,228	0	0	44,228
Dept. Net Local	430,288	374,226	436,683	442,680	0	0	442,680

County Attorney

Full Time Equivalents

	2016 Budget	2017 Budget	2018 Budget	2019 Budget	2020 Target	OTR Req	OTR Rec	2020 Total
County Attorney	1.00	1.00	1.00	1.00	1.00	0.00	0.00	1.00
Deputy County Attorney	0.50	0.50	0.50	0.50	0.50	0.00	0.00	0.50
Paralegal	1.00	1.00	0.50	0.50	0.50	0.00	0.00	0.50
Secretary/Paralegal Aid	1.00	1.00	1.00	1.00	1.00	0.00	0.00	1.00
	3.50	3.50	3.00	3.00	3.00	0.00	0.00	3.00

County Attorney

1420 COUNTY ATTORNEY				Target	Req OTR's	Rec OTR's	Total Rec
	2017 Actual	2018 Actual	2019 Modified		2020		
Expenditures							
Salary and Wages	307,877	266,701	282,744	288,399	0	0	288,399
Overtime	54	0	0	0	0	0	0
Premium Pay	2,000	3,563	4,125	4,411	0	0	4,411
Fringe Benefits	134,640	122,402	140,021	140,139	0	0	140,139
Other Capital Equip	3,201	1,649	2,000	2,550	0	0	2,550
Other Supplies	21,136	13,956	16,598	16,599	0	0	16,599
Travel Training	730	254	1,500	1,500	0	0	1,500
Professional Services	234	6,375	30,350	30,350	0	0	30,350
All Other Contr. Svcs	853	853	1,100	1,100	0	0	1,100
Program Expense	0	0	510	510	0	0	510
Utilities	506	415	600	600	0	0	600
Other	567	558	750	750	0	0	750
Total Expenditures	471,798	416,726	480,298	486,908	0	0	486,908
Revenues							
Local Revenues	15,500	15,500	16,075	16,137	0	0	16,137
Interfund Transf & Rev	26,010	27,000	27,540	28,091	0	0	28,091
Total Revenues	41,510	42,500	43,615	44,228	0	0	44,228
Budgeting Unit Net Local	430,288	374,226	436,683	442,680	0	0	442,680

County Clerk

The County Clerk's Office serves as the repository for all land records (deeds, mortgages, etc.). The County Clerk is the Clerk of the Supreme and County Courts and is responsible for all civil and criminal filings. Other functions that are provided include: notary public, corporate filings, passports, naturalization ceremonies, collector of mortgage and transfer taxes, federal and state tax filings. A County Clerk

Consolidated Budget

	2017 Actual	2018 Actual	2019 Modified	2020			
				Target	Req OTR's	Rec OTR's	Total Rec
Expenditures							
Salary and Wages	879,867	911,093	934,866	1,015,246	20,794	20,794	1,036,040
Overtime	3,517	2,730	28,644	0	0	0	0
Premium Pay	31,415	21,952	14,000	11,832	0	0	11,832
Fringe Benefits	392,852	430,298	477,123	491,559	9,952	9,952	501,511
Automotive Equipment	0	0	39,595	0	0	0	0
Other Capital Equip	223,385	24,632	41,000	19,500	18,300	18,300	37,800
Vehicle Fuel and Maint	1,284	1,160	1,900	1,000	0	0	1,000
Other Supplies	8,342	10,960	13,575	9,575	0	0	9,575
Travel Training	5,473	3,569	4,500	4,500	0	0	4,500
Professional Services	52,517	42,187	45,200	37,076	0	0	37,076
All Other Contr. Svcs	69,886	102,553	103,550	102,400	0	0	102,400
Maintenance	1,099	130	992	0	0	0	0
Utilities	2,801	2,861	3,100	3,300	0	0	3,300
Rent	8,640	8,640	9,000	9,000	0	0	9,000
Other	13,549	15,069	14,580	14,780	0	0	14,780
Total Expenditures	1,694,627	1,577,834	1,731,625	1,719,768	49,046	49,046	1,768,814
Revenues							
State Aid	18,436	18,437	0	0	0	0	0
Local Revenues	1,019,324	1,105,151	1,077,897	1,108,014	0	0	1,108,014
Other Revenues	81,790	76,942	121,348	103,372	0	0	103,372
Total Revenues	1,119,550	1,200,530	1,199,245	1,211,386	0	0	1,211,386
Dept. Net Local	575,077	377,304	532,380	508,382	49,046	49,046	557,428

County Clerk

Full Time Equivalents

	2016 Budget	2017 Budget	2018 Budget	2019 Budget	2020 Target	OTR Req	OTR Rec	2020 Total
Administrative Recording Clerk	0.00	1.00	1.00	1.00	1.00	0.00	0.00	1.00
County Clerk	1.00	1.00	1.00	1.00	1.00	0.00	0.00	1.00
Deputy County Clerk	2.00	2.00	2.00	2.00	2.00	0.00	0.00	2.00
DMV Supervisor	0.00	0.00	0.00	0.00	0.50	0.50	0.50	1.00
Information Aide	0.00	0.00	0.00	1.00	1.00	0.00	0.00	1.00
Mail & Records Clerk	1.00	1.00	1.00	1.00	1.00	0.00	0.00	1.00
Motor Vehicle Examiner	5.25	5.25	5.25	6.00	5.00	0.00	0.00	5.00
Principal Recording Clerk	3.00	2.00	3.00	2.00	2.00	0.00	0.00	2.00
Recording Clerk	2.75	2.75	2.00	1.00	1.00	0.00	0.00	1.00
Senior Motor Vehicle Examiner	3.00	3.00	2.75	2.75	2.75	0.00	0.00	2.75
Senior Recording Clerk	1.00	1.00	1.00	2.00	3.00	0.00	0.00	3.00
	19.00	19.00	19.00	19.75	20.25	0.50	0.50	20.75

County Clerk

1346 CENTRAL SERVICES

	2017 Actual	2018 Actual	2019 Modified	Target	Req OTR's	Rec OTR's	Total Rec
				2020			
Expenditures							
Salary and Wages	33,437	41,594	42,263	43,118	0	0	43,118
Overtime	44	0	0	0	0	0	0
Premium Pay	7,737	750	1,000	1,000	0	0	1,000
Fringe Benefits	17,893	19,177	21,117	21,115	0	0	21,115
Automotive Equipment	0	0	39,595	0	0	0	0
Vehicle Fuel and Maint	1,284	1,160	1,900	1,000	0	0	1,000
Utilities	114	99	100	80	0	0	80
Total Expenditures	60,509	62,780	105,975	66,313	0	0	66,313
Revenues							
Other Revenues	0	0	22,575	0	0	0	0
Total Revenues	0	0	22,575	0	0	0	0
Budgeting Unit Net Local	60,509	62,780	83,400	66,313	0	0	66,313

1410 COUNTY CLERK

	2017 Actual	2018 Actual	2019 Modified	Target	Req OTR's	Rec OTR's	Total Rec
				2020			
Expenditures							
Salary and Wages	462,704	460,587	439,853	519,609	0	0	519,609
Overtime	2,055	842	28,644	0	0	0	0
Premium Pay	9,814	16,297	5,750	6,750	0	0	6,750
Fringe Benefits	201,184	215,187	231,480	251,915	0	0	251,915
Other Capital Equip	220,897	23,377	37,500	17,500	18,300	18,300	35,800
Other Supplies	5,744	9,025	10,700	6,700	0	0	6,700
Travel Training	5,473	3,569	4,500	4,500	0	0	4,500
Professional Services	52,353	41,892	45,000	37,000	0	0	37,000
All Other Contr. Svcs	69,043	102,071	102,400	102,000	0	0	102,000
Maintenance	785	130	992	0	0	0	0
Utilities	650	577	500	720	0	0	720
Other	9,402	11,083	10,080	10,280	0	0	10,280
Total Expenditures	1,040,104	884,637	917,399	956,974	18,300	18,300	975,274
Revenues							
State Aid	18,436	18,437	0	0	0	0	0
Local Revenues	279,484	295,044	285,942	308,014	0	0	308,014
Other Revenues	72,266	67,685	87,773	92,372	0	0	92,372
Total Revenues	370,186	381,166	373,715	400,386	0	0	400,386
Budgeting Unit Net Local	669,918	503,471	543,684	556,588	18,300	18,300	574,888

County Clerk

1411 MOTOR VEHICLES

	2017 Actual	2018 Actual	2019 Modified	Target	Req OTR's	Rec OTR's	Total Rec
				2020			
Expenditures							
Salary and Wages	383,726	408,912	452,750	452,519	20,794	20,794	473,313
Overtime	1,418	1,888	0	0	0	0	0
Premium Pay	13,864	4,905	7,250	4,082	0	0	4,082
Fringe Benefits	173,775	195,934	224,526	218,529	9,952	9,952	228,481
Other Capital Equip	2,488	1,255	3,500	2,000	0	0	2,000
Other Supplies	2,598	1,935	2,875	2,875	0	0	2,875
Professional Services	164	295	200	76	0	0	76
All Other Contr. Svcs	843	482	1,150	400	0	0	400
Maintenance	314	0	0	0	0	0	0
Utilities	2,037	2,185	2,500	2,500	0	0	2,500
Other	4,147	3,986	4,500	4,500	0	0	4,500
Total Expenditures	585,374	621,777	699,251	687,481	30,746	30,746	718,227
Revenues							
Local Revenues	739,840	810,107	791,955	800,000	0	0	800,000
Other Revenues	0	65	0	0	0	0	0
Total Revenues	739,840	810,172	791,955	800,000	0	0	800,000
Budgeting Unit Net Local	-154,466	-188,395	-92,704	-112,519	30,746	30,746	-81,773

1460 RECORDS MANAGEMENT

	2017 Actual	2018 Actual	2019 Modified	Target	Req OTR's	Rec OTR's	Total Rec
				2020			
Expenditures							
Rent	8,640	8,640	9,000	9,000	0	0	9,000
Total Expenditures	8,640	8,640	9,000	9,000	0	0	9,000
Revenues							
Other Revenues	9,524	9,192	11,000	11,000	0	0	11,000
Total Revenues	9,524	9,192	11,000	11,000	0	0	11,000
Budgeting Unit Net Local	-884	-552	-2,000	-2,000	0	0	-2,000

County Clerk

OTR # 16 **Priority** 1 **OTR Name** QuickFields Agent - Laserfiche

Description Adding the Quickfield Agent to our Laserfiche suite would allow departments in the County to run Quickfields sessions without buying a license. Laserfiche Quick Fields is an automated document capture solution. It can scan practically any document, identify its type, clean up its pages, retrieve information from it, fill out its Laserfiche metadata, name it appropriately, and store it dynamically in a specific location in a Laserfiche repository.

		<u>Account</u>	<u>Requested</u>	<u>Recommended</u>
1410	52230	COMPUTER SOFTWARE	18,300 ONE-TIME	18,300 ONE-TIME
Local Share			18,300	18,300

OTR # 96 **Priority** 1 **OTR Name** Succession Planning for Deputy Clerk DMV

Description This One-time OTR asks for \$30,746 to support a succession plan at DMV, including dual coverage during transition as the current Deputy Clerk retires.

		<u>Account</u>	<u>Requested</u>	<u>Recommended</u>
1411	51000210	MOT. VEH. BUR. SUPR.	20,794 ONE-TIME	20,794 ONE-TIME
1411	58800	FRINGES	9,952 ONE-TIME	9,952 ONE-TIME
Local Share			30,746	30,746

	County Clerk Total	49,046	49,046
--	---------------------------	--------	--------

County Historian

The county historian is an appointed officer of the County charged with the collection, preservation, and use of county records, and with education and promotion of county history. The historian also coordinates the activities and lends aid to the appointed municipal historians in the county and currently serves on the State Commissioner of Education's Local History Advisory Council.

Consolidated Budget

	2017 Actual	2018 Actual	2019 Modified	2020			
				Target	Req OTR's	Rec OTR's	Total Rec
Expenditures							
Program Expense	23,427	8,363	12,750	7,750	5,000	5,000	12,750
Total Expenditures	23,427	8,363	12,750	7,750	5,000	5,000	12,750
Revenues							
Other Revenues	7,500	7,500	7,750	7,750	0	0	7,750
Total Revenues	7,500	7,500	7,750	7,750	0	0	7,750
Dept. Net Local	15,927	863	5,000	0	5,000	5,000	5,000

County Historian

7520 COUNTY HISTORIAN

				Target	Req OTR's	Rec OTR's	Total Rec
	2017 Actual	2018 Actual	2019 Modified	2020			
Expenditures							
Program Expense	23,427	8,363	12,750	7,750	5,000	5,000	12,750
Total Expenditures	23,427	8,363	12,750	7,750	5,000	5,000	12,750
Revenues							
Other Revenues	7,500	7,500	7,750	7,750	0	0	7,750
Total Revenues	7,500	7,500	7,750	7,750	0	0	7,750
Budgeting Unit Net Local	15,927	863	5,000	0	5,000	5,000	5,000

County Historian

OTR # 67 **Priority** 1 **OTR Name** Fund Implementation of Historical Commission Recommendations

Description

This OTR asks for a second year of \$5,000 in One-time funding to fund the implementation of recommendations from the Tompkins County Historical Commission.

The 2019 Tompkins County Adopted Budget included an amendment appropriating two years of funding for this purpose in the County Historian's budget, with allocations of \$5,000 in both 2019 and 2020.

Current recommendations for implementation in 2019-20 include: the recognition of people and events on the landscape, to be created in a variety of physical and virtual ways and focused on race and ethnicity of residents over time, and social activism; a history of the women of Newfield by an independent historian; and a series of small pamphlets that will focus on our local history.

		<u>Account</u>	<u>Requested</u>	<u>Recommended</u>
7520	54400	PROGRAM EXPENSE	5,000 ONE-TIME	5,000 ONE-TIME
		Local Share	5,000	5,000
		County Historian Total	5,000	5,000

County Office for the Aging

The mission of the Tompkins County Office for the Aging (COFA) is to assist the older adult population of Tompkins County to remain independent in their homes as long as possible and appropriate, and with a decent quality of life. COFA seeks to make life better for older adults, and with the help of its advisory committee, to keep them informed about events and issues that affect their lives. Through close cooperation with other community organizations, COFA strives for a network of services that promotes independent living for older adults. Services are offered directly through the Office for the Aging and through subcontracts with community agencies. The needs of minorities, low income persons, frail elderly, and those who living alone are of special concern. COFA receives funding from the Federal government through the Older Americans Act.

Consolidated Budget

	2017 Actual	2018 Actual	2019 Modified	2020			Total Rec
				Target	Req OTR's	Rec OTR's	
Expenditures							
Salary and Wages	593,292	615,471	636,341	650,804	0	0	650,804
Premium Pay	13,334	18,704	6,159	7,909	0	0	7,909
Fringe Benefits	257,403	283,440	313,606	315,260	0	0	315,260
Other Capital Equip	1,600	388	26,098	1,650	0	0	1,650
Vehicle Fuel and Maint	265	618	1,150	1,150	0	0	1,150
Other Supplies	6,038	8,416	16,794	16,056	0	0	16,056
Travel Training	1,872	1,046	3,780	6,080	0	0	6,080
All Other Contr. Svcs	1,356,659	1,359,714	1,477,646	1,594,818	0	0	1,594,818
Program Expense	30,191	41,934	80,957	15,713	0	0	15,713
Utilities	2,821	2,624	3,390	3,390	0	0	3,390
Other	9,623	7,366	10,874	10,324	0	0	10,324
Total Expenditures	2,273,098	2,339,721	2,576,795	2,623,154	0	0	2,623,154
Revenues							
Federal Aid	624,740	546,442	537,670	548,751	0	0	548,751
State Aid	796,972	765,772	897,014	980,434	0	0	980,434
Local Revenues	41,289	40,028	33,300	32,400	0	0	32,400
Other Revenues	38,249	71,042	78,207	26,950	0	0	26,950
Applied Rollover (Rev.)	0	0	11,662	0	0	0	0
Total Revenues	1,501,250	1,423,284	1,557,853	1,588,535	0	0	1,588,535
Dept. Net Local	771,848	916,437	1,018,942	1,034,619	0	0	1,034,619

County Office for the Aging

Full Time Equivalents

	2016 Budget	2017 Budget	2018 Budget	2019 Budget	2020 Target	OTR Req	OTR Rec	2020 Total
Account Clerk/Typist	0.71	0.67	0.60	0.60	0.60	0.00	0.00	0.60
Administrative Assistant 4	1.00	1.00	0.00	0.00	0.00	0.00	0.00	0.00
Aging Services Planner	1.00	0.00	0.00	0.00	0.00	0.00	0.00	0.00
Aging Services Specialist	2.80	2.80	4.00	4.00	3.00	0.00	0.00	3.00
Deputy Director	0.00	0.00	0.00	0.00	1.00	0.00	0.00	1.00
Dietitian	0.23	0.23	0.23	0.23	0.23	0.00	0.00	0.23
Director	1.00	1.00	1.00	1.00	1.00	0.00	0.00	1.00
Fiscal Coordinator	0.00	0.00	1.00	1.00	1.00	0.00	0.00	1.00
Information Aide	0.00	0.00	1.00	1.00	1.00	0.00	0.00	1.00
Long Term Care Specialist	1.00	1.00	0.00	0.00	0.00	0.00	0.00	0.00
N Y Connects Coordinator	1.00	1.00	1.00	1.00	0.00	0.00	0.00	0.00
Ombudsman Program & Outreach	0.50	1.00	0.00	0.00	1.00	0.00	0.00	1.00
Outreach Worker	2.10	2.85	2.85	2.99	2.99	0.00	0.00	2.99
Principal Account Clerk/Typist	0.00	0.00	0.00	0.00	1.00	0.00	0.00	1.00
Senior Account Clerk/Typist	0.70	0.71	1.00	1.00	0.00	0.00	0.00	0.00
	12.04	12.26	12.68	12.82	12.82	0.00	0.00	12.82

County Office for the Aging

6771 LTC OMBUDSMAN

	2017 Actual	2018 Actual	2019 Modified	Target	Req OTR's	Rec OTR's	Total Rec
				2020			
Expenditures							
Salary and Wages	83,049	128,579	106,163	98,780	0	0	98,780
Premium Pay	3,502	13,704	500	500	0	0	500
Fringe Benefits	37,572	64,440	52,062	47,515	0	0	47,515
Other Capital Equip	1,216	0	0	0	0	0	0
Vehicle Fuel and Maint	0	185	150	150	0	0	150
Other Supplies	466	532	650	500	0	0	500
Travel Training	172	106	580	580	0	0	580
Program Expense	932	1,713	1,000	1,000	0	0	1,000
Utilities	120	120	240	240	0	0	240
Other	1,211	1,047	1,200	1,200	0	0	1,200
Total Expenditures	128,240	210,426	162,545	150,465	0	0	150,465
Revenues							
Federal Aid	112,757	113,000	113,000	114,929	0	0	114,929
Total Revenues	112,757	113,000	113,000	114,929	0	0	114,929
Budgeting Unit Net Local	15,483	97,426	49,545	35,536	0	0	35,536

6772 TITLE III-B

	2017 Actual	2018 Actual	2019 Modified	Target	Req OTR's	Rec OTR's	Total Rec
				2020			
Expenditures							
Salary and Wages	164,406	144,279	187,392	212,163	0	0	212,163
Premium Pay	2,994	2,750	3,250	2,250	0	0	2,250
Fringe Benefits	72,668	66,590	93,053	102,618	0	0	102,618
Vehicle Fuel and Maint	265	300	650	650	0	0	650
Other Supplies	1,535	2,625	2,975	10,627	0	0	10,627
Travel Training	1,268	899	2,250	5,250	0	0	5,250
All Other Contr. Svcs	17,364	17,175	17,262	17,262	0	0	17,262
Program Expense	2,330	0	22,848	7,584	0	0	7,584
Utilities	1,949	1,910	2,400	2,400	0	0	2,400
Other	5,485	5,010	8,362	8,362	0	0	8,362
Total Expenditures	270,264	241,538	340,442	369,166	0	0	369,166
Revenues							
Federal Aid	72,555	71,092	72,418	69,997	0	0	69,997
Other Revenues	3,325	0	100	100	0	0	100
Total Revenues	75,880	71,092	72,518	70,097	0	0	70,097
Budgeting Unit Net Local	194,384	170,446	267,924	299,069	0	0	299,069

County Office for the Aging

6773 AGING BY DESIGN

	2017 Actual	2018 Actual	2019 Modified	Target	Req OTR's	Rec OTR's	Total Rec
				2020			
Expenditures							
Salary and Wages	2,636	9,289	12,521	0	0	0	0
Premium Pay	0	124	0	0	0	0	0
Fringe Benefits	2,067	4,263	6,111	0	0	0	0
Other Supplies	0	0	7,615	0	0	0	0
Travel Training	150	0	0	0	0	0	0
All Other Contr. Svcs	4,500	8,850	0	0	0	0	0
Program Expense	589	1,525	1,150	0	0	0	0
Other	0	0	100	0	0	0	0
Total Expenditures	9,942	24,051	27,497	0	0	0	0
Revenues							
Other Revenues	0	30,000	27,497	0	0	0	0
Total Revenues	0	30,000	27,497	0	0	0	0
Budgeting Unit Net Local	9,942	-5,949	0	0	0	0	0

6774 SNAP

	2017 Actual	2018 Actual	2019 Modified	Target	Req OTR's	Rec OTR's	Total Rec
				2020			
Expenditures							
Salary and Wages	9,968	10,819	10,901	11,120	0	0	11,120
Premium Pay	0	0	289	289	0	0	289
Fringe Benefits	4,327	4,900	5,462	5,460	0	0	5,460
All Other Contr. Svcs	240,151	231,082	231,082	231,082	0	0	231,082
Total Expenditures	254,446	246,801	247,734	247,951	0	0	247,951
Revenues							
State Aid	195,947	158,924	204,941	204,941	0	0	204,941
Total Revenues	195,947	158,924	204,941	204,941	0	0	204,941
Budgeting Unit Net Local	58,499	87,877	42,793	43,010	0	0	43,010

County Office for the Aging

6775 TITLE V

	2017 Actual	2018 Actual	2019 Modified	Target	Req OTR's	Rec OTR's	Total Rec
				2020			
Expenditures							
Salary and Wages	22,718	13,221	0	0	0	0	0
Fringe Benefits	3,005	1,899	0	0	0	0	0
Total Expenditures	25,723	15,120	0	0	0	0	0
Revenues							
Federal Aid	26,034	15,119	0	0	0	0	0
Total Revenues	26,034	15,119	0	0	0	0	0
Budgeting Unit Net Local	-311	1	0	0	0	0	0

6776 NUTRITION FOR THE ELDERLY

	2017 Actual	2018 Actual	2019 Modified	Target	Req OTR's	Rec OTR's	Total Rec
				2020			
Expenditures							
All Other Contr. Svcs	429,519	442,509	439,888	447,897	0	0	447,897
Total Expenditures	429,519	442,509	439,888	447,897	0	0	447,897
Revenues							
Federal Aid	135,979	139,095	135,989	144,215	0	0	144,215
Total Revenues	135,979	139,095	135,989	144,215	0	0	144,215
Budgeting Unit Net Local	293,540	303,414	303,899	303,682	0	0	303,682

6777 CSEP

	2017 Actual	2018 Actual	2019 Modified	Target	Req OTR's	Rec OTR's	Total Rec
				2020			
Expenditures							
Salary and Wages	66,472	47,882	61,858	56,624	0	0	56,624
Premium Pay	1,387	168	875	2,625	0	0	2,625
Fringe Benefits	29,457	21,762	30,620	28,356	0	0	28,356
Other Supplies	55	55	0	0	0	0	0
All Other Contr. Svcs	101,542	98,423	109,585	115,777	0	0	115,777
Program Expense	980	170	0	0	0	0	0
Other	220	100	0	0	0	0	0
Total Expenditures	200,113	168,560	202,938	203,382	0	0	203,382
Revenues							
State Aid	156,142	135,100	152,439	152,439	0	0	152,439
Other Revenues	0	0	50	50	0	0	50
Total Revenues	156,142	135,100	152,489	152,489	0	0	152,489
Budgeting Unit Net Local	43,971	33,460	50,449	50,893	0	0	50,893

County Office for the Aging

6778 HEAP

	2017 Actual	2018 Actual	2019 Modified	Target	Req OTR's	Rec OTR's	Total Rec
				2020			
Expenditures							
Salary and Wages	33,275	37,262	34,373	34,526	0	0	34,526
Premium Pay	0	0	245	245	0	0	245
Fringe Benefits	14,445	16,876	16,897	16,642	0	0	16,642
Other	200	200	0	0	0	0	0
Total Expenditures	47,920	54,338	51,515	51,413	0	0	51,413
Revenues							
Federal Aid	44,402	33,644	33,644	33,644	0	0	33,644
Total Revenues	44,402	33,644	33,644	33,644	0	0	33,644
Budgeting Unit Net Local	3,518	20,694	17,871	17,769	0	0	17,769

6779 CARE COMPASS

	2017 Actual	2018 Actual	2019 Modified	Target	Req OTR's	Rec OTR's	Total Rec
				2020			
Expenditures							
Other Capital Equip	0	0	11,760	1,000	0	0	1,000
Program Expense	0	500	0	0	0	0	0
Total Expenditures	0	500	11,760	1,000	0	0	1,000
Revenues							
Other Revenues	0	6,955	11,760	1,000	0	0	1,000
Total Revenues	0	6,955	11,760	1,000	0	0	1,000
Budgeting Unit Net Local	0	-6,455	0	0	0	0	0

County Office for the Aging

6780 EISEP

	2017 Actual	2018 Actual	2019 Modified	Target	Req OTR's	Rec OTR's	Total Rec
				2020			
Expenditures							
Salary and Wages	21,503	23,940	13,440	13,526	0	0	13,526
Premium Pay	74	0	0	0	0	0	0
Fringe Benefits	9,367	10,842	6,560	6,474	0	0	6,474
Other Supplies	55	55	0	0	0	0	0
All Other Contr. Svcs	307,444	315,554	434,165	439,165	0	0	439,165
Program Expense	0	1,391	5,000	0	0	0	0
Other	150	150	0	0	0	0	0
Total Expenditures	338,593	351,932	459,165	459,165	0	0	459,165
Revenues							
State Aid	230,964	157,108	224,344	224,194	0	0	224,194
Other Revenues	720	594	500	500	0	0	500
Total Revenues	231,684	157,702	224,844	224,694	0	0	224,694
Budgeting Unit Net Local	106,909	194,230	234,321	234,471	0	0	234,471

6781 TITLE III-E

	2017 Actual	2018 Actual	2019 Modified	Target	Req OTR's	Rec OTR's	Total Rec
				2020			
Expenditures							
Salary and Wages	23,522	22,864	25,420	24,076	0	0	24,076
Premium Pay	291	510	0	0	0	0	0
Fringe Benefits	10,337	10,586	12,408	11,523	0	0	11,523
Other Supplies	385	551	385	385	0	0	385
Travel Training	0	0	700	0	0	0	0
All Other Contr. Svcs	41,107	40,886	41,207	41,207	0	0	41,207
Program Expense	0	102	0	1,000	0	0	1,000
Other	100	100	100	100	0	0	100
Total Expenditures	75,742	75,599	80,220	78,291	0	0	78,291
Revenues							
Federal Aid	34,013	33,807	35,592	38,255	0	0	38,255
Other Revenues	30,180	23,929	31,000	21,000	0	0	21,000
Total Revenues	64,193	57,736	66,592	59,255	0	0	59,255
Budgeting Unit Net Local	11,549	17,863	13,628	19,036	0	0	19,036

County Office for the Aging

6782 CARE GIVERS TRAINING

				Target	Req OTR's	Rec OTR's	Total Rec
	2017 Actual	2018 Actual	2019 Modified		2020		
Expenditures							
Salary and Wages	15,633	14,193	13,572	13,263	0	0	13,263
Premium Pay	203	304	500	1,000	0	0	1,000
Fringe Benefits	6,874	6,566	6,869	6,826	0	0	6,826
Other Capital Equip	0	0	0	400	0	0	400
Other Supplies	757	1,083	980	600	0	0	600
Other	215	150	150	150	0	0	150
Total Expenditures	23,682	22,296	22,071	22,239	0	0	22,239
Revenues							
State Aid	16,814	17,717	19,611	19,611	0	0	19,611
Total Revenues	16,814	17,717	19,611	19,611	0	0	19,611
Budgeting Unit Net Local	6,868	4,579	2,460	2,628	0	0	2,628

6784 CASH IN LIEU

				Target	Req OTR's	Rec OTR's	Total Rec
	2017 Actual	2018 Actual	2019 Modified		2020		
Expenditures							
All Other Contr. Svcs	109,245	105,298	110,000	110,000	0	0	110,000
Total Expenditures	109,245	105,298	110,000	110,000	0	0	110,000
Revenues							
Federal Aid	109,245	105,298	110,000	110,000	0	0	110,000
Total Revenues	109,245	105,298	110,000	110,000	0	0	110,000
Budgeting Unit Net Local	0	0	0	0	0	0	0

6786 ASSISTIVE TECHNOLOGY

				Target	Req OTR's	Rec OTR's	Total Rec
	2017 Actual	2018 Actual	2019 Modified		2020		
Expenditures							
Total Expenditures	0	0	0	0	0	0	0
Revenues							
Total Revenues	0	0	0	0	0	0	0
Budgeting Unit Net Local	0	0	0	0	0	0	0

County Office for the Aging

6787 PERS

	2017 Actual	2018 Actual	2019 Modified	Target	Req OTR's	Rec OTR's	Total Rec
				2020			
Expenditures							
Salary and Wages	19,189	31,666	23,774	23,092	0	0	23,092
Premium Pay	2,263	750	0	0	0	0	0
Fringe Benefits	9,312	14,681	11,604	11,052	0	0	11,052
Other Capital Equip	0	0	0	250	0	0	250
Vehicle Fuel and Maint	0	133	350	350	0	0	350
Other Supplies	629	409	845	844	0	0	844
Program Expense	1,335	3,966	4,000	0	0	0	0
Other	2,042	609	762	512	0	0	512
Total Expenditures	34,770	52,214	41,335	36,100	0	0	36,100
Revenues							
Local Revenues	41,289	40,028	33,300	32,400	0	0	32,400
Other Revenues	3,647	7,393	6,700	3,700	0	0	3,700
Total Revenues	44,936	47,421	40,000	36,100	0	0	36,100
Budgeting Unit Net Local	-10,166	4,793	1,335	0	0	0	0

6788 MIPPA

	2017 Actual	2018 Actual	2019 Modified	Target	Req OTR's	Rec OTR's	Total Rec
				2020			
Expenditures							
Salary and Wages	0	3,627	3,917	3,979	0	0	3,979
Fringe Benefits	0	1,643	1,912	1,905	0	0	1,905
All Other Contr. Svcs	0	7,500	7,492	7,492	0	0	7,492
Total Expenditures	0	12,770	13,321	13,376	0	0	13,376
Revenues							
Federal Aid	0	13,321	13,321	13,376	0	0	13,376
Total Revenues	0	13,321	13,321	13,376	0	0	13,376
Budgeting Unit Net Local	0	-551	0	0	0	0	0

County Office for the Aging

6789 BIP - CARE GIVERS SUPPORT

	2017 Actual	2018 Actual	2019 Modified	Target	Req OTR's	Rec OTR's	Total Rec
				2020			
Expenditures							
Salary and Wages	1,342	0	0	0	0	0	0
Fringe Benefits	583	0	0	0	0	0	0
Program Expense	7,730	0	0	0	0	0	0
Total Expenditures	9,655	0	0	0	0	0	0
Revenues							
Federal Aid	9,654	0	0	0	0	0	0
Total Revenues	9,654	0	0	0	0	0	0
Budgeting Unit Net Local	1	0	0	0	0	0	0

6791 NEW YORK CONNECT

	2017 Actual	2018 Actual	2019 Modified	Target	Req OTR's	Rec OTR's	Total Rec
				2020			
Expenditures							
Salary and Wages	30,197	1,996	0	0	0	0	0
Premium Pay	148	0	0	0	0	0	0
Fringe Benefits	13,173	904	0	0	0	0	0
Total Expenditures	43,518	2,900	0	0	0	0	0
Revenues							
State Aid	40,248	14,863	0	0	0	0	0
Total Revenues	40,248	14,863	0	0	0	0	0
Budgeting Unit Net Local	3,270	-11,963	0	0	0	0	0

County Office for the Aging

6793 HEALTH INSURANCE COUNS.

	2017 Actual	2018 Actual	2019 Modified	Target	Req OTR's	Rec OTR's	Total Rec
				2020			
Expenditures							
Salary and Wages	16,405	12,892	10,814	11,074	0	0	11,074
Premium Pay	210	277	0	0	0	0	0
Fringe Benefits	7,213	5,964	5,279	5,300	0	0	5,300
Other Capital Equip	0	0	400	0	0	0	0
Highway Materials	0	0	444	0	0	0	0
Other Supplies	0	0	0	600	0	0	600
All Other Contr. Svcs	22,597	19,825	16,584	16,747	0	0	16,747
Utilities	0	0	200	0	0	0	0
Total Expenditures	46,425	38,958	33,721	33,721	0	0	33,721
Revenues							
Federal Aid	8,892	16,987	19,257	19,257	0	0	19,257
State Aid	24,073	28,255	13,864	13,864	0	0	13,864
Other Revenues	377	635	600	600	0	0	600
Total Revenues	33,342	45,877	33,721	33,721	0	0	33,721
Budgeting Unit Net Local	13,083	-6,919	0	0	0	0	0

6795 TITLE III D/HEALTH PROMO.

	2017 Actual	2018 Actual	2019 Modified	Target	Req OTR's	Rec OTR's	Total Rec
				2020			
Expenditures							
All Other Contr. Svcs	6,053	8,679	4,449	5,078	0	0	5,078
Total Expenditures	6,053	8,679	4,449	5,078	0	0	5,078
Revenues							
Federal Aid	6,052	5,079	4,449	5,078	0	0	5,078
Total Revenues	6,052	5,079	4,449	5,078	0	0	5,078
Budgeting Unit Net Local	1	3,600	0	0	0	0	0

County Office for the Aging

6796 WRAP

	2017 Actual	2018 Actual	2019 Modified	Target	Req OTR's	Rec OTR's	Total Rec
				2020			
Expenditures							
Salary and Wages	3,089	1,041	0	0	0	0	0
Premium Pay	873	0	0	0	0	0	0
Fringe Benefits	1,720	471	0	0	0	0	0
All Other Contr. Svcs	0	0	0	28,525	0	0	28,525
Program Expense	16,191	32,502	46,379	0	0	0	0
Total Expenditures	21,873	34,014	46,379	28,525	0	0	28,525
Revenues							
Other Revenues	0	1,536	0	0	0	0	0
Applied Rollover (Rev.)	0	0	11,662	0	0	0	0
Total Revenues	0	1,536	11,662	0	0	0	0
Budgeting Unit Net Local	21,873	32,478	34,717	28,525	0	0	28,525

6797 BALANCING INCENTIVE PROGR

	2017 Actual	2018 Actual	2019 Modified	Target	Req OTR's	Rec OTR's	Total Rec
				2020			
Expenditures							
Salary and Wages	79,121	111,921	132,196	140,695	0	0	140,695
Premium Pay	1,359	117	500	1,000	0	0	1,000
Fringe Benefits	34,937	51,053	64,769	67,815	0	0	67,815
Other Capital Equip	384	388	14,338	0	0	0	0
Other Supplies	2,156	3,106	2,500	2,500	0	0	2,500
Travel Training	282	41	250	250	0	0	250
All Other Contr. Svcs	67,308	63,933	65,932	65,932	0	0	65,932
Program Expense	104	65	580	580	0	0	580
Utilities	752	594	750	750	0	0	750
Total Expenditures	186,403	231,218	281,815	279,522	0	0	279,522
Revenues							
Federal Aid	65,157	0	0	0	0	0	0
State Aid	119,128	253,805	281,815	279,522	0	0	279,522
Total Revenues	184,285	253,805	281,815	279,522	0	0	279,522
Budgeting Unit Net Local	2,118	-22,587	0	0	0	0	0

County Office for the Aging

6798 UNMET NEEDS (OFA)

	2017 Actual	2018 Actual	2019 Modified	Target	Req OTR's	Rec OTR's	Total Rec
				2020			
Expenditures							
Salary and Wages	0	0	0	7,886	0	0	7,886
Fringe Benefits	0	0	0	3,774	0	0	3,774
All Other Contr. Svcs	0	0	0	68,654	0	0	68,654
Program Expense	0	0	0	5,549	0	0	5,549
Total Expenditures	0	0	0	85,863	0	0	85,863
Revenues							
State Aid	0	0	0	85,863	0	0	85,863
Total Revenues	0	0	0	85,863	0	0	85,863
Budgeting Unit Net Local	0	0	0	0	0	0	0

6799 DIRECT CARE WORKER PROGRA

	2017 Actual	2018 Actual	2019 Modified	Target	Req OTR's	Rec OTR's	Total Rec
				2020			
Expenditures							
Salary and Wages	767	0	0	0	0	0	0
Premium Pay	30	0	0	0	0	0	0
Fringe Benefits	346	0	0	0	0	0	0
All Other Contr. Svcs	9,829	0	0	0	0	0	0
Total Expenditures	10,972	0	0	0	0	0	0
Revenues							
State Aid	13,656	0	0	0	0	0	0
Total Revenues	13,656	0	0	0	0	0	0
Budgeting Unit Net Local	-2,684	0	0	0	0	0	0

Debt Service Fund

Governmental Accounting standards require that all debt obligations be reported in a separate Fund. The Debt Service Fund provides the resources for all annual debt principal and interest payments. This fund is financed by payments from the General Fund, Solid Waste Fund, Airport Fund and payments from other entities that have benefited from financings of capital improvements. Historically, the General Fund provides the majority of the resources for debt service.

Consolidated Budget

	2017 Actual	2018 Actual	2019 Modified	2020			
				Target	Req OTR's	Rec OTR's	Total Rec
Expenditures							
Program Expense	1,200	1,415	10,000	80,000	0	0	80,000
Other	492,052	393,544	504,423	552,536	0	0	552,536
Other Finance	5,711,517	6,258,444	6,079,261	5,989,063	0	0	5,989,063
Total Expenditures	6,204,769	6,653,403	6,593,684	6,621,599	0	0	6,621,599
Revenues							
Local Revenues	301,716	301,008	290,836	210,213	0	0	210,213
Other Revenues	815,559	971,971	698,439	519,587	0	0	519,587
Interfund Transf & Rev	5,471,325	6,058,358	5,604,409	5,891,799	0	0	5,891,799
Total Revenues	6,588,600	7,331,337	6,593,684	6,621,599	0	0	6,621,599
Dept. Net Local	-383,831	-677,934	0	0	0	0	0

Debt Service Fund

1380 FISCAL AGENT FEES

	2017 Actual	2018 Actual	2019 Modified	Target	2020		Total Rec
					Req OTR's	Rec OTR's	
Expenditures							
Program Expense	1,200	1,415	10,000	80,000	0	0	80,000
Total Expenditures	1,200	1,415	10,000	80,000	0	0	80,000
Revenues							
Total Revenues	0	0	0	0	0	0	0
Budgeting Unit Net Local	1,200	1,415	10,000	80,000	0	0	80,000

9710 SERIAL BONDS

	2017 Actual	2018 Actual	2019 Modified	Target	2020		Total Rec
					Req OTR's	Rec OTR's	
Expenditures							
Other Finance	5,711,517	6,258,444	6,079,261	5,989,063	0	0	5,989,063
Total Expenditures	5,711,517	6,258,444	6,079,261	5,989,063	0	0	5,989,063
Revenues							
Local Revenues	301,716	301,008	290,836	210,213	0	0	210,213
Other Revenues	815,559	925,334	698,439	519,587	0	0	519,587
Interfund Transf & Rev	5,471,325	6,058,358	5,604,409	5,891,799	0	0	5,891,799
Total Revenues	6,588,600	7,284,700	6,593,684	6,621,599	0	0	6,621,599
Budgeting Unit Net Local	-877,083	-1,026,256	-514,423	-632,536	0	0	-632,536

9730 BAN

	2017 Actual	2018 Actual	2019 Modified	Target	2020		Total Rec
					Req OTR's	Rec OTR's	
Expenditures							
Other	176,979	78,472	189,350	369,000	0	0	369,000
Total Expenditures	176,979	78,472	189,350	369,000	0	0	369,000
Revenues							
Other Revenues	0	46,637	0	0	0	0	0
Total Revenues	0	46,637	0	0	0	0	0
Budgeting Unit Net Local	176,979	31,835	189,350	369,000	0	0	369,000

Debt Service Fund

9789 OTHER DEBT- LEASES

	2017 Actual	2018 Actual	2019 Modified	Target	Req OTR's	Rec OTR's	Total Rec
					2020		
Expenditures							
Other	315,073	315,072	315,073	183,536	0	0	183,536
Total Expenditures	315,073	315,072	315,073	183,536	0	0	183,536
Budgeting Unit Net Local	315,073	315,072	315,073	183,536	0	0	183,536

District Attorney

The Tompkins County District Attorney's Office is responsible for prosecuting criminal offenses defined under State law, committed within Tompkins County. A broad range of offenses are prosecuted, including the most serious felonies (murder, rape, robbery, etc.) down to traffic infractions (e.g., speeding).

Consolidated Budget

	2017 Actual	2018 Actual	2019 Modified	2020			
				Target	Req OTR's	Rec OTR's	Total Rec
Expenditures							
Salary and Wages	1,053,486	1,163,425	1,162,505	1,223,458	109,721	109,721	1,333,179
Overtime	606	0	0	0	0	0	0
Premium Pay	5,605	7,377	6,000	4,250	0	0	4,250
Fringe Benefits	459,155	522,450	570,027	587,581	52,512	52,512	640,093
Other Capital Equip	6,294	4,815	16,452	16,452	0	0	16,452
Other Supplies	23,593	24,176	26,668	32,642	3,500	3,500	36,142
Travel Training	2,633	2,628	6,359	6,359	0	0	6,359
Professional Services	22,763	19,238	25,000	25,000	0	0	25,000
All Other Contr. Svcs	2,181	2,181	3,296	3,296	2,640	2,640	5,936
Utilities	1,365	1,257	360	360	0	0	360
Other	8,515	6,948	11,696	11,696	2,000	2,000	13,696
Total Expenditures	1,586,196	1,754,495	1,828,363	1,911,094	170,373	170,373	2,081,467
Revenues							
State Aid	95,371	114,351	102,671	102,671	0	0	102,671
Total Revenues	95,371	114,351	102,671	102,671	0	0	102,671
Dept. Net Local	1,490,825	1,640,144	1,725,692	1,808,423	170,373	170,373	1,978,796

District Attorney

Full Time Equivalents

	2016 Budget	2017 Budget	2018 Budget	2019 Budget	2020 Target	OTR Req	OTR Rec	2020 Total
Admin Assistant Level 1	1.00	1.00	1.00	1.00	1.00	0.00	0.00	1.00
Assistant District Attorney	6.00	6.00	6.00	0.00	0.00	0.00	0.00	0.00
Assistant District Attorney - Level 1	0.00	0.00	0.00	1.00	1.00	0.00	0.00	1.00
Assistant District Attorney - Level 3	0.00	0.00	0.00	2.00	4.00	0.00	0.00	4.00
Assistant District Attorney - Level 4	0.00	0.00	0.00	4.00	2.00	0.00	0.00	2.00
Assistant District Attorney Local	0.00	0.00	1.00	0.00	0.00	0.00	0.00	0.00
Confidential Investigator	1.30	1.30	1.30	1.30	1.50	0.68	0.68	2.18
Deputy District Attorney	1.00	1.00	1.00	1.00	1.00	0.00	0.00	1.00
District Attorney	1.00	1.00	1.00	1.00	1.00	0.00	0.00	1.00
Secretary to the District Attorney	1.00	1.00	1.00	1.00	1.00	0.00	0.00	1.00
Secretary/Paralegal Aide to DA	1.20	1.20	1.20	1.20	2.00	1.00	1.00	3.00
	12.50	12.50	13.50	13.50	14.50	1.68	1.68	16.18

District Attorney

1165 DISTRICT ATTORNEY

	2017 Actual	2018 Actual	2019 Modified	Target	Req OTR's	Rec OTR's	Total Rec
				2020			
Expenditures							
Salary and Wages	1,053,486	1,163,425	1,162,505	1,223,458	109,721	109,721	1,333,179
Overtime	606	0	0	0	0	0	0
Premium Pay	5,605	7,377	6,000	4,250	0	0	4,250
Fringe Benefits	459,155	522,450	570,027	587,581	52,512	52,512	640,093
Other Capital Equip	6,294	4,815	16,452	16,452	0	0	16,452
Other Supplies	23,593	24,176	26,668	32,642	3,500	3,500	36,142
Travel Training	2,633	2,628	6,359	6,359	0	0	6,359
Professional Services	22,763	19,238	25,000	25,000	0	0	25,000
All Other Contr. Svcs	2,181	2,181	3,296	3,296	2,640	2,640	5,936
Utilities	1,365	1,257	360	360	0	0	360
Other	8,515	6,948	11,696	11,696	2,000	2,000	13,696
Total Expenditures	1,586,196	1,754,495	1,828,363	1,911,094	170,373	170,373	2,081,467
Revenues							
State Aid	95,371	114,351	102,671	102,671	0	0	102,671
Total Revenues	95,371	114,351	102,671	102,671	0	0	102,671
Budgeting Unit Net Local	1,490,825	1,640,144	1,725,692	1,808,423	170,373	170,373	1,978,796

District Attorney

OTR # 17 **Priority** 1 **OTR Name** Additional Paralegal

Description The criminal justice reform which becomes effective January 1, 2020 will significantly increase the administrative burden on the District Attorney's Office staff. The new discovery laws require the DA's Office to collect, screen, organize and distribute documentation from law enforcement agencies on a scale that is exponentially greater than what was done prior to 1/1/2020. Simply put, it will be impossible to comply with the new legislation without at least one additional paralegal and probably two additional administrative staff.

		<u>Account</u>	<u>Requested</u>	<u>Recommended</u>
1165	51000356	SEC/PARA AID TO DA	53,112 TARGET	53,112 TARGET
1165	58800	FRINGES	25,419 TARGET	25,419 TARGET
		Local Share	78,531	78,531

OTR # 53 **Priority** 2 **OTR Name** Additional Confidential Investigator

Description The criminal justice reform which becomes effective January 1, 2020 will significantly increase the administrative burden on the District Attorney's Office staff. The new discovery laws require the DA's Office to collect, screen, organize and distribute documentation from law enforcement agencies on a scale that is exponentially greater than what was done prior to 1/1/2020. Simply put, it will be impossible to comply with the new legislation without at least one additional confidential investigator at 27 hours per week together with the requested additional administrative staff.

		<u>Account</u>	<u>Requested</u>	<u>Recommended</u>
1165	51000203	CONFIDENTIAL	56,609 TARGET	56,609 TARGET
1165	58800	FRINGES	27,093 TARGET	27,093 TARGET
		Local Share	83,702	83,702

OTR # 84 **Priority** 3 **OTR Name** Additional Digital Storage Contract

Description This OTR asks for \$2,640 in Target funding for an additional digital storage contract to help meet increased data retention and sharing needs under the NY State's new discovery rules.

The requested addition will be \$220/month for 2 Terabytes (TB) of digital storage using the DEMS (Digital Evidence Management System) provided by NYPTI (New York Prosecutors Training Institute) as part of the PCMS (Prosecutors Case Management System) that we are currently using. 53 other counties use PCMS in New York state.

Using DEMS will allow us to store documents, videos and other data and to serve it on defense attorneys electronically, in compliance with the new Criminal Procedure Law Section 245 discovery provisions. The use of DEMS will not decrease the workload but will make the process more efficient and give us a better chance of complying with the new requirements.

I have met with ITS and they are fully supportive of us using the DEMS feature for active cases and Laserfiche for archived cases. We anticipate that we would need 2 Terabytes of storage space based upon the information ITS has about our current use of the Laserfiche digital repository.

		<u>Account</u>	<u>Requested</u>	<u>Recommended</u>
1165	54425	SERVICE CONTRACTS	2,640 TARGET	2,640 TARGET
		Local Share	2,640	2,640

OTR # 18 **Priority** 4 **OTR Name** Office Supplies

Description In order to comply with the additional requirements of the Criminal Justice Reform legislation it is anticipated that the expense of office supplies will increase by 50% in 2020.

		<u>Account</u>	<u>Requested</u>	<u>Recommended</u>
1165	54303	OFFICE SUPPLIES	3,500 TARGET	3,500 ONE-TIME
		Local Share	3,500	3,500

District Attorney

OTR # 19 **Priority** 5 **OTR Name** Postage

Description In order to comply with the additional requirements of the Criminal Justice Reform legislation it is anticipated that the expense for postage will increase by 50% in 2020.

		<u>Account</u>	<u>Requested</u>	<u>Recommended</u>
1165	54452	POSTAGE	2,000 TARGET	2,000 ONE-TIME
		Local Share	2,000	2,000
District Attorney Total			170,373	170,373

Emergency Response Department

The Department of Emergency Response oversees the countywide emergency dispatch and communications system that allows residents to call 911 to receive emergency medical, fire, police, or other emergency help from any phone in Tompkins County. The E-911 system, through the use of computer-aided dispatch, is used to locate the location and phone ID of the caller and also to maintain communication with fire, police, hospital, and other emergency personnel in the field. The department implements Mutual Aid/Disaster Plans which provide for fire, emergency medical, and other emergency management assistance when local services have exceeded their equipment and personnel resources. In coordination with Tompkins-Cortland Community College, the department provides for training of emergency medical personnel; and with the NYS Office of Fire Prevention and Control and Office of Emergency Management, provides fire training for 17 local fire departments and emergency management training for local governments and agencies.

Consolidated Budget

	2017 Actual	2018 Actual	2019 Modified	2020			
				Target	Req OTR's	Rec OTR's	Total Rec
Expenditures							
Salary and Wages	1,673,131	1,661,897	1,820,888	1,872,335	69,551	69,551	1,941,886
Overtime	81,799	102,514	37,796	38,552	0	0	38,552
Premium Pay	88,972	95,196	59,460	57,773	0	0	57,773
Fringe Benefits	800,630	840,938	936,246	942,201	33,287	33,287	975,488
Other Capital Equip	3,664	14,003	16,000	16,000	0	0	16,000
Vehicle Fuel and Maint	2,923	3,721	4,000	4,000	0	0	4,000
Other Supplies	6,322	4,676	5,686	6,686	0	0	6,686
Travel Training	11,743	4,837	10,000	11,016	0	0	11,016
Professional Services	1,553	1,249	3,500	3,500	0	0	3,500
All Other Contr. Svcs	991,051	1,054,091	1,055,000	1,055,800	38,316	38,316	1,094,116
Program Expense	32,558	32,176	34,000	34,000	0	0	34,000
Maintenance	41,866	29,790	40,000	40,000	0	0	40,000
Utilities	93,474	103,046	91,500	91,500	0	0	91,500
Rent	43,135	60,306	62,000	62,000	0	0	62,000
Other	9,973	1,265	504,965	575,093	0	0	575,093
Total Expenditures	3,882,794	4,009,705	4,681,041	4,810,456	141,154	141,154	4,951,610
Revenues							
Federal Aid	0	191,195	150,000	150,000	0	0	150,000
State Aid	936,490	709,182	715,172	715,172	0	0	715,172
Local Revenues	620,412	642,970	630,000	580,000	0	0	580,000
Other Revenues	101,348	135,609	132,000	132,000	0	0	132,000
Total Revenues	1,658,250	1,678,956	1,627,172	1,577,172	0	0	1,577,172
Dept. Net Local	2,224,544	2,330,749	3,053,869	3,233,284	141,154	141,154	3,374,438

Emergency Response Department

Full Time Equivalents

	2016 Budget	2017 Budget	2018 Budget	2019 Budget	2020 Target	OTR Req	OTR Rec	2020 Total
Administrative Assistant	1.00	1.00	1.00	1.00	1.00	0.00	0.00	1.00
Assistant Director - ER Dispatch	0.00	0.00	1.00	0.00	0.00	1.00	1.00	1.00
Assistant Director Fire and EM	1.00	1.00	1.00	0.00	0.00	0.00	0.00	0.00
Assistant EMS Response	0.50	0.50	0.50	0.00	0.00	0.00	0.00	0.00
Co. Fire & Disaster Coordinator	0.00	0.00	0.00	1.00	1.00	0.00	0.00	1.00
Communications Center Manager	1.00	1.00	1.00	1.00	1.00	0.00	0.00	1.00
Community Preparedness	0.00	0.00	0.00	1.00	1.00	0.00	0.00	1.00
Deputy Director of Emergy	0.00	0.00	0.00	1.00	1.00	0.00	0.00	1.00
Director of Emergency Response	1.00	1.00	1.00	1.00	1.00	0.00	0.00	1.00
Dispatch Supervisor/CAD System	1.00	1.00	1.00	1.00	1.00	0.00	0.00	1.00
Dispatch Supervisors	5.00	5.00	5.00	5.00	5.00	0.00	0.00	5.00
Dispatcher/Cad System Specialist	1.00	1.00	1.00	0.00	0.00	0.00	0.00	0.00
Dispatchers	15.00	15.00	15.00	16.00	16.00	0.00	0.00	16.00
E911 Program Specialist	1.00	1.00	1.00	1.00	1.00	0.00	0.00	1.00
Professional Development	1.00	1.00	1.00	1.00	1.00	0.00	0.00	1.00
Systems Manager	1.00	1.00	1.00	1.00	1.00	0.00	0.00	1.00
	29.50	29.50	30.50	31.00	31.00	1.00	1.00	32.00

Emergency Response Department

3410 FIRE & DISASTER COORD.

	2017 Actual	2018 Actual	2019 Modified	Target	Req OTR's	Rec OTR's	Total Rec
				2020			
Expenditures							
Salary and Wages	1,630,358	1,618,145	1,776,400	1,826,796	69,551	69,551	1,896,347
Overtime	81,799	102,514	37,796	38,552	0	0	38,552
Premium Pay	88,972	94,630	59,460	56,773	0	0	56,773
Fringe Benefits	782,062	820,866	914,531	919,927	33,287	33,287	953,214
Other Capital Equip	3,664	14,003	16,000	16,000	0	0	16,000
Vehicle Fuel and Maint	16	0	0	0	0	0	0
Other Supplies	6,162	4,730	5,686	6,686	0	0	6,686
Travel Training	11,743	4,837	10,000	11,016	0	0	11,016
All Other Contr. Svcs	1,795	1,795	1,000	1,800	0	0	1,800
Program Expense	32,558	32,176	34,000	34,000	0	0	34,000
Maintenance	632	0	0	0	0	0	0
Utilities	2,363	1,755	1,500	1,500	0	0	1,500
Other	443	1,265	1,500	1,660	0	0	1,660
Total Expenditures	2,642,567	2,696,716	2,857,873	2,914,710	102,838	102,838	3,017,548
Revenues							
State Aid	5,336	0	15,172	15,172	0	0	15,172
Local Revenues	180,000	180,000	180,000	180,000	0	0	180,000
Other Revenues	815	3,222	0	0	0	0	0
Total Revenues	186,151	183,222	195,172	195,172	0	0	195,172
Budgeting Unit Net Local	2,456,416	2,513,494	2,662,701	2,719,538	102,838	102,838	2,822,376

Emergency Response Department

3411 EMERGENCY COMMUNICATIONS

	2017 Actual	2018 Actual	2019 Modified	Target	Req OTR's	Rec OTR's	Total Rec
				2020			
Expenditures							
Salary and Wages	42,773	43,752	44,488	45,539	0	0	45,539
Premium Pay	0	566	0	1,000	0	0	1,000
Fringe Benefits	18,568	20,072	21,715	22,274	0	0	22,274
Vehicle Fuel and Maint	2,907	3,721	4,000	4,000	0	0	4,000
Other Supplies	160	-54	0	0	0	0	0
Professional Services	1,553	1,249	3,500	3,500	0	0	3,500
All Other Contr. Svcs	989,256	1,052,296	1,054,000	1,054,000	38,316	38,316	1,092,316
Maintenance	41,234	29,790	40,000	40,000	0	0	40,000
Utilities	91,111	101,291	90,000	90,000	0	0	90,000
Rent	43,135	60,306	62,000	62,000	0	0	62,000
Other	9,530	0	503,465	573,433	0	0	573,433
Total Expenditures	1,240,227	1,312,989	1,823,168	1,895,746	38,316	38,316	1,934,062
Revenues							
Federal Aid	0	191,195	150,000	150,000	0	0	150,000
State Aid	931,154	709,182	700,000	700,000	0	0	700,000
Local Revenues	440,412	462,970	450,000	400,000	0	0	400,000
Other Revenues	100,533	132,387	132,000	132,000	0	0	132,000
Total Revenues	1,472,099	1,495,734	1,432,000	1,382,000	0	0	1,382,000
Budgeting Unit Net Local	-231,872	-182,745	391,168	513,746	38,316	38,316	552,062

Emergency Response Department

OTR # 56 **Priority** 1 **OTR Name** One-Time - Project Manager

Description This OTR proposes that a full-time position be approved to function as the department's Project Manager. The Department of Emergency Response is currently working to finish numerous projects and anticipates several new large-scale, multifaceted projects being initiated in 2020. A proposed Capital Plan request involves the replacement of the microwave radio system and a back-up dispatch center as key elements of the plan. Due to the complexity and volume of these projects, a need has been identified for Project Management staff to coordinate these multi-phased projects. This function is currently being performed by the Assistant Director of Emergency Response - Dispatch Operations position that was eliminated in the 2019 budget process. This position is recommended to exist through one-time funding until completion of several capital projects, and it is not expected to continue into 2021.

		<u>Account</u>	<u>Requested</u>	<u>Recommended</u>
3410	51000	REGULAR PAY	69,551 ONE-TIME	69,551 ONE-TIME
3410	58800	FRINGES	33,287 ONE-TIME	33,287 ONE-TIME
		Local Share	102,838	102,838

OTR # 74 **Priority** 2 **OTR Name** Service Contracts Increase

Description Due to an increase the number of service contracts and total amounts of some service contracts, as well as anticipating that prevailing wage will be included in any updated or new state contracts for any and all radio work, we are requesting a target increase in the amount of \$38,316.

		<u>Account</u>	<u>Requested</u>	<u>Recommended</u>
3411	54425	SERVICE CONTRACTS	38,316 TARGET	38,316 TARGET
		Local Share	38,316	38,316

Emergency Response Department Total	141,154	141,154
--	---------	---------

Facilities Department

The Facilities Department provides engineering, maintenance, and cleaning services for the County's facilities. Services provided include planning, design, code review, construction management, and contract administration of operations and capital projects; and the cleaning, maintenance, repair, and renovation of County-owned facilities. The Facilities Department has responsibility for the following facilities: Public Safety Building, Emergency Response Center, Public Library, Human Services Building, Mental Health Building, Public Works Facility, Main Courthouse, Old Jail, Old Courthouse, Building C, Solid Waste Management Office, Old Library, Health Department Building, Human Services Annex, and the Tompkins Center for History & Culture.

Consolidated Budget

	2017 Actual	2018 Actual	2019 Modified	2020			
				Target	Req OTR's	Rec OTR's	Total Rec
Expenditures							
Salary and Wages	1,337,374	1,329,479	1,502,734	1,586,080	0	0	1,586,080
Overtime	6,900	6,832	5,769	5,865	0	0	5,865
Premium Pay	23,688	32,002	42,900	42,150	0	0	42,150
Fringe Benefits	591,754	623,511	734,836	782,078	0	0	782,078
Automotive Equipment	0	0	65,900	0	97,000	97,000	97,000
Other Capital Equip	15,166	4,898	22,100	11,500	36,000	36,000	47,500
Vehicle Fuel and Maint	27,355	25,847	23,300	21,300	0	0	21,300
Other Supplies	49,744	58,396	63,300	64,300	0	0	64,300
Travel Training	385	408	2,500	2,500	0	0	2,500
Professional Services	74	0	0	0	0	0	0
All Other Contr. Svcs	176,323	163,685	186,349	186,866	0	0	186,866
Maintenance	382,037	368,439	299,950	290,000	0	0	290,000
Utilities	929,730	1,007,197	833,500	820,600	0	0	820,600
Rent	163,990	167,180	183,000	183,667	0	0	183,667
Other	127,366	23,675	133,775	134,625	0	0	134,625
Other Finance	315,073	315,073	315,074	183,536	0	0	183,536
Total Expenditures	4,146,959	4,126,622	4,414,987	4,315,067	133,000	133,000	4,448,067
Revenues							
Other Revenues	19,035	13,792	0	0	0	0	0
Interfund Transf & Rev	63,854	64,553	77,293	70,060	0	0	70,060
Total Revenues	82,889	78,345	77,293	70,060	0	0	70,060
Dept. Net Local	4,064,070	4,048,277	4,337,694	4,245,007	133,000	133,000	4,378,007

Facilities Department

Full Time Equivalents

	2016 Budget	2017 Budget	2018 Budget	2019 Budget	2020 Target	OTR Req	OTR Rec	2020 Total
Administrative Assistant - Level 4	1.00	1.00	1.00	1.00	1.00	0.00	0.00	1.00
Associate Civil Engineer	0.00	0.00	0.00	0.00	1.00	0.00	0.00	1.00
Carpenter	1.00	1.00	1.00	1.00	1.00	0.00	0.00	1.00
Cleaner	16.50	17.00	17.00	17.00	17.00	0.00	0.00	17.00
Deputy Director of Facilities	1.00	1.00	1.00	1.00	1.00	0.00	0.00	1.00
Director of Facilities	1.00	1.00	1.00	1.00	1.00	0.00	0.00	1.00
Electrician	1.00	1.00	1.00	1.00	1.00	0.00	0.00	1.00
Environmental Services Supervisor	1.00	1.00	1.00	1.00	1.00	0.00	0.00	1.00
Facilities Shopkeeper	1.00	1.00	1.00	1.00	1.00	0.00	0.00	1.00
General Maintenance Supervisor	1.00	1.00	1.00	1.00	1.00	0.00	0.00	1.00
HVAC Systems Technician	2.00	2.00	2.00	2.00	2.00	0.00	0.00	2.00
Maintenance Mechanic	2.00	2.00	2.00	2.00	2.00	0.00	0.00	2.00
Maintenance Worker	1.00	1.00	1.00	2.00	2.00	0.00	0.00	2.00
Seasonal Worker	1.00	0.50	0.50	0.00	0.00	0.00	0.00	0.00
Senior Cleaner	2.00	2.00	2.00	2.00	2.00	0.00	0.00	2.00
	32.50	32.50	32.50	33.00	34.00	0.00	0.00	34.00

Facilities Department

1620 BLDG. & GRND. MAINTENANCE

	2017 Actual	2018 Actual	2019 Modified	Target	Req OTR's	Rec OTR's	Total Rec
				2020			
Expenditures							
Salary and Wages	1,337,374	1,329,479	1,502,734	1,586,080	0	0	1,586,080
Overtime	6,900	6,832	5,769	5,865	0	0	5,865
Premium Pay	23,688	32,002	42,900	42,150	0	0	42,150
Fringe Benefits	591,754	623,511	734,836	782,078	0	0	782,078
Automotive Equipment	0	0	65,900	0	97,000	97,000	97,000
Other Capital Equip	15,166	4,898	22,100	11,500	36,000	36,000	47,500
Vehicle Fuel and Maint	27,355	25,847	23,300	21,300	0	0	21,300
Other Supplies	49,744	58,396	63,300	64,300	0	0	64,300
Travel Training	385	408	2,500	2,500	0	0	2,500
Professional Services	74	0	0	0	0	0	0
All Other Contr. Svcs	176,323	163,685	186,349	186,866	0	0	186,866
Maintenance	318,882	307,625	269,950	260,000	0	0	260,000
Utilities	7,634	7,752	7,500	7,600	0	0	7,600
Other	8,303	851	2,475	2,325	0	0	2,325
Total Expenditures	2,563,582	2,561,286	2,929,613	2,972,564	133,000	133,000	3,105,564

Revenues

Other Revenues	19,035	13,792	0	0	0	0	0
Interfund Transf & Rev	35,354	36,053	48,793	41,560	0	0	41,560
Total Revenues	54,389	49,845	48,793	41,560	0	0	41,560
Budgeting Unit Net Local	2,509,193	2,511,441	2,880,820	2,931,004	133,000	133,000	3,064,004

1621 UTILITIES, TAXES, INSUR.

	2017 Actual	2018 Actual	2019 Modified	Target	Req OTR's	Rec OTR's	Total Rec
				2020			
Expenditures							
Maintenance	63,155	60,814	30,000	30,000	0	0	30,000
Utilities	922,096	999,445	826,000	813,000	0	0	813,000
Rent	163,990	167,180	183,000	183,667	0	0	183,667
Other	119,063	22,824	131,300	132,300	0	0	132,300
Other Finance	315,073	315,073	315,074	183,536	0	0	183,536
Total Expenditures	1,583,377	1,565,336	1,485,374	1,342,503	0	0	1,342,503
Revenues							
Interfund Transf & Rev	28,500	28,500	28,500	28,500	0	0	28,500
Total Revenues	28,500	28,500	28,500	28,500	0	0	28,500
Budgeting Unit Net Local	1,554,877	1,536,836	1,456,874	1,314,003	0	0	1,314,003

Facilities Department

<u>OTR #</u>	69	<u>Priority</u>	1	<u>OTR Name</u>	HVAC Maintenance Van			
Description	This funding will allow for the purchase of a new HVAC maintenance van to replace an existing 11 year old vehicle that has exceeded its service life and is no longer functional. The van will be used by our HVAC Systems Technician that services all County facilities.							
		<u>Account</u>		<u>Requested</u>		<u>Recommended</u>		
1620	52231	VEHICLES		39,000	ONE-TIME	39,000	ONE-TIME	
Local Share				39,000		39,000		
<u>OTR #</u>	68	<u>Priority</u>	2	<u>OTR Name</u>	Zero-Turn Mower			
Description	This funding will allow for the purchase of a new zero-turn riding mower to replace an existing 8 year old mower that is starting to have mechanical problems and is not very reliable. The existing mower is the only mower used at all our facilities with grounds (Public Works Facility, Health Department, Emergency Response Center, and Public Safety Building). We will be researching options for purchasing an Electric/Plug-in Zero-turn Mower.							
		<u>Account</u>		<u>Requested</u>		<u>Recommended</u>		
1620	52220	DEPARTMENTAL		14,000	ONE-TIME	14,000	ONE-TIME	
Local Share				14,000		14,000		
<u>OTR #</u>	70	<u>Priority</u>	3	<u>OTR Name</u>	Facilities Vehicle			
Description	This funding will allow for the purchase of a new vehicle to replace an existing 19 year old vehicle that has exceeded its service life, is in poor condition, and barely passed the last vehicle inspection. This vehicle will be used by the Director of Facilities. We will be considering options for a suitable Electric/Plug-in vehicle.							
	If not funded, repair costs will continue to mount or vehicle may be put out of service due to unavailability of parts.							
		<u>Account</u>		<u>Requested</u>		<u>Recommended</u>		
1620	52231	VEHICLES		29,000	ONE-TIME	29,000	ONE-TIME	
Local Share				29,000		29,000		
<u>OTR #</u>	71	<u>Priority</u>	4	<u>OTR Name</u>	Facilities Vehicle 2			
Description	This funding will allow for the purchase of a new vehicle to be used by the new position providing engineering and construction support to the department. We will be considering options for purchasing an Electric/Plug-in Vehicle.							
		<u>Account</u>		<u>Requested</u>		<u>Recommended</u>		
1620	52231	VEHICLES		29,000	ONE-TIME	29,000	ONE-TIME	
Local Share				29,000		29,000		
<u>OTR #</u>	72	<u>Priority</u>	5	<u>OTR Name</u>	19 ft. Genie Scissor Lift			
Description	This funding will allow for the purchase of a new scissor lift to replace an existing 20 year old lift that has exceeded its service life and is becoming unsafe to use. This lift is used to service and maintain HVAC and electrical equipment and fixtures at the various County buildings.							
	If not funded, existing lift may be put out of service due to safety concerns and department will be required to rent a lift on a regular basis and experience availability issues.							
		<u>Account</u>		<u>Requested</u>		<u>Recommended</u>		
1620	52220	DEPARTMENTAL		15,000	ONE-TIME	15,000	ONE-TIME	
Local Share				15,000		15,000		

Facilities Department

OTR # 73 **Priority** 6 **OTR Name** Walk Behind floor scrubber

Description This funding will allow for the purchase of a new walk behind floor scrubber to be used to better maintain the original terrazzo floors at the historic Main Courthouse. Use of the floor scrubber will reduce the amount of time and money that is spent cleaning the Courthouse floors. The scrubber will allow the floors to be brush-cleaned and left dry, allowing for the quick and safe return of the area to service.

		<u>Account</u>	<u>Requested</u>	<u>Recommended</u>
1620	52220	DEPARTMENTAL	7,000 ONE-TIME	7,000 ONE-TIME
Local Share			7,000	7,000
Facilities Department Total			133,000	133,000

Finance Department

The Finance Director is the County's chief fiscal officer, whose duty it is to receive, disburse and account for all financial transactions of the organization.

Consolidated Budget

	2017 Actual	2018 Actual	2019 Modified	2020			
				Target	Req OTR's	Rec OTR's	Total Rec
Expenditures							
Salary and Wages	685,192	667,101	789,178	804,877	18,325	18,325	823,202
Overtime	535	228	0	0	0	0	0
Premium Pay	9,229	12,670	8,000	8,000	0	0	8,000
Fringe Benefits	302,819	308,054	389,102	389,043	8,770	8,770	397,813
Other Capital Equip	14,463	14,353	10,147	8,898	25,000	25,000	33,898
Other Supplies	8,547	6,673	14,357	14,357	0	0	14,357
Travel Training	3,509	4,914	14,000	21,500	0	0	21,500
Professional Services	52,705	66,350	103,600	103,600	0	0	103,600
All Other Contr. Svcs	20,273	37,196	39,310	34,586	0	0	34,586
Program Expense	20,828	21,453	34,500	34,500	0	0	34,500
Utilities	1,083	962	1,200	1,250	0	0	1,250
Other	22,418	22,308	27,495	27,980	0	0	27,980
Total Expenditures	1,141,601	1,162,262	1,430,889	1,448,591	52,095	52,095	1,500,686
Revenues							
Local Revenues	178,116	183,106	209,145	211,143	0	0	211,143
Other Revenues	167,248	175,307	145,911	145,911	0	0	145,911
Interfund Transf & Rev	26,372	30,107	31,954	32,753	0	0	32,753
Applied Rollover (Rev.)	0	0	0	0	35,350	35,350	35,350
Total Revenues	371,736	388,520	387,010	389,807	35,350	35,350	425,157
Dept. Net Local	769,865	773,742	1,043,879	1,058,784	16,745	16,745	1,075,529

Finance Department

Full Time Equivalents

	2016 Budget	2017 Budget	2018 Budget	2019 Budget	2020 Target	OTR Req	OTR Rec	2020 Total
Account Clerk	0.00	0.00	1.00	1.00	1.00	0.00	0.00	1.00
Account Clerk/Typist	0.00	0.00	1.00	1.00	1.00	0.00	0.00	1.00
Administrative Assistant	2.00	1.85	1.00	1.00	1.00	0.00	0.00	1.00
Administrative Assistant Level 3	1.00	1.00	0.00	0.00	0.00	0.00	0.00	0.00
Auditor	1.00	0.00	0.00	0.00	0.00	0.00	0.00	0.00
Buyer	1.00	1.00	1.00	1.00	1.00	0.00	0.00	1.00
Deputy Finance Director	1.00	1.00	1.00	1.00	1.00	0.00	0.00	1.00
Director of Accounting Services	1.00	1.00	1.00	1.00	1.00	0.00	0.00	1.00
Finance Director	1.00	1.00	1.00	1.00	1.00	0.00	0.00	1.00
Payroll Coordinator	1.00	1.00	1.00	1.00	1.00	0.00	0.00	1.00
Payroll Specialist	1.00	1.00	1.00	1.00	1.00	0.00	0.00	1.00
Principal Account Clerk/Typist	0.00	1.00	1.00	1.00	1.00	0.00	0.00	1.00
Senior Account Clerk/Typist	1.00	2.00	2.00	2.00	2.00	0.00	0.00	2.00
Treasury Manager	1.00	1.00	1.00	1.00	1.00	0.20	0.20	1.20
	12.00	12.85	13.00	13.00	13.00	0.20	0.20	13.20

Finance Department

1310 TREASURY

	2017 Actual	2018 Actual	2019 Modified	Target	Req OTR's	Rec OTR's	Total Rec
				2020			
Expenditures							
Salary and Wages	199,893	196,866	201,074	205,010	7,000	7,000	212,010
Premium Pay	2,108	1,500	1,750	1,750	0	0	1,750
Fringe Benefits	87,689	89,840	98,998	98,955	3,350	3,350	102,305
Other Capital Equip	865	4,494	0	0	0	0	0
Other Supplies	5,207	3,948	8,488	8,488	0	0	8,488
Travel Training	102	1,063	4,000	4,000	0	0	4,000
All Other Contr. Svcs	14,044	14,218	15,510	14,510	0	0	14,510
Program Expense	20,828	21,453	34,500	34,500	0	0	34,500
Utilities	289	262	400	400	0	0	400
Other	10,478	10,273	12,000	12,000	0	0	12,000
Total Expenditures	341,503	343,917	376,720	379,613	10,350	10,350	389,963
Revenues							
Local Revenues	115,483	109,484	116,598	115,394	0	0	115,394
Other Revenues	167,075	175,307	145,911	145,911	0	0	145,911
Interfund Transf & Rev	16,372	17,027	17,894	18,341	0	0	18,341
Applied Rollover (Rev.)	0	0	0	0	10,350	10,350	10,350
Total Revenues	298,930	301,818	280,403	279,646	10,350	10,350	289,996
Budgeting Unit Net Local	42,573	42,099	96,317	99,967	0	0	99,967

Finance Department

1315 ACCOUNTING

	2017 Actual	2018 Actual	2019 Modified	Target	Req OTR's	Rec OTR's	Total Rec
				2020			
Expenditures							
Salary and Wages	432,661	418,303	530,428	541,037	11,325	11,325	552,362
Overtime	535	157	0	0	0	0	0
Premium Pay	3,768	4,834	4,500	4,500	0	0	4,500
Fringe Benefits	190,824	191,792	261,098	261,094	5,420	5,420	266,514
Other Capital Equip	12,050	6,507	7,397	7,398	25,000	25,000	32,398
Other Supplies	3,067	2,618	5,469	5,469	0	0	5,469
Travel Training	2,306	3,716	8,000	9,500	0	0	9,500
Professional Services	52,705	66,350	103,600	103,600	0	0	103,600
All Other Contr. Svcs	229	16,978	18,000	20,076	0	0	20,076
Utilities	505	461	500	500	0	0	500
Other	1,307	1,167	2,970	3,240	0	0	3,240
Total Expenditures	699,957	712,883	941,962	956,414	41,745	41,745	998,159
Revenues							
Local Revenues	62,633	73,622	92,547	95,749	0	0	95,749
Other Revenues	173	0	0	0	0	0	0
Interfund Transf & Rev	10,000	13,080	14,060	14,412	0	0	14,412
Applied Rollover (Rev.)	0	0	0	0	25,000	25,000	25,000
Total Revenues	72,806	86,702	106,607	110,161	25,000	25,000	135,161
Budgeting Unit Net Local	627,151	626,181	835,355	846,253	16,745	16,745	862,998

1345 PURCHASING

	2017 Actual	2018 Actual	2019 Modified	Target	Req OTR's	Rec OTR's	Total Rec
				2020			
Expenditures							
Salary and Wages	52,638	51,932	57,676	58,830	0	0	58,830
Overtime	0	71	0	0	0	0	0
Premium Pay	3,353	6,336	1,750	1,750	0	0	1,750
Fringe Benefits	24,306	26,422	29,006	28,994	0	0	28,994
Other Capital Equip	1,548	3,352	2,750	1,500	0	0	1,500
Other Supplies	273	107	400	400	0	0	400
Travel Training	1,101	135	2,000	8,000	0	0	8,000
All Other Contr. Svcs	6,000	6,000	5,800	0	0	0	0
Utilities	289	239	300	350	0	0	350
Other	302	478	525	740	0	0	740
Total Expenditures	89,810	95,072	100,207	100,564	0	0	100,564
Revenues							
Total Revenues	0	0	0	0	0	0	0
Budgeting Unit Net Local	89,810	95,072	100,207	100,564	0	0	100,564

Finance Department

1950 TAXES ON CO. OWN. PROP.

				Target	Req OTR's	Rec OTR's	Total Rec
	2017 Actual	2018 Actual	2019 Modified	2020			
Expenditures							
Other	10,331	10,390	12,000	12,000	0	0	12,000
Total Expenditures	10,331	10,390	12,000	12,000	0	0	12,000
Revenues							
Total Revenues	0	0	0	0	0	0	0
Budgeting Unit Net Local	10,331	10,390	12,000	12,000	0	0	12,000

Finance Department

OTR # 20 **Priority** 1 **OTR Name** Staffing for Retirement

Description Our Treasury Manager is retiring on March 6, 2020. We have a succession plan that once implemented, will need dual coverage for training purposes.

		<u>Account</u>	<u>Requested</u>	<u>Recommended</u>
1310	51000267	TREASURY MANAGER	7,000 ROLLOVER	7,000 ROLLOVER
1310	58800	FRINGES	3,350 ROLLOVER	3,350 ROLLOVER
1310	41084	USE OF ROLLOVER	-10,350 ROLLOVER	-10,350 ROLLOVER
		Local Share	0	0

OTR # 28 **Priority** 2 **OTR Name** Staffing to 40hrs

Description Currently we have 13 staff overall in the Finance Department (including treasury, accounting, payroll, purchasing). All but three of the staff are scheduled and budgeted at 40 hour workweeks. The remaining 3 staff are 35 hours per week. To deal with current workload two of those staff regularly work over the 35 hours.

This request is to move the two positions from 35hrs per week to a 40hr workweek to more fairly distribute workloads, schedules, etc.

The remaining 35hr per week employee is primarily dealing with the public either in person or internet requests and can remain at 35hrs per week in line with our 'public hours' of 8:30-4:30.

		<u>Account</u>	<u>Requested</u>	<u>Recommended</u>
1315	51000334	PRIN ACCT CLK TYP	6,485 TARGET	6,485 TARGET
1315	51000318	ACCT CLERK/TYPIST	4,840 TARGET	4,840 TARGET
1315	58800	FRINGES	5,420 TARGET	5,420 TARGET
		Local Share	16,745	16,745

OTR # 3 **Priority** 3 **OTR Name** P-Card Module

Description Our Purchasing Card (PCard) program was initiated in 2018. Upon full implementation at department levels we have received feedback of some key issues and concerns.

We have begun researching our options to address the issues departments are currently facing and we've found a couple potential software solutions that will enhance the departments experience with tracking and reporting of PCard transactions.

Key considerations is that we currently use the PCard in over 30% of A/P transactions and the goal is to grow that, resulting in a rebate of some \$100K annually based on transactions.

		<u>Account</u>	<u>Requested</u>	<u>Recommended</u>
1315	52230	COMPUTER SOFTWARE	25,000 ROLLOVER	25,000 ROLLOVER
1315	41084	USE OF ROLLOVER	-25,000 ROLLOVER	-25,000 ROLLOVER
		Local Share	0	0

Finance Department Total	16,745	16,745
---------------------------------	--------	--------

Health Department

The mission of the Tompkins County Health Department (TCHD) is to strive to achieve a healthy community by protecting and promoting public health through education, training, advocacy and the provision of services. The Department achieves its mission through collaboration with local providers, human service agencies, schools, business and individuals. As a full service health department TCHD provides a full range of services. The Environmental Health (EH) division monitors and ensures drinking water quality, safety of recreational and food preparation facilities; investigates rabies, lead and other environmental exposures; regulates on-site sewage systems and residential development, environmental hazards; and enforces anti-smoking and tobacco control regulations. The Department is also responsible for communicable disease surveillance, investigation and reporting. TCHD's pre- and post- natal care programs provide a healthy start to families and children; and TCHD ensures that children with special health care needs receive necessary services. Prevention of chronic diseases such as cancer, heart disease and diabetes through education and community collaboration encourages public health and wellness. Through the Community Health Assessment and management of population based data, TCHD helps to establish local health priorities thereby strengthening the local health care system and improving health status. Forensic services are provided via a Medical Examiner to determine cause of death through investigation and certification. Public health preparedness and response is accomplished by means of a Health Related Emergency Operations Plan and public education. The Vital Records Unit administers the system of vital statistic registration of birth and death certificates.

Consolidated Budget

	2017 Actual	2018 Actual	2019 Modified	2020			
				Target	Req OTR's	Rec OTR's	Total Rec
Expenditures							
Salary and Wages	3,613,897	3,658,463	3,954,522	4,024,125	0	0	4,024,125
Overtime	1,752	2,102	0	0	0	0	0
Premium Pay	62,547	122,257	53,476	50,214	0	0	50,214
Fringe Benefits	1,587,203	1,705,401	1,953,859	1,944,665	0	0	1,944,665
Automotive Equipment	0	23,321	157,500	0	0	0	0
Other Capital Equip	39,025	27,364	18,353	16,388	0	0	16,388
Vehicle Fuel and Maint	14,774	13,738	20,192	11,800	0	0	11,800
Other Supplies	230,640	208,437	205,266	211,175	0	0	211,175
Travel Training	30,883	24,716	47,678	33,429	0	0	33,429
Professional Services	280,159	238,403	378,845	277,904	0	0	277,904
Mandate - PreK and EI	5,295,300	5,447,869	5,651,060	6,443,711	0	0	6,443,711
Mandate - Other	171,783	206,897	205,500	274,000	0	0	274,000
All Other Contr. Svcs	42,376	60,029	90,738	119,789	0	0	119,789
Program Expense	8,032	14,375	36,138	10,638	0	0	10,638
Utilities	33,523	34,607	51,226	32,396	0	0	32,396
Rent	174,506	177,907	177,857	178,057	0	0	178,057
Other	59,095	52,705	58,125	60,259	0	0	60,259
Total Expenditures	11,645,495	12,018,591	13,060,335	13,688,550	0	0	13,688,550
Revenues							
Federal Aid	713,122	766,117	768,997	786,278	0	0	786,278
State Aid	4,581,513	4,188,357	4,621,167	5,048,695	0	0	5,048,695
Local Revenues	1,420,473	1,690,173	1,315,275	1,622,313	0	0	1,622,313
Other Revenues	156,498	199,404	304,408	149,664	0	0	149,664
Interfund Transf & Rev	19,243	28,749	43,288	30,330	0	0	30,330
Applied Rollover (Rev.)	0	0	105,788	0	0	0	0
Total Revenues	6,890,849	6,872,800	7,158,923	7,637,280	0	0	7,637,280
Dept. Net Local	4,754,646	5,145,791	5,901,412	6,051,270	0	0	6,051,270

This page intentionally left blank.

Health Department

Full Time Equivalents

	2016 Budget	2017 Budget	2018 Budget	2019 Budget	2020 Target	OTR Req	OTR Rec	2020 Total
Account Clerk/Typist	2.00	2.00	2.00	2.00	2.00	0.00	0.00	2.00
Administrative Assistant - Level 2	0.00	2.00	2.00	2.00	1.00	0.00	0.00	1.00
Administrative Assistant - Level 3	0.00	1.00	1.00	1.00	1.00	0.00	0.00	1.00
Administrative Assistant 4	1.00	1.00	1.00	1.00	1.00	0.00	0.00	1.00
Administrative Assistant Level 1	0.00	0.00	0.00	1.00	2.00	0.00	0.00	2.00
Administrative Coordinator	3.00	3.00	3.00	2.00	2.00	0.00	0.00	2.00
Billing Coordinator/System	0.00	0.00	0.00	1.00	1.00	0.00	0.00	1.00
Community Health Nurse	13.60	15.60	15.60	15.60	15.60	0.00	0.00	15.60
Deputy Medical Examiner	0.20	0.20	0.00	0.00	0.00	0.00	0.00	0.00
Deputy Registrar of Vital Records	1.00	1.00	1.00	1.00	1.00	0.00	0.00	1.00
Director Health Promotion Program	1.00	1.00	1.00	1.00	1.00	0.00	0.00	1.00
Director of Children with Special	1.00	1.00	1.00	1.00	1.00	0.00	0.00	1.00
Director of Community Health	1.00	1.00	1.00	1.00	1.00	0.00	0.00	1.00
Director of Environmental Health	1.00	1.00	1.00	1.00	1.00	0.00	0.00	1.00
Employee Health and Safety	1.00	1.00	1.00	1.00	1.00	0.00	0.00	1.00
Healthy Neighborhoods Education	1.00	1.00	1.00	1.00	1.00	0.00	0.00	1.00
Information Aide	1.75	2.75	2.75	2.00	2.00	0.00	0.00	2.00
Keyboard Specialist	4.00	2.00	2.00	2.00	1.00	0.00	0.00	1.00
Medical Director	0.25	0.25	0.25	0.25	0.25	0.00	0.00	0.25
Planner/Evaluator	1.00	1.00	1.00	1.00	1.00	0.00	0.00	1.00
Project Assistant	0.20	0.00	0.00	0.00	0.00	0.00	0.00	0.00
Public Health Administrator	1.00	1.00	1.00	1.00	1.00	0.00	0.00	1.00
Public Health Director	1.00	1.00	1.00	1.00	1.00	0.00	0.00	1.00
Public Health Engineer	1.00	1.00	1.00	1.00	1.00	0.00	0.00	1.00
Public Health Preparedness	1.00	1.00	1.00	1.00	1.00	0.00	0.00	1.00
Public Health Sanitarian	9.00	9.50	9.50	9.50	9.50	0.00	0.00	9.50
Public Health Technician	0.39	0.39	0.39	1.00	1.00	0.00	0.00	1.00
Registered Professional Nurse	1.00	0.00	0.00	0.00	0.00	0.00	0.00	0.00
Senior Account Clerk/Typist	3.69	3.00	3.00	3.00	3.00	0.00	0.00	3.00
Senior Community Health Nurse	3.00	2.00	2.00	2.00	2.00	0.00	0.00	2.00
Senior Public Health Sanitarian	3.00	3.00	3.00	3.00	3.00	0.00	0.00	3.00
Supervising Community Health	1.00	1.00	1.00	1.00	1.00	0.00	0.00	1.00
WIC Clerk	2.00	2.00	2.00	2.00	2.00	0.00	0.00	2.00
WIC Nutrition Educator II	1.60	1.00	1.00	0.00	0.00	0.00	0.00	0.00
WIC Program Director	1.00	1.00	1.00	1.00	1.00	0.00	0.00	1.00
WIC Program Nutritionist	1.00	2.00	2.00	3.00	3.00	0.00	0.00	3.00
	64.68	66.69	66.49	67.35	66.35	0.00	0.00	66.35

Health Department

2960 PRESCHOOL SPECIAL EDUCATI

	2017 Actual	2018 Actual	2019 Modified	Target	2020		Total Rec
				Req OTR's	Rec OTR's		
Expenditures							
Mandate - PreK and EI	4,713,667	4,918,436	4,996,060	5,788,711	0	0	5,788,711
Total Expenditures	4,713,667	4,918,436	4,996,060	5,788,711	0	0	5,788,711
Revenues							
State Aid	2,462,797	2,223,739	2,418,051	2,867,762	0	0	2,867,762
Local Revenues	614,084	874,670	550,000	870,000	0	0	870,000
Total Revenues	3,076,881	3,098,409	2,968,051	3,737,762	0	0	3,737,762
Budgeting Unit Net Local	1,636,786	1,820,027	2,028,009	2,050,949	0	0	2,050,949

4010 PH ADMINISTRATION

	2017 Actual	2018 Actual	2019 Modified	Target	2020		Total Rec
				Req OTR's	Rec OTR's		
Expenditures							
Salary and Wages	616,097	626,296	677,028	732,500	0	0	732,500
Overtime	97	22	0	0	0	0	0
Premium Pay	13,798	16,920	9,088	8,988	0	0	8,988
Fringe Benefits	270,636	286,151	334,893	354,876	0	0	354,876
Automotive Equipment	0	0	157,500	0	0	0	0
Other Capital Equip	4,837	5,972	3,000	2,920	0	0	2,920
Vehicle Fuel and Maint	0	13,203	19,192	11,000	0	0	11,000
Other Supplies	9,019	6,824	11,915	10,484	0	0	10,484
Travel Training	7,944	6,805	10,700	11,050	0	0	11,050
Professional Services	0	5,250	0	0	0	0	0
All Other Contr. Svcs	1,179	2,847	1,179	2,179	0	0	2,179
Program Expense	0	10,571	0	0	0	0	0
Utilities	5,705	4,913	6,092	4,664	0	0	4,664
Rent	67,866	77,986	77,986	77,986	0	0	77,986
Other	7,751	8,771	10,275	33,123	0	0	33,123
Total Expenditures	1,004,929	1,072,531	1,318,848	1,249,770	0	0	1,249,770
Revenues							
Federal Aid	83,829	87,540	87,367	84,619	0	0	84,619
State Aid	43,807	48,136	48,108	48,903	0	0	48,903
Local Revenues	20	1,385	2,100	0	0	0	0
Other Revenues	5,526	0	25,000	0	0	0	0
Applied Rollover (Rev.)	0	0	105,788	0	0	0	0
Total Revenues	133,182	137,061	268,363	133,522	0	0	133,522
Budgeting Unit Net Local	871,747	935,470	1,050,485	1,116,248	0	0	1,116,248

Health Department

4011 EMERGING LEADERS IN PH

	2017 Actual	2018 Actual	2019 Modified	Target	Req OTR's	Rec OTR's	Total Rec
				2020			
Expenditures							
Other Capital Equip	0	0	500	0	0	0	0
Other Supplies	0	0	1,395	0	0	0	0
Travel Training	0	4,724	14,243	0	0	0	0
Professional Services	0	1,600	105,475	0	0	0	0
Program Expense	0	0	500	0	0	0	0
Total Expenditures	0	6,324	122,113	0	0	0	0
Revenues							
Other Revenues	0	0	122,113	0	0	0	0
Total Revenues	0	0	122,113	0	0	0	0
Budgeting Unit Net Local	0	6,324	0	0	0	0	0

4012 WOMEN, INFANTS & CHILDREN

	2017 Actual	2018 Actual	2019 Modified	Target	Req OTR's	Rec OTR's	Total Rec
				2020			
Expenditures							
Salary and Wages	256,079	286,571	295,502	302,546	0	0	302,546
Overtime	160	185	0	0	0	0	0
Premium Pay	16,505	3,440	4,000	4,000	0	0	4,000
Fringe Benefits	118,398	131,430	146,187	146,713	0	0	146,713
Automotive Equipment	0	23,321	0	0	0	0	0
Other Capital Equip	2,669	1,330	0	2,800	0	0	2,800
Vehicle Fuel and Maint	436	535	1,000	800	0	0	800
Other Supplies	25,504	28,082	11,339	25,325	0	0	25,325
Travel Training	8,438	6,855	5,081	8,164	0	0	8,164
Professional Services	19,815	26,150	39,260	31,590	0	0	31,590
All Other Contr. Svcs	2,538	3,549	4,070	3,902	0	0	3,902
Program Expense	7,501	3,326	1,938	1,938	0	0	1,938
Utilities	3,593	4,634	4,782	4,910	0	0	4,910
Rent	15,224	15,374	15,324	15,524	0	0	15,524
Other	6,135	1,320	2,300	2,600	0	0	2,600
Total Expenditures	482,995	536,102	530,783	550,812	0	0	550,812
Revenues							
Federal Aid	482,992	517,610	530,783	550,812	0	0	550,812
Other Revenues	1,291	18,890	0	0	0	0	0
Total Revenues	484,283	536,500	530,783	550,812	0	0	550,812
Budgeting Unit Net Local	-1,288	-398	0	0	0	0	0

Health Department

4013 OCCUPATIONAL HLTH.& SFTY.

	2017 Actual	2018 Actual	2019 Modified	Target	Req OTR's	Rec OTR's	Total Rec
				2020			
Expenditures							
Salary and Wages	48,141	40,950	61,972	63,446	0	0	63,446
Fringe Benefits	20,898	18,546	30,249	30,365	0	0	30,365
Other Supplies	285	2,377	1,250	1,400	0	0	1,400
Travel Training	2,798	132	2,500	2,000	0	0	2,000
Professional Services	100	1,368	3,100	2,000	0	0	2,000
All Other Contr. Svcs	6,669	6,349	8,179	8,800	0	0	8,800
Program Expense	0	0	25,000	0	0	0	0
Utilities	538	601	720	588	0	0	588
Rent	664	664	664	664	0	0	664
Other	215	389	800	1,050	0	0	1,050
Total Expenditures	80,308	71,376	134,434	110,313	0	0	110,313
Revenues							
Total Revenues	0	0	0	0	0	0	0
Budgeting Unit Net Local	80,308	71,376	134,434	110,313	0	0	110,313

4014 MEDICAL EXAMINER

	2017 Actual	2018 Actual	2019 Modified	Target	Req OTR's	Rec OTR's	Total Rec
				2020			
Expenditures							
Salary and Wages	9,747	0	0	0	0	0	0
Premium Pay	70	0	0	0	0	0	0
Fringe Benefits	4,262	0	0	0	0	0	0
Travel Training	550	0	0	0	0	0	0
Professional Services	49,720	18,987	0	0	0	0	0
Other	782	247	0	0	0	0	0
Total Expenditures	65,131	19,234	0	0	0	0	0
Revenues							
Total Revenues	0	0	0	0	0	0	0
Budgeting Unit Net Local	65,131	19,234	0	0	0	0	0

Health Department

4015 VITAL RECORDS

	2017 Actual	2018 Actual	2019 Modified	Target	Req OTR's	Rec OTR's	Total Rec
				2020			
Expenditures							
Salary and Wages	43,235	44,238	45,284	46,520	0	0	46,520
Premium Pay	550	750	1,000	1,000	0	0	1,000
Fringe Benefits	19,007	20,375	22,591	22,743	0	0	22,743
Other Capital Equip	0	477	0	0	0	0	0
Other Supplies	144	1,362	2,125	2,650	0	0	2,650
All Other Contr. Svcs	2,404	1,405	1,405	1,405	0	0	1,405
Utilities	445	437	475	264	0	0	264
Rent	1,844	1,844	1,844	1,844	0	0	1,844
Other	74	170	200	200	0	0	200
Total Expenditures	67,703	71,058	74,924	76,626	0	0	76,626
Revenues							
Local Revenues	109,754	112,256	108,000	108,000	0	0	108,000
Total Revenues	109,754	112,256	108,000	108,000	0	0	108,000
Budgeting Unit Net Local	-42,051	-41,198	-33,076	-31,374	0	0	-31,374

Health Department

4016 COMMUNITY HEALTH

	2017 Actual	2018 Actual	2019 Modified	Target	Req OTR's	Rec OTR's	Total Rec
				2020			
Expenditures							
Salary and Wages	760,407	775,363	834,823	824,833	0	0	824,833
Overtime	1,338	1,895	0	0	0	0	0
Premium Pay	15,277	20,302	12,400	11,900	0	0	11,900
Fringe Benefits	337,306	361,214	413,530	400,460	0	0	400,460
Other Capital Equip	3,804	8,098	6,968	1,018	0	0	1,018
Vehicle Fuel and Maint	5,443	0	0	0	0	0	0
Other Supplies	119,747	129,343	127,807	125,337	0	0	125,337
Travel Training	4,286	905	7,604	2,935	0	0	2,935
Professional Services	181,474	159,795	201,860	182,636	0	0	182,636
All Other Contr. Svcs	6,815	13,932	18,927	23,734	0	0	23,734
Utilities	9,505	9,125	16,495	8,702	0	0	8,702
Rent	28,667	28,648	28,648	28,648	0	0	28,648
Other	13,189	16,341	17,412	636	0	0	636
Total Expenditures	1,487,258	1,524,961	1,686,474	1,610,839	0	0	1,610,839
Revenues							
Federal Aid	79,795	84,645	78,010	77,379	0	0	77,379
State Aid	70,566	63,763	77,990	72,990	0	0	72,990
Local Revenues	186,970	212,747	185,597	186,851	0	0	186,851
Other Revenues	126	21,653	10,920	3,664	0	0	3,664
Interfund Transf & Rev	15,172	28,749	43,288	30,330	0	0	30,330
Total Revenues	352,629	411,557	395,805	371,214	0	0	371,214
Budgeting Unit Net Local	1,134,629	1,113,404	1,290,669	1,239,625	0	0	1,239,625

4017 MEDICAL EXAMINER PROGRAM

	2017 Actual	2018 Actual	2019 Modified	Target	Req OTR's	Rec OTR's	Total Rec
				2020			
Expenditures							
Mandate - Other	171,783	206,897	205,500	276,942	0	0	276,942
Total Expenditures	171,783	206,897	205,500	276,942	0	0	276,942
Revenues							
Total Revenues	0	0	0	0	0	0	0
Budgeting Unit Net Local	171,783	206,897	205,500	276,942	0	0	276,942

Health Department

4018 HEALTHY NEIGHBORHOOD PROG

	2017 Actual	2018 Actual	2019 Modified	Target	Req OTR's	Rec OTR's	Total Rec
				2020			
Expenditures							
Salary and Wages	98,347	88,623	94,507	96,601	0	0	96,601
Premium Pay	2,041	975	1,238	1,238	0	0	1,238
Fringe Benefits	39,348	39,718	44,288	44,441	0	0	44,441
Other Capital Equip	199	322	0	3,000	0	0	3,000
Other Supplies	56,898	26,538	28,147	24,644	0	0	24,644
Travel Training	352	40	1,000	200	0	0	200
Utilities	445	437	520	420	0	0	420
Rent	1,518	1,519	1,519	1,519	0	0	1,519
Other	1,262	349	1,150	305	0	0	305
Total Expenditures	200,410	158,521	172,369	172,368	0	0	172,368
Revenues							
State Aid	208,629	157,916	172,368	172,368	0	0	172,368
Total Revenues	208,629	157,916	172,368	172,368	0	0	172,368
Budgeting Unit Net Local	-8,219	605	1	0	0	0	0

Health Department

4047 PLNG. & COORD. OF C.S.N.

	2017 Actual	2018 Actual	2019 Modified	Target	Req OTR's	Rec OTR's	Total Rec
				2020			
Expenditures							
Salary and Wages	808,830	809,917	894,933	900,231	0	0	900,231
Premium Pay	5,836	44,965	10,750	9,850	0	0	9,850
Fringe Benefits	353,646	387,175	442,064	435,565	0	0	435,565
Other Capital Equip	1,430	4,016	0	1,500	0	0	1,500
Vehicle Fuel and Maint	1,426	0	0	0	0	0	0
Other Supplies	6,750	5,874	5,807	5,407	0	0	5,407
Travel Training	1,667	1,227	1,500	2,000	0	0	2,000
Professional Services	75	0	0	0	0	0	0
All Other Contr. Svcs	2,133	6,665	30,141	35,133	0	0	35,133
Utilities	6,123	7,082	12,000	7,770	0	0	7,770
Rent	23,766	19,862	19,862	19,862	0	0	19,862
Other	20,941	16,182	16,788	10,500	0	0	10,500
Total Expenditures	1,232,623	1,302,965	1,433,845	1,427,818	0	0	1,427,818
Revenues							
Federal Aid	47,776	62,727	57,848	57,848	0	0	57,848
State Aid	114,526	111,251	114,625	116,875	0	0	116,875
Local Revenues	101,838	76,013	87,578	80,000	0	0	80,000
Other Revenues	128,567	126,376	128,500	128,500	0	0	128,500
Interfund Transf & Rev	4,071	0	0	0	0	0	0
Total Revenues	396,778	376,367	388,551	383,223	0	0	383,223
Budgeting Unit Net Local	835,845	926,598	1,045,294	1,044,595	0	0	1,044,595

4048 PHYS.HANDIC.CHIL.TREATMNT

	2017 Actual	2018 Actual	2019 Modified	Target	Req OTR's	Rec OTR's	Total Rec
				2020			
Expenditures							
Program Expense	0	0	8,000	8,000	0	0	8,000
Total Expenditures	0	0	8,000	8,000	0	0	8,000
Revenues							
State Aid	0	0	4,000	4,000	0	0	4,000
Total Revenues	0	0	4,000	4,000	0	0	4,000
Budgeting Unit Net Local	0	0	4,000	4,000	0	0	4,000

Health Department

4054 EARLY INTERV (BIRTH-3)				Target	Req OTR's	Rec OTR's	Total Rec
	2017 Actual	2018 Actual	2019 Modified		2020		
Expenditures							
Mandate - PreK and EI	581,633	529,433	655,000	655,000	0	0	655,000
Total Expenditures	581,633	529,433	655,000	655,000	0	0	655,000
Revenues							
State Aid	333,289	239,308	318,500	318,500	0	0	318,500
Local Revenues	27,150	40,317	0	0	0	0	0
Other Revenues	2,030	906	0	0	0	0	0
Total Revenues	362,469	280,531	318,500	318,500	0	0	318,500
Budgeting Unit Net Local	219,164	248,902	336,500	336,500	0	0	336,500

4090 ENVIRONMENTAL HEALTH				Target	Req OTR's	Rec OTR's	Total Rec
	2017 Actual	2018 Actual	2019 Modified		2020		
Expenditures							
Salary and Wages	973,014	986,505	1,050,473	1,057,448	0	0	1,057,448
Overtime	157	0	0	0	0	0	0
Premium Pay	8,470	34,905	15,000	13,238	0	0	13,238
Fringe Benefits	423,702	460,792	520,057	509,502	0	0	509,502
Other Capital Equip	26,086	7,149	7,885	5,150	0	0	5,150
Vehicle Fuel and Maint	7,469	0	0	0	0	0	0
Other Supplies	12,293	8,037	15,481	12,986	0	0	12,986
Travel Training	4,848	4,028	5,050	7,080	0	0	7,080
Professional Services	28,975	25,253	29,150	61,678	0	0	61,678
All Other Contr. Svcs	20,638	25,282	26,837	44,636	0	0	44,636
Program Expense	531	478	700	700	0	0	700
Utilities	7,169	7,378	10,142	5,078	0	0	5,078
Rent	34,957	32,010	32,010	32,010	0	0	32,010
Other	8,746	8,936	9,200	11,845	0	0	11,845
Total Expenditures	1,557,055	1,600,753	1,721,985	1,761,351	0	0	1,761,351
Revenues							
Federal Aid	18,730	13,595	14,989	15,620	0	0	15,620
State Aid	197,294	192,872	210,614	177,908	0	0	177,908
Local Revenues	380,657	372,785	382,000	377,462	0	0	377,462
Other Revenues	18,958	31,579	17,875	17,500	0	0	17,500
Total Revenues	615,639	610,831	625,478	588,490	0	0	588,490
Budgeting Unit Net Local	941,416	989,922	1,096,507	1,172,861	0	0	1,172,861

Health Department

4095 PUBLIC HEALTH STATE AID				Target	Req OTR's	Rec OTR's	Total Rec
	2017 Actual	2018 Actual	2019 Modified	2020			
Revenues							
State Aid	1,150,605	1,151,372	1,256,911	1,269,389	0	0	1,269,389
Total Revenues	1,150,605	1,151,372	1,256,911	1,269,389	0	0	1,269,389
Budgeting Unit Net Local	-1,150,605	-1,151,372	-1,256,911	-1,269,389	0	0	-1,269,389

Highway Department

The Highway Division maintains approximately 302 highway miles, 109 bridges, and more than 4,600 signs in Tompkins County. The mission of the Highway Division is "to provide highway and bridge construction, maintenance, and emergency services safely, effectively, and efficiently for our local and traveling public, while promoting self-esteem growth as individuals".

County Road Administration: Administrative staff provides services to the public, as well as internal customers, by managing the required information needed to maintain the Highway Division.

Highway Maintenance: Road maintenance staff constructs, maintains, and repairs roads; maintains intersections and roadside drainage; eliminates roadside hazards; and repairs guiderails.

Snow Removal: The Highway Division also serves the public with snow and ice maintenance on most County Roads, as well as some Town Roads, working to provide safe driving conditions for the traveling public during inclement winter weather.

Bridges: This program includes design and construction of new bridges and bridge repairs for spans of 20 feet or more on County roads and 25 feet or more on Town roads. Its purpose is to preserve and efficiently maintain the 109 bridge structures for the safety of people, goods, and services.

Traffic Control: The Highway Division serves the public in maintaining and replacing signage and pavement markings, which includes close to 302 miles of roadway and approximately 4,638 signs.

Consolidated Budget

	2017 Actual	2018 Actual	2019 Modified	2020			
				Target	Req OTR's	Rec OTR's	Total Rec
Expenditures							
Salary and Wages	1,597,335	1,665,037	1,795,632	1,748,337	120,000	120,000	1,868,337
Overtime	101,766	97,277	112,986	81,094	0	0	81,094
Premium Pay	14,107	12,058	35,925	29,556	0	0	29,556
Fringe Benefits	725,419	773,368	932,687	889,711	12,000	12,000	901,711
Other Capital Equip	61,500	11,803	27,400	20,400	0	0	20,400
Highway Materials	2,777,636	2,531,011	2,260,871	2,297,862	0	0	2,297,862
Vehicle Fuel and Maint	0	11	0	0	0	0	0
Other Supplies	7,118	19,630	22,975	18,475	0	0	18,475
Travel Training	8,754	11,076	9,050	7,000	0	0	7,000
Professional Services	0	0	1,700	1,700	0	0	1,700
All Other Contr. Svcs	1,490,368	1,537,429	1,606,195	1,601,682	0	0	1,601,682
Program Expense	135,952	130,963	140,000	140,000	0	0	140,000
Utilities	6,247	6,198	9,000	9,000	0	0	9,000
Other	386,631	654,842	668,540	785,540	0	0	785,540
Other Finance	492,154	724,675	0	0	0	0	0
Total Expenditures	7,804,987	8,175,378	7,622,961	7,630,357	132,000	132,000	7,762,357
Revenues							
Federal Aid	53,088	0	0	0	0	0	0
State Aid	2,789,503	2,776,096	2,482,948	2,476,509	0	0	2,476,509
Other Revenues	31,923	28,769	6,000	8,000	88,000	88,000	96,000
Interfund Transf & Rev	4,805,404	4,936,912	5,134,014	5,145,848	44,000	44,000	5,189,848
Total Revenues	7,679,918	7,741,777	7,622,962	7,630,357	132,000	132,000	7,762,357
Dept. Net Local	125,069	433,601	-1	0	0	0	0

Highway Department

Full Time Equivalents

	2016 Budget	2017 Budget	2018 Budget	2019 Budget	2020 Target	OTR Req	OTR Rec	2020 Total
Account Clerk Typist	1.00	1.00	0.00	1.00	1.00	0.00	0.00	1.00
Administrative Assistant	1.00	1.00	1.00	0.00	0.00	0.00	0.00	0.00
Assistant Highway Director	1.00	1.00	1.00	1.00	1.00	0.00	0.00	1.00
Associate Civil Engineer	1.50	1.50	1.50	1.00	1.00	0.00	0.00	1.00
Bridge Mechanic	1.00	1.00	1.00	1.00	1.00	0.00	0.00	1.00
Civil Engineer	1.00	0.00	1.00	1.00	1.00	0.00	0.00	1.00
County Highway Director	1.00	1.00	1.00	1.00	1.00	0.00	0.00	1.00
Engineering Technician	1.00	2.00	2.00	0.00	0.00	0.00	0.00	0.00
Heavy Equipment Operator	8.00	9.00	10.00	9.00	9.00	0.00	0.00	9.00
Highway Crew Supervisor	2.00	2.00	2.00	3.00	3.00	0.00	0.00	3.00
Highway Technician	1.00	1.00	1.00	1.00	1.00	0.00	0.00	1.00
Motor Equipment Operator	10.00	9.00	8.00	8.00	9.00	0.00	0.00	9.00
Project Assistant (PW)	0.00	0.00	0.00	0.00	0.00	4.50	4.50	4.50
Seasonal Worker	3.44	3.44	3.44	3.94	3.94	0.00	0.00	3.94
Senior Highway Crew Super	1.00	1.00	1.00	1.00	0.00	0.00	0.00	0.00
Sr. Account Clerk/Typist	0.00	0.00	1.00	1.00	1.00	0.00	0.00	1.00
Sr. Engineering Technician	0.00	0.00	0.00	2.00	2.00	0.00	0.00	2.00
Sr. Sign Mechanic	1.00	1.00	0.00	0.00	0.00	0.00	0.00	0.00
Welder	1.00	1.00	1.00	1.00	1.00	0.00	0.00	1.00
	35.94	35.94	35.94	35.94	35.94	4.50	4.50	40.44

Highway Department

3310 TRAFFIC CONTROL

	2017 Actual	2018 Actual	2019 Modified	Target	Req OTR's	Rec OTR's	Total Rec
				2020			
Expenditures							
Salary and Wages	12,874	0	0	0	0	0	0
Overtime	1,177	0	0	0	0	0	0
Fringe Benefits	6,099	0	0	0	0	0	0
Other Capital Equip	22,991	7,515	12,500	12,500	0	0	12,500
Highway Materials	14,416	18,111	18,000	18,000	0	0	18,000
All Other Contr. Svcs	36,799	32,241	35,868	35,868	0	0	35,868
Program Expense	135,952	130,963	140,000	140,000	0	0	140,000
Utilities	6,247	5,711	9,000	9,000	0	0	9,000
Total Expenditures	236,555	194,541	215,368	215,368	0	0	215,368
Revenues							
Other Revenues	907	1,310	1,000	1,000	0	0	1,000
Interfund Transf & Rev	291,521	216,932	214,368	214,368	0	0	214,368
Total Revenues	292,428	218,242	215,368	215,368	0	0	215,368
Budgeting Unit Net Local	-55,873	-23,701	0	0	0	0	0

5010 COUNTY ROAD ADMIN.

	2017 Actual	2018 Actual	2019 Modified	Target	Req OTR's	Rec OTR's	Total Rec
				2020			
Expenditures							
Salary and Wages	183,617	169,498	177,412	183,960	0	0	183,960
Overtime	65	6,346	2,000	2,000	0	0	2,000
Premium Pay	1,356	270	1,000	1,000	0	0	1,000
Fringe Benefits	80,490	79,894	88,059	89,479	0	0	89,479
Other Capital Equip	0	403	0	0	0	0	0
Other Supplies	2,653	2,524	3,250	3,250	0	0	3,250
Travel Training	2,759	2,050	2,550	3,000	0	0	3,000
Professional Services	0	0	200	200	0	0	200
All Other Contr. Svcs	1,779	1,806	2,400	2,600	0	0	2,600
Other	771	1,046	1,300	1,300	0	0	1,300
Total Expenditures	273,490	263,837	278,171	286,789	0	0	286,789
Revenues							
Other Revenues	2,000	2,000	2,000	2,000	0	0	2,000
Interfund Transf & Rev	274,287	283,953	276,171	284,789	0	0	284,789
Total Revenues	276,287	285,953	278,171	286,789	0	0	286,789
Budgeting Unit Net Local	-2,797	-22,116	0	0	0	0	0

Highway Department

5110 MAINT. ROADS & BRIDGES

	2017 Actual	2018 Actual	2019 Modified	Target	Req OTR's	Rec OTR's	Total Rec
				2020			
Expenditures							
Salary and Wages	1,400,844	1,495,539	1,618,220	1,564,377	120,000	120,000	1,684,377
Overtime	100,524	90,931	110,986	79,094	0	0	79,094
Premium Pay	12,751	11,788	34,925	28,556	0	0	28,556
Fringe Benefits	638,830	693,474	844,628	800,232	12,000	12,000	812,232
Other Capital Equip	38,509	3,885	14,900	7,900	0	0	7,900
Highway Materials	2,391,312	2,072,351	1,842,871	1,879,862	0	0	1,879,862
Vehicle Fuel and Maint	0	11	0	0	0	0	0
Other Supplies	4,465	17,004	19,525	15,025	0	0	15,025
Travel Training	5,500	6,811	5,500	3,000	0	0	3,000
Professional Services	0	0	1,500	1,500	0	0	1,500
All Other Contr. Svcs	999,897	1,021,263	1,126,927	1,122,214	0	0	1,122,214
Utilities	0	487	0	0	0	0	0
Other	884	540	2,150	2,150	0	0	2,150
Other Finance	492,154	724,675	0	0	0	0	0
Total Expenditures	6,085,670	6,138,759	5,622,132	5,503,910	132,000	132,000	5,635,910
Revenues							
Federal Aid	53,088	0	0	0	0	0	0
State Aid	2,789,503	2,776,096	2,482,948	2,476,509	0	0	2,476,509
Other Revenues	22,091	25,459	3,000	5,000	88,000	88,000	93,000
Interfund Transf & Rev	2,967,306	2,943,737	3,136,185	3,022,401	44,000	44,000	3,066,401
Total Revenues	5,831,988	5,745,292	5,622,133	5,503,910	132,000	132,000	5,635,910
Budgeting Unit Net Local	253,682	393,467	-1	0	0	0	0

5111 BRIDGES

	2017 Actual	2018 Actual	2019 Modified	Target	Req OTR's	Rec OTR's	Total Rec
				2020			
Expenditures							
Highway Materials	109,270	122,365	125,000	125,000	0	0	125,000
Other Supplies	0	102	200	200	0	0	200
Travel Training	495	2,215	1,000	1,000	0	0	1,000
All Other Contr. Svcs	121,893	111,413	111,000	111,000	0	0	111,000
Other	0	25	90	90	0	0	90
Total Expenditures	231,658	236,120	237,290	237,290	0	0	237,290
Revenues							
Other Revenues	6,925	0	0	0	0	0	0
Interfund Transf & Rev	257,290	257,290	237,290	237,290	0	0	237,290
Total Revenues	264,215	257,290	237,290	237,290	0	0	237,290
Budgeting Unit Net Local	-32,557	-21,170	0	0	0	0	0

Highway Department

5142 SNOW REMOVAL COUNTY

				Target	Req OTR's	Rec OTR's	Total Rec
	2017 Actual	2018 Actual	2019 Modified	2020			
Expenditures							
Highway Materials	262,638	318,184	275,000	275,000	0	0	275,000
All Other Contr. Svcs	330,000	370,706	330,000	330,000	0	0	330,000
Other	384,976	653,231	665,000	782,000	0	0	782,000
Total Expenditures	977,614	1,342,121	1,270,000	1,387,000	0	0	1,387,000
Revenues							
Interfund Transf & Rev	1,015,000	1,235,000	1,270,000	1,387,000	0	0	1,387,000
Total Revenues	1,015,000	1,235,000	1,270,000	1,387,000	0	0	1,387,000
Budgeting Unit Net Local	-37,386	107,121	0	0	0	0	0

Highway Department

OTR # 51 **Priority** 3 **OTR Name** Public Works Apprenticeship Program

Description Public Works Apprenticeship Program is a shared initiative between Tompkins County, City of Ithaca and Town of Ithaca. The goal of this initiative is to create opportunity for individuals that have interest in Public Works Career.

This OTR creates both a continuation and expansion of this program. The County completely funds the 6 positions and is then reimbursed by City/Town 1/3 each:

- County \$40,000 plus \$4,000 fringes = \$44,000
- City \$40,000 plus \$4,000 fringes = \$44,000
- Town \$40,000 plus \$4,000 fringes = \$44,000

This OTR would be funded by an increase in interfund revenues that are raised and originate in the General Fund and are appropriated to the Highway Department (D-Fund). Therefore, a corresponding increase in the General Fund's "Contribution to the D-Fund" unit (9522, in the Interfund Distribution section of the Budget) is required.

<u>Account</u>	<u>Requested</u>	<u>Recommended</u>
5110 51000049 PROJECT ASSISTANT	120,000 ONE-TIME	120,000 ONE-TIME
5110 42797 OTHER LOCAL GOVT	-88,000 ONE-TIME	-88,000 ONE-TIME
5110 58800 FRINGES	12,000 ONE-TIME	12,000 ONE-TIME
5110 42801 INTERFUND REVENUES	-44,000 ONE-TIME	-44,000 ONE-TIME
Local Share	0	0
Highway Department Total	0	0

Highway Machinery

The Highway Shop supports the Highway Division by servicing, maintaining, and repairing the vehicles and equipment used to maintain County roads. The vehicle fleet consists of one or more of the following: 10-Wheel dump truck/snow plow, pick-up truck, utility truck, service truck, tractor-trailer, mower tractor, car, van, and miscellaneous small vehicles. The equipment fleet consists of one or more of the following: gradall, excavator, small loader, large loader, dozer, and miscellaneous other equipment.

Consolidated Budget

	2017 Actual	2018 Actual	2019 Modified	2020			
				Target	Req OTR's	Rec OTR's	Total Rec
Expenditures							
Salary and Wages	296,327	285,378	317,651	318,116	0	0	318,116
Overtime	3,362	1,035	7,350	5,480	0	0	5,480
Premium Pay	1,915	2,244	5,331	5,373	0	0	5,373
Fringe Benefits	131,073	131,956	157,086	157,445	0	0	157,445
Automotive Equipment	137,458	119,040	363,720	0	164,000	164,000	164,000
Highway Equipment	600,953	641,034	511,280	471,000	100,000	100,000	571,000
Other Capital Equip	21,941	44,508	46,000	14,000	0	0	14,000
Highway Materials	0	1,062	0	0	0	0	0
Vehicle Fuel and Maint	632,818	631,051	645,000	655,000	0	0	655,000
Other Supplies	4,902	5,227	5,950	5,950	0	0	5,950
All Other Contr. Svcs	12,712	19,065	20,100	27,600	0	0	27,600
Maintenance	37,265	16,249	50,000	20,000	0	0	20,000
Utilities	13,818	14,458	13,500	13,500	0	0	13,500
Other	419	325	250	250	0	0	250
Total Expenditures	1,894,963	1,912,632	2,143,218	1,693,714	264,000	264,000	1,957,714
Revenues							
Other Revenues	278,728	121,854	209,492	182,700	100,000	100,000	282,700
Interfund Transf & Rev	1,423,686	1,501,798	1,528,727	1,511,014	100,000	100,000	1,611,014
Total Revenues	1,702,414	1,623,652	1,738,219	1,693,714	200,000	200,000	1,893,714
Dept. Net Local	192,549	288,980	404,999	0	64,000	64,000	64,000

Highway Machinery

Full Time Equivalent

	2016 Budget	2017 Budget	2018 Budget	2019 Budget	2020 Target	OTR Req	OTR Rec	2020 Total
Equip Service/Parts Room Tech	1.00	1.00	1.00	1.00	1.00	0.00	0.00	1.00
Equipment Service Manager	1.00	0.00	0.00	0.00	0.00	0.00	0.00	0.00
Equipment Service Technician	1.00	1.00	1.00	1.00	1.00	0.00	0.00	1.00
Heavy Equipment Mechanic	3.00	3.00	3.00	3.00	3.00	0.00	0.00	3.00
Sr. Heavy Equipment Mechanic	0.00	1.00	1.00	1.00	1.00	0.00	0.00	1.00
	6.00	6.00	6.00	6.00	6.00	0.00	0.00	6.00

Highway Machinery

5130 HIGHWAY MACHINERY				Target	Req OTR's	Rec OTR's	Total Rec
	2017 Actual	2018 Actual	2019 Modified		2020		
Expenditures							
Salary and Wages	296,327	285,378	317,651	318,116	0	0	318,116
Overtime	3,362	1,035	7,350	5,480	0	0	5,480
Premium Pay	1,915	2,244	5,331	5,373	0	0	5,373
Fringe Benefits	131,073	131,956	157,086	157,445	0	0	157,445
Automotive Equipment	137,458	119,040	363,720	0	164,000	164,000	164,000
Highway Equipment	600,953	641,034	511,280	471,000	100,000	100,000	571,000
Other Capital Equip	21,941	44,508	46,000	14,000	0	0	14,000
Highway Materials	0	1,062	0	0	0	0	0
Vehicle Fuel and Maint	632,818	631,051	645,000	655,000	0	0	655,000
Other Supplies	4,902	5,227	5,950	5,950	0	0	5,950
All Other Contr. Svcs	12,712	19,065	20,100	27,600	0	0	27,600
Maintenance	37,265	16,249	50,000	20,000	0	0	20,000
Utilities	13,818	14,458	13,500	13,500	0	0	13,500
Other	419	325	250	250	0	0	250
Total Expenditures	1,894,963	1,912,632	2,143,218	1,693,714	264,000	264,000	1,957,714
Revenues							
Other Revenues	278,728	121,854	209,492	182,700	100,000	100,000	282,700
Interfund Transf & Rev	1,423,686	1,501,798	1,528,727	1,511,014	100,000	100,000	1,611,014
Total Revenues	1,702,414	1,623,652	1,738,219	1,693,714	200,000	200,000	1,893,714
Budgeting Unit Net Local	192,549	288,980	404,999	0	64,000	64,000	64,000

Highway Machinery

OTR # 48 **Priority** 1 **OTR Name** Replace 4 Pickup Trucks

Description This OTR asks for One-time funding to replace four pickup trucks, driven by our Highway Supervisors. These trucks are replaced every two to three years.

The estimated cost of purchasing four of them is \$164,000, which is expected to be offset by \$100,000 in revenue when the old ones are sold at auction; so the net use of the Highway Machinery (DM-Fund) fund balance is estimated to be \$64,000.

		<u>Account</u>	<u>Requested</u>	<u>Recommended</u>
5130	52231	VEHICLES	164,000 ONE-TIME	164,000 ONE-TIME
5130	42665	SALE OF EQUIPMENT	-100,000 ONE-TIME	-100,000 ONE-TIME
		Local Share	64,000	64,000

OTR # 49 **Priority** 2 **OTR Name** Replace Road Side Mower using Target Funding

Description This OTR requests \$100,000 in Target funding to replace a Road Side Mower. This is the last of 3 mowers in the scheduled replacement cycle. The County purchased 3 mowers in 2008, and, rather than replace them all in one year, their replacements have been staggered over the last few years.

Historically, One-time OTRs have been used to pay for Highway equipment and vehicle replacement, using funds from the Highway Machinery (DM-Fund) fund balance. For example, over the past four years, the Legislature has approved, on average, roughly \$375,000 annually in such One-time OTR requests to support the Highway Department's replacement of antiquated Highway equipment and vehicles. (This has been in addition to the base budget allocation of \$424,000.)

Unfortunately, this practice has depleted the fund balance in the DM-Fund by more than half in that time period. In 2015 the fund balance was \$1.6 million; currently the fund balance is \$640,000. At this level, using One time OTRs from the DM fund for equipment replacement may only be possible for another two or three years.

At the same time, the department's equipment inventory replacement scheduling process has identified almost \$4 million worth of needed replacements and upgrades, with the average age of equipment now exceeding 17 years at the time of replacement. This OTR proposes that the 2020 scheduled Road Side Mower replacement be funded as a Target expenditure, thereby increasing the base budget moving forward in order to better manage regular, necessary equipment replacements on the intended 5-year schedule, while reducing dependency on the declining and unpredictable Highway Machinery fund balance.

This OTR includes an increase in the interfund revenues that are appropriated from the General Fund to Highway Machinery (DM-Fund) and requires a corresponding increase in the General Fund's "Contribution to the DM-Fund" unit (9509, in the Interfund Distribution section of the Budget).

		<u>Account</u>	<u>Requested</u>	<u>Recommended</u>
5130	52233	HIGHWAY EQUIPMENT	100,000 TARGET	100,000 TARGET
5130	45037	INTERFUND(DM)	-100,000 TARGET	-100,000 TARGET
		Local Share	0	0

Highway Machinery Total	64,000	64,000
--------------------------------	--------	--------

Human Resources, Department of

The Personnel Department administers the Civil Service Program for all County departments, BOCES, Tompkins Cortland Community College, Towns and Villages, and area school districts including recruitment, testing, and notification functions. Serves as the lead for diversity initiatives including recruitment, retention, employee orientation, and training. The department administers the County's benefits program, which encompasses health insurance, workers' compensation, disability, flexible benefits, deferred compensation, and retirement programs. The Personnel Department operations also include contract negotiations, disciplinary, grievance, and arbitration issues and actions.

Consolidated Budget

	2017 Actual	2018 Actual	2019 Modified	2020			
				Target	Req OTR's	Rec OTR's	Total Rec
Expenditures							
Salary and Wages	541,796	516,722	657,198	613,089	0	0	613,089
Overtime	1,403	1,173	0	0	0	0	0
Premium Pay	3,150	30,279	4,750	2,000	0	0	2,000
Fringe Benefits	237,385	247,830	318,892	294,382	0	0	294,382
Other Capital Equip	1,094	7,715	4,728	3,300	0	0	3,300
Other Supplies	7,419	7,037	6,449	7,752	0	0	7,752
Travel Training	60,257	84,024	164,680	168,680	0	0	168,680
Professional Services	98,552	93,494	81,420	81,420	0	0	81,420
All Other Contr. Svcs	0	0	6,900	6,900	0	0	6,900
Program Expense	8,818	13,733	27,000	13,647	0	0	13,647
Utilities	795	676	800	800	0	0	800
Other	9,040	33,517	21,157	36,939	0	0	36,939
Total Expenditures	969,709	1,036,200	1,293,974	1,228,909	0	0	1,228,909
Revenues							
Applied Rollover (Rev.)	0	0	7,500	0	0	0	0
Total Revenues	0	0	7,500	0	0	0	0
Dept. Net Local	969,709	1,036,200	1,286,474	1,228,909	0	0	1,228,909

Human Resources, Department of

Full Time Equivalents

	2016 Budget	2017 Budget	2018 Budget	2019 Budget	2020 Target	OTR Req	OTR Rec	2020 Total
Administrative Assistant Level III	0.50	0.00	0.00	0.00	0.00	0.00	0.00	0.00
Administrative Services Coordinator	1.00	0.00	0.00	0.00	0.00	0.00	0.00	0.00
Commissioner of Personnel	1.00	1.00	1.00	1.00	1.00	0.00	0.00	1.00
Deputy Commissioner of Personnel	1.00	1.00	1.00	1.00	1.00	0.00	0.00	1.00
Director of HR	0.00	0.00	0.00	0.00	1.00	0.00	0.00	1.00
Employee Benefits Coordinator	0.00	0.00	1.00	1.00	1.00	0.00	0.00	1.00
Employee Benefits Manager	1.00	1.00	0.00	0.00	0.00	0.00	0.00	0.00
Employee Leave Associate	0.00	0.00	0.00	0.00	1.00	0.00	0.00	1.00
HR Program Administrator	0.00	0.00	0.00	1.00	0.00	0.00	0.00	0.00
HR Systems & Program	0.00	1.00	1.00	0.00	0.00	0.00	0.00	0.00
Human Resources Associate	0.00	1.00	0.00	0.00	1.00	0.00	0.00	1.00
Manager of Talent Acquisition and	0.00	0.00	1.00	1.00	0.00	0.00	0.00	0.00
Personnel Assistant	2.00	2.00	2.00	3.00	1.00	0.00	0.00	1.00
Personnel Assistant Trainee	0.00	0.00	0.00	1.00	0.00	0.00	0.00	0.00
Personnel Associate	0.00	0.00	0.00	0.00	1.00	0.00	0.00	1.00
Personnel Technician	1.00	1.00	1.00	0.00	0.00	0.00	0.00	0.00
Project Assistant	0.00	0.00	0.75	0.75	0.00	0.00	0.00	0.00
Recruitment Administrator	0.00	0.00	0.00	0.00	1.00	0.00	0.00	1.00
	7.50	8.00	8.75	9.75	9.00	0.00	0.00	9.00

Human Resources, Department of

1430 PERSONNEL				Target	Req OTR's	Rec OTR's	Total Rec
	2017 Actual	2018 Actual	2019 Modified	2020			
Expenditures							
Salary and Wages	541,796	516,722	657,198	613,089	0	0	613,089
Overtime	1,403	1,173	0	0	0	0	0
Premium Pay	3,150	30,279	4,750	2,000	0	0	2,000
Fringe Benefits	237,385	247,830	318,892	294,382	0	0	294,382
Other Capital Equip	1,094	7,715	4,728	3,300	0	0	3,300
Other Supplies	7,419	7,037	6,449	7,752	0	0	7,752
Travel Training	2	2,996	3,500	7,500	0	0	7,500
Professional Services	54,345	89,342	54,000	54,000	0	0	54,000
All Other Contr. Svcs	0	0	6,900	6,900	0	0	6,900
Program Expense	8,818	13,733	27,000	13,647	0	0	13,647
Utilities	795	676	800	800	0	0	800
Other	9,040	33,517	21,157	36,939	0	0	36,939
Total Expenditures	865,247	951,020	1,105,374	1,040,309	0	0	1,040,309
Revenues							
Applied Rollover (Rev.)	0	0	7,500	0	0	0	0
Total Revenues	0	0	7,500	0	0	0	0
Budgeting Unit Net Local	865,247	951,020	1,097,874	1,040,309	0	0	1,040,309

1987 INSERVICE TRAINING				Target	Req OTR's	Rec OTR's	Total Rec
	2017 Actual	2018 Actual	2019 Modified	2020			
Expenditures							
Travel Training	60,255	81,028	161,180	161,180	0	0	161,180
Professional Services	44,207	4,152	27,420	27,420	0	0	27,420
Total Expenditures	104,462	85,180	188,600	188,600	0	0	188,600
Revenues							
Total Revenues	0	0	0	0	0	0	0
Budgeting Unit Net Local	104,462	85,180	188,600	188,600	0	0	188,600

Human Rights, Office of

The Tompkins County Office of Human Rights (TCOHR) is charged with supporting individuals who experience discrimination and providing human rights education and outreach programming opportunities for County residents. TCOHR offers telephone or in-person consultation addressing questions of rights, disputes and alleged violations of anti-discrimination laws which provide protection in employment, fair housing, credit, public accommodation and public nonsectarian educational institutions. Referrals to legal aid societies, human services agencies and the New York State Department of Human Rights (NYSDHR) are often provided to address a number of questions and concerns.

Consolidated Budget

	2017 Actual	2018 Actual	2019 Modified	2020			
				Target	Req OTR's	Rec OTR's	Total Rec
Expenditures							
Salary and Wages	187,884	193,308	166,907	170,621	0	0	170,621
Premium Pay	550	1,000	1,250	1,250	0	0	1,250
Fringe Benefits	82,000	88,101	82,077	82,257	0	0	82,257
Other Capital Equip	0	2,896	0	0	0	0	0
Other Supplies	2,441	1,945	2,534	32,134	0	0	32,134
Travel Training	3,510	3,562	3,525	10,525	0	0	10,525
Professional Services	0	0	13,000	8,000	0	0	8,000
All Other Contr. Svcs	823	823	850	850	0	0	850
Program Expense	2,737	2,220	72,079	25,975	0	0	25,975
Maintenance	0	0	50,000	0	0	0	0
Utilities	1,699	1,411	1,750	1,750	0	0	1,750
Rent	0	449	0	0	0	0	0
Other	191	175	450	1,400	0	0	1,400
Total Expenditures	281,835	295,890	394,422	334,762	0	0	334,762
Revenues							
Total Revenues	0	0	0	0	0	0	0
Dept. Net Local	281,835	295,890	394,422	334,762	0	0	334,762

Human Rights, Office of

Full Time Equivalents

	2016 Budget	2017 Budget	2018 Budget	2019 Budget	2020 Target	OTR Req	OTR Rec	2020 Total
Director	1.00	1.00	1.00	1.00	1.00	0.00	0.00	1.00
Education and Outreach	1.00	1.00	1.00	1.00	1.00	0.00	0.00	1.00
Paralegal Aide	1.00	1.00	1.00	0.00	0.00	0.00	0.00	0.00
Receptionist	1.00	1.00	1.00	1.00	1.00	0.00	0.00	1.00
	4.00	4.00	4.00	3.00	3.00	0.00	0.00	3.00

Human Rights, Office of

8040 HUMAN RIGHTS

	2017 Actual	2018 Actual	2019 Modified	Target	Req OTR's	Rec OTR's	Total Rec
				2020			
Expenditures							
Salary and Wages	187,884	193,308	166,907	170,621	0	0	170,621
Premium Pay	550	1,000	1,250	1,250	0	0	1,250
Fringe Benefits	82,000	88,101	82,077	82,257	0	0	82,257
Other Capital Equip	0	2,896	0	0	0	0	0
Other Supplies	2,441	1,945	2,534	32,134	0	0	32,134
Travel Training	3,510	3,562	3,525	10,525	0	0	10,525
Professional Services	0	0	13,000	8,000	0	0	8,000
All Other Contr. Svcs	823	823	850	850	0	0	850
Program Expense	2,737	2,220	72,079	25,975	0	0	25,975
Maintenance	0	0	50,000	0	0	0	0
Utilities	1,699	1,411	1,750	1,750	0	0	1,750
Rent	0	449	0	0	0	0	0
Other	191	175	450	1,400	0	0	1,400
Total Expenditures	281,835	295,890	394,422	334,762	0	0	334,762
Revenues							
Total Revenues	0	0	0	0	0	0	0
Budgeting Unit Net Local	281,835	295,890	394,422	334,762	0	0	334,762

Information Technology Services

Tompkins County Information Technology Services provides County departments with technical resources, infrastructure, and staff to assist individual departments and broader county efforts in the implementation and ongoing support of technology solutions and systems related to governmental missions, programs, and policy. The department is organized into five units which include: Administration, Telecommunications/Application Support, Network Systems Support, Geographic Information Systems (GIS), and ITS Public Safety Support. Primary responsibilities include the management of core computer networking systems, mobile devices, telephone services, numerous software applications, and departmental/organizational IT projects.

The GIS Unit provides for the development, maintenance, and distribution of geographic data sets and cartographic mapping products, including support of related software, applications, Internet-based mapping services, and tax mapping.

The IT Public Safety Support program is designed to meet the advancing technology requirements for local law enforcement agencies and the dispatch center. The project also is intended to bridge gaps between local and New York State law enforcement databases to retrieve and analyze information useful to improve emergency response functions and the protection of local citizens.

Consolidated Budget

	2017 Actual	2018 Actual	2019 Modified	2020			
				Target	Req OTR's	Rec OTR's	Total Rec
Expenditures							
Salary and Wages	826,662	831,909	877,172	863,817	38,099	38,099	901,916
Overtime	1,920	1,696	3,000	2,000	0	0	2,000
Premium Pay	6,159	28,473	12,750	13,000	0	0	13,000
Fringe Benefits	360,504	389,630	435,836	420,602	18,234	18,234	438,836
Other Capital Equip	34,445	39,730	14,500	14,000	0	0	14,000
Vehicle Fuel and Maint	2,111	758	1,400	2,400	0	0	2,400
Other Supplies	790	972	800	1,150	0	0	1,150
Travel Training	5,299	7,414	14,500	10,000	0	0	10,000
Professional Services	35,980	2,417	5,000	4,000	0	0	4,000
All Other Contr. Svcs	222,557	346,676	402,760	421,194	19,850	19,850	441,044
Utilities	3,908	3,806	4,220	4,610	0	0	4,610
Other	314	230	345	395	0	0	395
Total Expenditures	1,500,649	1,653,711	1,772,283	1,757,168	76,183	76,183	1,833,351
Revenues							
Other Revenues	11,345	11,705	10,912	17,794	0	0	17,794
Interfund Transf & Rev	46,053	43,828	43,741	43,863	0	0	43,863
Applied Rollover (Rev.)	0	0	0	0	6,028	6,028	6,028
Total Revenues	57,398	55,533	54,653	61,657	6,028	6,028	67,685
Dept. Net Local	1,443,251	1,598,178	1,717,630	1,695,511	70,155	70,155	1,765,666

Information Technology Services

Full Time Equivalents

	2016 Budget	2017 Budget	2018 Budget	2019 Budget	2020 Target	OTR Req	OTR Rec	2020 Total
Administrative Assistant II	1.00	1.00	0.00	0.00	0.00	0.00	0.00	0.00
Deputy Director	1.00	1.00	1.00	1.00	1.00	0.00	0.00	1.00
Director	1.00	1.00	1.00	1.00	1.00	0.00	0.00	1.00
Financial Systems Administrator	1.00	1.00	1.00	1.00	0.00	0.00	0.00	0.00
GIS Analyst/Web Developer	0.00	0.00	0.00	0.00	1.00	0.00	0.00	1.00
GIS Systems Administrator	1.00	1.00	1.00	1.00	1.00	0.00	0.00	1.00
GIS Technician/Web Developer	1.00	1.00	1.00	1.00	0.00	0.00	0.00	0.00
Information Security & Compliance	1.00	1.00	1.00	1.00	1.00	0.00	0.00	1.00
Microcomputer Specialist	0.00	0.00	1.00	1.00	1.00	0.00	0.00	1.00
Network/Systems Administrator	1.00	1.00	1.00	1.00	1.00	0.50	0.50	1.50
Project Assistant	0.00	0.00	0.20	0.00	0.00	0.00	0.00	0.00
Public Safety Systems	1.00	1.00	1.00	1.00	0.00	0.00	0.00	0.00
Senior Account Clerk/Typist	0.00	0.00	1.00	1.00	1.00	0.00	0.00	1.00
Systems Administrator	0.00	0.00	0.00	0.00	2.00	0.00	0.00	2.00
Systems Analyst	2.00	2.00	1.00	1.00	1.00	0.00	0.00	1.00
Systems Analyst/Technician	0.00	0.00	0.00	0.00	1.00	0.00	0.00	1.00
Telecommunications Program	1.00	1.00	1.00	1.50	0.00	0.00	0.00	0.00
	12.00	12.00	12.20	12.50	12.00	0.50	0.50	12.50

Information Technology Services

1680 INFORMAT. TECH. SERVICES

	2017 Actual	2018 Actual	2019 Modified	Target	Req OTR's	Rec OTR's	Total Rec
				2020			
Expenditures							
Salary and Wages	633,200	639,514	675,893	729,021	38,099	38,099	767,120
Overtime	813	932	2,000	2,000	0	0	2,000
Premium Pay	4,055	16,005	8,500	10,250	0	0	10,250
Fringe Benefits	275,115	296,502	335,029	354,772	18,234	18,234	373,006
Other Capital Equip	33,956	38,645	14,000	10,000	0	0	10,000
Vehicle Fuel and Maint	2,111	758	1,400	2,400	0	0	2,400
Other Supplies	640	825	650	1,150	0	0	1,150
Travel Training	3,711	3,493	8,000	8,000	0	0	8,000
Professional Services	35,980	2,417	5,000	4,000	0	0	4,000
All Other Contr. Svcs	202,644	327,326	382,304	399,844	0	0	399,844
Utilities	2,971	2,861	3,200	3,980	0	0	3,980
Other	314	73	345	395	0	0	395
Total Expenditures	1,195,510	1,329,351	1,436,321	1,525,812	56,333	56,333	1,582,145
Revenues							
Other Revenues	2,895	2,680	2,962	9,144	0	0	9,144
Interfund Transf & Rev	46,053	43,828	43,741	43,863	0	0	43,863
Applied Rollover (Rev.)	0	0	0	0	6,028	6,028	6,028
Total Revenues	48,948	46,508	46,703	53,007	6,028	6,028	59,035
Budgeting Unit Net Local	1,146,562	1,282,843	1,389,618	1,472,805	50,305	50,305	1,523,110

1683 GIS

	2017 Actual	2018 Actual	2019 Modified	Target	Req OTR's	Rec OTR's	Total Rec
				2020			
Expenditures							
Salary and Wages	121,660	124,574	126,576	134,796	0	0	134,796
Overtime	291	764	0	0	0	0	0
Premium Pay	1,150	1,750	2,750	2,750	0	0	2,750
Fringe Benefits	53,445	57,558	63,124	65,830	0	0	65,830
Other Capital Equip	489	1,085	500	4,000	0	0	4,000
Other Supplies	150	147	150	0	0	0	0
Travel Training	1,588	3,921	4,000	2,000	0	0	2,000
All Other Contr. Svcs	19,913	19,350	20,456	21,350	19,850	19,850	41,200
Utilities	577	540	630	630	0	0	630
Total Expenditures	199,263	209,689	218,186	231,356	19,850	19,850	251,206
Revenues							
Other Revenues	8,450	9,025	7,950	8,650	0	0	8,650
Total Revenues	8,450	9,025	7,950	8,650	0	0	8,650
Budgeting Unit Net Local	190,813	200,664	210,236	222,706	19,850	19,850	242,556

Information Technology Services

1685 ITS CRIM JUST SUPPORT

	2017 Actual	2018 Actual	2019 Modified	Target	Req OTR's	Rec OTR's	Total Rec
				2020			
Expenditures							
Salary and Wages	71,802	67,821	74,703	0	0	0	0
Overtime	816	0	1,000	0	0	0	0
Premium Pay	954	10,718	1,500	0	0	0	0
Fringe Benefits	31,944	35,570	37,683	0	0	0	0
Travel Training	0	0	2,500	0	0	0	0
Utilities	360	405	390	0	0	0	0
Other	0	157	0	0	0	0	0
Total Expenditures	105,876	114,671	117,776	0	0	0	0
Revenues							
Total Revenues	0	0	0	0	0	0	0
Budgeting Unit Net Local	105,876	114,671	117,776	0	0	0	0

Information Technology Services

OTR #	30	Priority	1	OTR Name	Census 2020 Reapportionment Software			
Description	A specialized software subscription is proposed for the 2020 year in order to more efficiently generate and present reapportionment scenarios based on the outcome of the 2020 Census. This service is hosted by our primary GIS software vendor ESRI. This is a one-time expense for the year 2020.							
		Account		Requested		Recommended		
1683	54425	SERVICE CONTRACTS		4,500	ROLLOVER	4,500	ROLLOVER	
1680	41084	USE OF ROLLOVER		-4,500	ROLLOVER	-4,500	ROLLOVER	
Local Share				0		0		
OTR #	33	Priority	2	OTR Name	Succession Planning			
Description	After 30 years of service to Tompkins County, the employee in the title Network/Systems Administrator, has announced her anticipated retirement in July 2020. Since this position is responsible for overseeing the network infrastructure (servers, storage area network devices, switches) and inter-connectivity between County facilities and other municipalities, management of data and backup. These functions are critical for the operations of Tompkins County and it is imperative that succession planning is considered in this transition. This one time OTR will cover salary and fringes for a six month period necessary for direct training of personnel prior to retirement in July 2020.							
		Account		Requested		Recommended		
1680	51000738	NET/SYSTEMS/ADMIN		36,571	ONE-TIME	36,571	ONE-TIME	
1680	58800	FRINGES		18,234	ONE-TIME	18,234	ONE-TIME	
1680	51000738	NET/SYSTEMS/ADMIN		1,528	ROLLOVER	1,528	ROLLOVER	
1680	41084	USE OF ROLLOVER		-1,528	ROLLOVER	-1,528	ROLLOVER	
Local Share				54,805		54,805		
OTR #	31	Priority	3	OTR Name	Data Conversion Software			
Description	Purchase of data conversion software (Safe Software) to eliminate manual processes and allow for a more efficient integration with GIS of County systems including Real Property Services, Computer Aided Dispatch, and Permit Management. This new initiative would require an investment of \$3,350 for 2020, with ongoing software support and maintenance fees for year two (2021) in the amount of \$600.							
		Account		Requested		Recommended		
1683	54425	SERVICE CONTRACTS		2,750	ONE-TIME	2,750	ONE-TIME	
1683	54425	SERVICE CONTRACTS		600	TARGET	600	TARGET	
Local Share				3,350		3,350		
OTR #	32	Priority	4	OTR Name	County Website Analysis - Siteimprove			
Description	This new initiative will result in the implementation of analysis software, tools, dashboards, and reports designed to consistently monitor the TompkinsCountyNY.gov web site based on compliance requirements (ADA), end user interaction, search engine optimizations, and content simplification, to name a few categories. Additionally, this service will be used by the ITS Department, the Public Information Officer, the Compliance Coordinator, and over fifty content providers, to efficiently identify outdated and ADA non-compliant content as the migration/refresh of the County web site proceeds. Without this service the task of reviewing the content of over ten thousand web pages is not achievable.							
		Account		Requested		Recommended		
1683	54425	SERVICE CONTRACTS		12,000	TARGET	12,000	ONE-TIME	
Local Share				12,000		12,000		
Information Technology Services Total				70,155		70,155		

Insurance Reserve

Insurance Reserve Fund - Funds set aside to pay for potential losses that Tompkins County has chosen to self-insure, including most negligence claims, auto claims, and the costs of defending such claims.

Consolidated Budget

	2017 Actual	2018 Actual	2019 Modified	2020			
				Target	Req OTR's	Rec OTR's	Total Rec
Expenditures							
Other	254,528	236,601	243,500	243,500	0	0	243,500
Other Finance	150,000	200,000	300,000	300,000	0	0	300,000
Total Expenditures	404,528	436,601	543,500	543,500	0	0	543,500
Revenues							
Other Revenues	16,750	17,253	16,289	16,289	0	0	16,289
Total Revenues	16,750	17,253	16,289	16,289	0	0	16,289
Dept. Net Local	387,778	419,348	527,211	527,211	0	0	527,211

Insurance Reserve

9904 SELF INSURANCE RESERVE				Target	Req OTR's	Rec OTR's	Total Rec
	2017 Actual	2018 Actual	2019 Modified		2020		
Expenditures							
Other	254,528	236,601	243,500	243,500	0	0	243,500
Other Finance	150,000	200,000	300,000	300,000	0	0	300,000
Total Expenditures	404,528	436,601	543,500	543,500	0	0	543,500
Revenues							
Other Revenues	16,750	17,253	16,289	16,289	0	0	16,289
Total Revenues	16,750	17,253	16,289	16,289	0	0	16,289
Budgeting Unit Net Local	387,778	419,348	527,211	527,211	0	0	527,211

Interfund Distribution

This is the General Fund distribution to Workforce Development, County Highway, and various supplemental and fringe benefit accounts

Consolidated Budget

	2017 Actual	2018 Actual	2019 Modified	2020			Total Rec
				Target	Req OTR's	Rec OTR's	
Expenditures							
Program Expense	4,980,187	5,198,979	5,389,551	5,393,116	197,065	197,065	5,590,181
Other	0	0	322,773	845,853	0	0	845,853
Total Expenditures	4,980,187	5,198,979	5,712,324	6,238,969	197,065	197,065	6,436,034
Revenues							
Local Revenues	328,859	312,047	325,000	310,000	0	0	310,000
Total Revenues	328,859	312,047	325,000	310,000	0	0	310,000
Dept. Net Local	4,651,328	4,886,932	5,387,324	5,928,969	197,065	197,065	6,126,034

Interfund Distribution

9101 ALLOWANCE FOR NEGOTIATION

	2017 Actual	2018 Actual	2019 Modified	Target	2020		Total Rec
					Req OTR's	Rec OTR's	
Expenditures							
Other	0	0	322,773	845,853	0	0	845,853
Total Expenditures	0	0	322,773	845,853	0	0	845,853
Revenues							
Total Revenues	0	0	0	0	0	0	0
Budgeting Unit Net Local	0	0	322,773	845,853	0	0	845,853

9502 CONTRIBUTION TO COMM DEV

	2017 Actual	2018 Actual	2019 Modified	Target	2020		Total Rec
					Req OTR's	Rec OTR's	
Expenditures							
Program Expense	174,783	262,067	255,537	247,268	53,065	53,065	300,333
Total Expenditures	174,783	262,067	255,537	247,268	53,065	53,065	300,333
Budgeting Unit Net Local	174,783	262,067	255,537	247,268	53,065	53,065	300,333

9509 CONTRIBUTION TO DM FUND

	2017 Actual	2018 Actual	2019 Modified	Target	2020		Total Rec
					Req OTR's	Rec OTR's	
Expenditures							
Program Expense	0	0	0	0	100,000	100,000	100,000
Total Expenditures	0	0	0	0	100,000	100,000	100,000
Budgeting Unit Net Local	0	0	0	0	100,000	100,000	100,000

9522 CONTRIBUTION TO D FUND

	2017 Actual	2018 Actual	2019 Modified	Target	2020		Total Rec
					Req OTR's	Rec OTR's	
Expenditures							
Program Expense	4,805,404	4,936,912	5,134,014	5,145,848	44,000	44,000	5,189,848
Total Expenditures	4,805,404	4,936,912	5,134,014	5,145,848	44,000	44,000	5,189,848
Revenues							
Local Revenues	328,859	312,047	325,000	310,000	0	0	310,000
Total Revenues	328,859	312,047	325,000	310,000	0	0	310,000
Budgeting Unit Net Local	4,476,545	4,624,865	4,809,014	4,835,848	44,000	44,000	4,879,848

Interfund Distribution

OTR # 85 **Priority** 1 **OTR Name** Fund Public Works Apprenticeship Program in Highway Dept.

Description

This is the Interfund Distribution component of a One-time OTR to fund the Public Works Apprenticeship Program in the Highway Department. (The County's support for the Highway Department (D-Fund) comes from this Interfund Distribution unit in the General Fund and enters the Highway Department's budgeting units as interfund revenue.)

Please see the Highway Department section of the budget for a more thorough description of the OTR.

		<u>Account</u>	<u>Requested</u>	<u>Recommended</u>
9522	54400	PROGRAM EXPENSE	44,000 ONE-TIME	44,000 ONE-TIME
Local Share			44,000	44,000

OTR # 88 **Priority** 1 **OTR Name** Fund Deputy Workforce Development Director Position

Description

This is the Interfund Distribution component of a Target OTR to fund a Deputy Workforce Development Director position for the Workforce Development Board. (The County's support for the Workforce Development Board (CD-Fund) comes from this Interfund Distribution unit in the General Fund and enters the Workforce Development Board's budget unit as interfund revenue.)

Please see the Workforce Development Board section of the budget for a more thorough description of the OTR.

		<u>Account</u>	<u>Requested</u>	<u>Recommended</u>
9502	54400	PROGRAM EXPENSE	53,065 TARGET	53,065 TARGET
Local Share			53,065	53,065

OTR # 97 **Priority** 2 **OTR Name** Target Funding for Highway Equipment Purchase

Description

This is the Interfund Distribution component of a Target OTR to fund the 2020 replacement of a Road Side Mower in Highway Machinery (DM-Fund). (The County's support for Highway Machinery comes from this Interfund Distribution unit in the General Fund and is appropriated to the DM-Fund where it will be received on the Interfund(DM) account (revenue) and spent on the Highway Equipment account (expense)).

		<u>Account</u>	<u>Requested</u>	<u>Recommended</u>
9509	54400	PROGRAM EXPENSE	100,000 TARGET	100,000 TARGET
Local Share			100,000	100,000

Interfund Distribution Total	197,065	197,065
-------------------------------------	----------------	----------------

Ithaca-Tompkins Co. Transportation Council

The Ithaca-Tompkins County Transportation Council (ITCTC) is the Metropolitan Planning Organization (MPO) for Tompkins County. The ITCTC is charged with facilitating county-wide transportation planning and is responsible for working jointly and cooperatively with all transportation related agencies in Tompkins County, to promote comprehensive inter modal transportation planning; and providing transportation related information and analyses. The ITCTC is responsible for preparing and updating the Transportation Improvement Plan, a five year program of federally funded transportation projects; and the Transportation Long Range Plan, a county-wide plan with a 20 year horizon. Tompkins County is the host organization for the ITCTC, which is wholly federally funded.

Consolidated Budget

	2017 Actual	2018 Actual	2019 Modified	2020			
				Target	Req OTR's	Rec OTR's	Total Rec
Expenditures							
Salary and Wages	186,524	156,697	199,129	213,308	0	0	213,308
Premium Pay	1,936	3,014	3,893	3,893	0	0	3,893
Fringe Benefits	81,898	72,309	99,095	103,952	0	0	103,952
Other Capital Equip	857	5,989	10,000	24,000	0	0	24,000
Other Supplies	1,178	6,181	3,425	27,750	0	0	27,750
Travel Training	3,082	2,579	5,500	10,000	0	0	10,000
Professional Services	1,875	4,800	3,625	29,794	0	0	29,794
All Other Contr. Svcs	19,533	19,534	23,050	10,750	0	0	10,750
Program Expense	26,478	8,840	1,000	81,000	0	0	81,000
Utilities	1,018	1,636	5,357	7,000	0	0	7,000
Rent	475	0	750	6,750	0	0	6,750
Other	3,356	3,895	12,900	27,600	0	0	27,600
Total Expenditures	328,210	285,474	367,724	545,797	0	0	545,797
Revenues							
Federal Aid	284,136	267,356	351,225	545,797	0	0	545,797
State Aid	49,978	0	0	0	0	0	0
Other Revenues	13,900	15,900	16,500	0	0	0	0
Total Revenues	348,014	283,256	367,725	545,797	0	0	545,797
Dept. Net Local	-19,804	2,218	-1	0	0	0	0

Ithaca-Tompkins Co. Transportation Council

Full Time Equivalents

	2016 Budget	2017 Budget	2018 Budget	2019 Budget	2020 Target	OTR Req	OTR Rec	2020 Total
Administrative Assistant	1.00	1.00	1.00	1.00	1.00	0.00	0.00	1.00
Planning Analyst	0.56	0.56	0.51	0.51	0.51	0.00	0.00	0.51
Transportation Analyst	0.60	0.60	0.60	0.60	0.71	0.00	0.00	0.71
Transportation Planning Director	1.00	1.00	1.00	1.00	1.00	0.00	0.00	1.00
	3.16	3.16	3.11	3.11	3.22	0.00	0.00	3.22

Ithaca-Tompkins Co. Transportation Council

5650 RIDE SHARE

	2017 Actual	2018 Actual	2019 Modified	Target	Req OTR's	Rec OTR's	Total Rec
				2020			
Expenditures							
All Other Contr. Svcs	18,000	18,000	18,000	0	0	0	0
Other	0	0	600	0	0	0	0
Total Expenditures	18,000	18,000	18,600	0	0	0	0
Revenues							
Federal Aid	0	0	2,100	0	0	0	0
Other Revenues	13,900	15,900	16,500	0	0	0	0
Total Revenues	13,900	15,900	18,600	0	0	0	0
Budgeting Unit Net Local	4,100	2,100	0	0	0	0	0

5651 17/18 FTA

	2017 Actual	2018 Actual	2019 Modified	Target	Req OTR's	Rec OTR's	Total Rec
				2020			
Expenditures							
Salary and Wages	16,993	4,699	0	0	0	0	0
Fringe Benefits	7,377	2,331	0	0	0	0	0
Other Capital Equip	0	5,500	0	0	0	0	0
Travel Training	0	0	1,100	0	0	0	0
Professional Services	0	0	1,000	0	0	0	0
All Other Contr. Svcs	0	200	0	0	0	0	0
Other	104	1,225	0	0	0	0	0
Total Expenditures	24,474	13,955	2,100	0	0	0	0
Revenues							
Federal Aid	24,474	13,979	2,100	0	0	0	0
Total Revenues	24,474	13,979	2,100	0	0	0	0
Budgeting Unit Net Local	0	-24	0	0	0	0	0

Ithaca-Tompkins Co. Transportation Council

5652 18/19 FHWA

	2017 Actual	2018 Actual	2019 Modified	Target	Req OTR's	Rec OTR's	Total Rec
				2020			
Expenditures							
Salary and Wages	0	117,857	60,294	0	0	0	0
Premium Pay	0	1,250	2,143	0	0	0	0
Fringe Benefits	0	53,637	28,724	0	0	0	0
Other Capital Equip	0	489	1,111	0	0	0	0
Other Supplies	0	5,346	1,414	0	0	0	0
Travel Training	0	0	750	0	0	0	0
Professional Services	0	4,000	0	0	0	0	0
All Other Contr. Svcs	0	28	2,150	0	0	0	0
Program Expense	0	8,840	0	0	0	0	0
Utilities	0	753	300	0	0	0	0
Other	0	670	4,147	0	0	0	0
Total Expenditures	0	192,870	101,033	0	0	0	0
Revenues							
Federal Aid	0	192,658	101,033	0	0	0	0
Total Revenues	0	192,658	101,033	0	0	0	0
Budgeting Unit Net Local	0	212	0	0	0	0	0

5654 19/20 FHWA

	2017 Actual	2018 Actual	2019 Modified	Target	Req OTR's	Rec OTR's	Total Rec
				2020			
Expenditures							
Salary and Wages	0	0	138,835	0	0	0	0
Premium Pay	0	0	1,750	0	0	0	0
Fringe Benefits	0	0	70,371	0	0	0	0
Other Capital Equip	0	0	8,889	0	0	0	0
Other Supplies	0	0	1,884	0	0	0	0
Travel Training	0	0	3,201	0	0	0	0
Professional Services	0	0	2,625	0	0	0	0
All Other Contr. Svcs	0	0	2,900	0	0	0	0
Program Expense	0	0	1,000	0	0	0	0
Utilities	0	0	5,057	0	0	0	0
Rent	0	0	750	0	0	0	0
Other	0	0	8,153	0	0	0	0
Total Expenditures	0	0	245,415	0	0	0	0
Revenues							
Federal Aid	0	0	245,416	0	0	0	0
Total Revenues	0	0	245,416	0	0	0	0
Budgeting Unit Net Local	0	0	-1	0	0	0	0

Ithaca-Tompkins Co. Transportation Council

5656 20/21 FHWA

	2017 Actual	2018 Actual	2019 Modified	Target	Req OTR's	Rec OTR's	Total Rec
				2020			
Expenditures							
Salary and Wages	0	0	0	213,308	0	0	213,308
Premium Pay	0	0	0	3,893	0	0	3,893
Fringe Benefits	0	0	0	103,952	0	0	103,952
Other Capital Equip	0	0	0	24,000	0	0	24,000
Other Supplies	0	0	0	27,750	0	0	27,750
Travel Training	0	0	0	10,000	0	0	10,000
Professional Services	0	0	0	29,794	0	0	29,794
All Other Contr. Svcs	0	0	0	10,750	0	0	10,750
Program Expense	0	0	0	81,000	0	0	81,000
Utilities	0	0	0	7,000	0	0	7,000
Rent	0	0	0	6,750	0	0	6,750
Other	0	0	0	27,600	0	0	27,600
Total Expenditures	0	0	0	545,797	0	0	545,797
Revenues							
Federal Aid	0	0	0	545,797	0	0	545,797
Total Revenues	0	0	0	545,797	0	0	545,797
Budgeting Unit Net Local	0	0	0	0	0	0	0

5680 17/18 FHWA

	2017 Actual	2018 Actual	2019 Modified	Target	Req OTR's	Rec OTR's	Total Rec
				2020			
Expenditures							
Salary and Wages	124,736	34,141	0	0	0	0	0
Premium Pay	1,010	1,764	0	0	0	0	0
Fringe Benefits	54,586	16,341	0	0	0	0	0
Other Capital Equip	857	0	0	0	0	0	0
Other Supplies	416	78	0	0	0	0	0
Travel Training	827	25	0	0	0	0	0
Professional Services	1,875	0	0	0	0	0	0
All Other Contr. Svcs	222	1,167	0	0	0	0	0
Program Expense	500	0	0	0	0	0	0
Utilities	401	233	0	0	0	0	0
Other	413	1,064	0	0	0	0	0
Total Expenditures	185,843	54,813	0	0	0	0	0
Revenues							
Federal Aid	185,675	54,860	0	0	0	0	0
Total Revenues	185,675	54,860	0	0	0	0	0
Budgeting Unit Net Local	168	-47	0	0	0	0	0

Ithaca-Tompkins Co. Transportation Council

8664 FTA 14/15

				Target	Req OTR's	Rec OTR's	Total Rec
	2017 Actual	2018 Actual	2019 Modified	2020			
Expenditures							
Other Supplies	48	0	0	0	0	0	0
Utilities	100	0	0	0	0	0	0
Total Expenditures	148	0	0	0	0	0	0
Revenues							
Federal Aid	148	0	0	0	0	0	0
Total Revenues	148	0	0	0	0	0	0
Budgeting Unit Net Local	0	0	0	0	0	0	0

8673 FHWA 13/14

				Target	Req OTR's	Rec OTR's	Total Rec
	2017 Actual	2018 Actual	2019 Modified	2020			
Expenditures							
Total Expenditures	0	0	0	0	0	0	0
Revenues							
Total Revenues	0	0	0	0	0	0	0
Budgeting Unit Net Local	0	0	0	0	0	0	0

8678 2015/2016 FHWA

				Target	Req OTR's	Rec OTR's	Total Rec
	2017 Actual	2018 Actual	2019 Modified	2020			
Expenditures							
Total Expenditures	0	0	0	0	0	0	0
Revenues							
Total Revenues	0	0	0	0	0	0	0
Budgeting Unit Net Local	0	0	0	0	0	0	0

Ithaca-Tompkins Co. Transportation Council

8679 NYSERDA

	2017 Actual	2018 Actual	2019 Modified	Target	Req OTR's	Rec OTR's	Total Rec
				2020			
Expenditures							
Program Expense	25,978	0	0	0	0	0	0
Total Expenditures	25,978	0	0	0	0	0	0
Revenues							
State Aid	49,978	0	0	0	0	0	0
Total Revenues	49,978	0	0	0	0	0	0
Budgeting Unit Net Local	-24,000	0	0	0	0	0	0

8681 APRIL 2015 FTA

	2017 Actual	2018 Actual	2019 Modified	Target	Req OTR's	Rec OTR's	Total Rec
				2020			
Expenditures							
Other Supplies	567	135	0	0	0	0	0
Travel Training	2,230	0	0	0	0	0	0
Utilities	400	0	0	0	0	0	0
Other	500	0	0	0	0	0	0
Total Expenditures	3,697	135	0	0	0	0	0
Revenues							
Federal Aid	3,696	135	0	0	0	0	0
Total Revenues	3,696	135	0	0	0	0	0
Budgeting Unit Net Local	1	0	0	0	0	0	0

Ithaca-Tompkins Co. Transportation Council

8697 2016/2017 FTA

	2017 Actual	2018 Actual	2019 Modified	Target	Req OTR's	Rec OTR's	Total Rec
				2020			
Expenditures							
Salary and Wages	5,376	0	0	0	0	0	0
Premium Pay	43	0	0	0	0	0	0
Fringe Benefits	2,353	0	0	0	0	0	0
Other Supplies	0	622	127	0	0	0	0
Travel Training	0	2,554	449	0	0	0	0
Professional Services	0	800	0	0	0	0	0
All Other Contr. Svcs	0	139	0	0	0	0	0
Utilities	0	650	0	0	0	0	0
Rent	73	0	0	0	0	0	0
Other	0	897	0	0	0	0	0
Total Expenditures	7,845	5,662	576	0	0	0	0
Revenues							
Federal Aid	7,821	5,724	576	0	0	0	0
Total Revenues	7,821	5,724	576	0	0	0	0
Budgeting Unit Net Local	24	-62	0	0	0	0	0

8699 2016/2017 FHWA

	2017 Actual	2018 Actual	2019 Modified	Target	Req OTR's	Rec OTR's	Total Rec
				2020			
Expenditures							
Salary and Wages	39,419	0	0	0	0	0	0
Premium Pay	883	0	0	0	0	0	0
Fringe Benefits	17,582	0	0	0	0	0	0
Other Supplies	147	0	0	0	0	0	0
Travel Training	25	0	0	0	0	0	0
All Other Contr. Svcs	1,311	0	0	0	0	0	0
Utilities	117	0	0	0	0	0	0
Rent	402	0	0	0	0	0	0
Other	2,339	39	0	0	0	0	0
Total Expenditures	62,225	39	0	0	0	0	0
Revenues							
Federal Aid	62,322	0	0	0	0	0	0
Total Revenues	62,322	0	0	0	0	0	0
Budgeting Unit Net Local	-97	39	0	0	0	0	0

Legislature & Clerk of the Legislature

The County Legislature is the Elective Governing body of the County and adopts an annual budget, local laws, resolutions, policies, and makes decisions to meet the needs of County residents and communities. The mission of the Tompkins County Legislature is to collectively meet the needs of residents and communities and to realize the Legislature

Consolidated Budget

	2017 Actual	2018 Actual	2019 Modified	2020			
				Target	Req OTR's	Rec OTR's	Total Rec
Expenditures							
Salary and Wages	458,429	498,262	513,092	517,148	55,833	55,833	572,981
Overtime	0	190	0	0	0	0	0
Premium Pay	11,291	13,872	3,500	4,000	0	0	4,000
Fringe Benefits	203,906	232,032	252,148	249,422	26,722	26,722	276,144
Other Capital Equip	2,818	22,928	1,827	1,827	7,000	7,000	8,827
Other Supplies	3,726	5,814	5,475	4,975	0	0	4,975
Travel Training	7,040	9,453	10,000	10,000	0	0	10,000
All Other Contr. Svcs	19,912	20,468	21,496	22,069	0	0	22,069
Utilities	505	442	862	862	0	0	862
Other	24,490	25,575	25,343	25,270	2,300	2,300	27,570
Total Expenditures	732,117	829,036	833,743	835,573	91,855	91,855	927,428
Revenues							
Applied Rollover (Rev.)	0	0	0	0	7,000	7,000	7,000
Total Revenues	0	0	0	0	7,000	7,000	7,000
Dept. Net Local	732,117	829,036	833,743	835,573	84,855	84,855	920,428

Legislature & Clerk of the Legislature

Full Time Equivalents

	2016 Budget	2017 Budget	2018 Budget	2019 Budget	2020 Target	OTR Req	OTR Rec	2020 Total
Administrative/Computer Assistant	0.00	0.00	0.00	0.00	0.00	1.00	1.00	1.00
Chief Deputy Clerk	1.00	1.00	1.00	1.00	1.00	0.00	0.00	1.00
Clerk of the Legislature	1.00	1.00	1.00	1.00	1.00	0.00	0.00	1.00
Deputy Clerk	1.00	1.00	1.00	1.00	1.00	0.00	0.00	1.00
Legislator	14.00	14.00	14.00	14.00	14.00	0.00	0.00	14.00
	17.00	17.00	17.00	17.00	17.00	1.00	1.00	18.00

Legislature & Clerk of the Legislature

1010 LEGISLATURE				Target	Req OTR's	Rec OTR's	Total Rec
	2017 Actual	2018 Actual	2019 Modified	2020			
Expenditures							
Salary and Wages	274,150	310,300	310,300	310,300	0	0	310,300
Fringe Benefits	119,009	140,535	151,457	148,510	0	0	148,510
Other Capital Equip	0	13,457	0	0	0	0	0
Other Supplies	721	656	675	675	0	0	675
Travel Training	7,040	9,453	10,000	10,000	0	0	10,000
Other	10,930	12,519	11,045	11,000	0	0	11,000
Total Expenditures	411,850	486,920	483,477	480,485	0	0	480,485
Revenues							
Total Revenues	0	0	0	0	0	0	0
Budgeting Unit Net Local	411,850	486,920	483,477	480,485	0	0	480,485

1040 CLERK, LEGISLATURE				Target	Req OTR's	Rec OTR's	Total Rec
	2017 Actual	2018 Actual	2019 Modified	2020			
Expenditures							
Salary and Wages	184,279	187,962	202,792	206,848	55,833	55,833	262,681
Overtime	0	190	0	0	0	0	0
Premium Pay	11,291	13,872	3,500	4,000	0	0	4,000
Fringe Benefits	84,897	91,497	100,691	100,912	26,722	26,722	127,634
Other Capital Equip	2,818	9,471	1,827	1,827	7,000	7,000	8,827
Other Supplies	3,005	5,158	4,800	4,300	0	0	4,300
All Other Contr. Svcs	19,912	20,468	21,496	22,069	0	0	22,069
Utilities	505	442	862	862	0	0	862
Other	2,397	1,688	2,589	2,526	0	0	2,526
Total Expenditures	309,104	330,748	338,557	343,344	89,555	89,555	432,899
Revenues							
Applied Rollover (Rev.)	0	0	0	0	7,000	7,000	7,000
Total Revenues	0	0	0	0	7,000	7,000	7,000
Budgeting Unit Net Local	309,104	330,748	338,557	343,344	82,555	82,555	425,899

1920 MUNICIPAL DUES				Target	Req OTR's	Rec OTR's	Total Rec
	2017 Actual	2018 Actual	2019 Modified	2020			
Expenditures							
Other	11,163	11,368	11,709	11,744	2,300	2,300	14,044
Total Expenditures	11,163	11,368	11,709	11,744	2,300	2,300	14,044
Budgeting Unit Net Local	11,163	11,368	11,709	11,744	2,300	2,300	14,044

Legislature & Clerk of the Legislature

OTR # 13 **Priority** 1 **OTR Name** Creation of Position - Succession Planning

Description The Clerk of the Legislature is a small department with only three full-time employees. Over the next 2-5 years the Department will be faced with the retirement of two long-term employees who will have in excess of a combined 75 years of service to Tompkins County. The creation of an Administrative/Computer Assistant is the first step in the development of a long-term succession plan to ensure exceptional service continues to be provided by the Clerk of the Legislature to the public, County staff, and Legislators. Funds in addition to the salary and fringe (\$7,000) will be used for one-time expenses to include office furnishings, computer equipment, and software.

		<u>Account</u>	<u>Requested</u>	<u>Recommended</u>
1040	51000731	ADMIN COMPUTER ASST	55,833 TARGET	55,833 ONE-TIME
1040	58800	FRINGES	26,722 TARGET	26,722 ONE-TIME
1040	41084	USE OF ROLLOVER	-7,000 ROLLOVER	-7,000 ROLLOVER
1040	52206	COMPUTER EQUIPMENT	4,500 ROLLOVER	4,500 ROLLOVER
1040	52214	OFFICE FURNISHINGS	2,500 ROLLOVER	2,500 ROLLOVER
Local Share			82,555	82,555

OTR # 75 **Priority** 1 **OTR Name** National Association of Counties Membership

Description This OTR is being proposed as One-time to evaluate the benefit the County may receive from being a member. The National Association of Counties (NACo) founded in 1935, brings county officials together to advocate with a collective voice on national policy, exchange ideas and build new leadership skills, pursue transformational county solutions, enrich the public's understanding of county government and exercise exemplary leadership in public service. County governments are the members of NACo. Once a county is a member, the benefits extend to all of the county's officials and staff. Dues are based on a county's 2010 Census population numbers and follow the calendar year " January through December.

		<u>Account</u>	<u>Requested</u>	<u>Recommended</u>
1920	54416	MEMBERSHIP DUES	2,300 ONE-TIME	2,300 ONE-TIME
Local Share			2,300	2,300

Legislature & Clerk of the Legislature Total 84,855 84,855

Memorial Celebrations

This budgeting unit holds the appropriation with which Tompkins County supports memorial celebrations and parades, such as those on Flag Day and Veterans Day, as well as paying for the bulk purchase of US Flags (12" x 18") for distribution to and placement in the cemeteries within Tompkins County on the graves of veterans.

Consolidated Budget

	2017 Actual	2018 Actual	2019 Modified	2020			Total Rec
				Target	Req OTR's	Rec OTR's	
Expenditures							
Program Expense	6,448	6,608	7,500	7,500	0	0	7,500
Total Expenditures	6,448	6,608	7,500	7,500	0	0	7,500
Revenues							
Total Revenues	0	0	0	0	0	0	0
Dept. Net Local	6,448	6,608	7,500	7,500	0	0	7,500

Memorial Celebrations

7550 CELEBRATIONS

				Target	Req OTR's	Rec OTR's	Total Rec
	2017 Actual	2018 Actual	2019 Modified	2020			
Expenditures							
Program Expense	6,448	6,608	7,500	7,500	0	0	7,500
Total Expenditures	6,448	6,608	7,500	7,500	0	0	7,500
Revenues							
Total Revenues	0	0	0	0	0	0	0
Budgeting Unit Net Local	6,448	6,608	7,500	7,500	0	0	7,500

Mental Health Department

The Tompkins County Mental Health Department provides assessment, counseling, individual and group therapies, medication management, treatment, case management and crisis services to adults, children, and families with mental health challenges. All Tompkins County residents can receive these services regardless of ability to pay, based on a sliding fee scale. The department also provides court-ordered evaluations for family court; services to drug courts; and evaluates, provides or monitors mental health services for jail inmates. To provide these services it utilizes psychiatrists (MDs), psychiatric social workers, nurse practitioners, nurses, and other service providers. The Mental Health Department also sets policy for a comprehensive system of community-based preventative, rehabilitative, and treatment services for individuals and families affected by mental illness, chemical use disorders, and developmental disabilities. To accomplish this, the department administers state aid to mental health professionals and not-for-profit agencies with whom it contracts to provide a full array of additional mental health programs including advocacy, education, respite, 24-hour crisis counseling, outreach, referral, training, case management, employment, housing, alcohol and substance abuse services, and homeless services. In addition, the department contracts for a full range of services to individuals affected by developmental disabilities. These services include recreation mainstreaming, employment, speech therapy, occupational therapy, physical therapy, and counseling.

Consolidated Budget

	2017 Actual	2018 Actual	2019 Modified	2020			Total Rec
				Target	Req OTR's	Rec OTR's	
Expenditures							
Salary and Wages	3,937,138	3,768,252	4,200,053	4,415,375	46,298	46,298	4,461,673
Overtime	3,075	932	0	0	0	0	0
Premium Pay	107,919	127,436	40,625	33,800	0	0	33,800
Fringe Benefits	1,758,475	1,766,398	2,069,874	2,129,376	22,158	22,158	2,151,534
Other Capital Equip	44,282	15,989	31,600	184,857	0	0	184,857
Vehicle Fuel and Maint	3,846	4,845	5,300	5,700	0	0	5,700
Other Supplies	16,662	15,612	25,500	27,600	0	0	27,600
Travel Training	18,149	19,036	25,826	27,326	0	0	27,326
Professional Services	197,173	188,948	389,836	397,836	0	0	397,836
Mandate - Other	101,774	350,616	156,000	156,000	0	0	156,000
All Other Contr. Svcs	3,562	3,562	3,822	3,823	0	0	3,823
Program Expense	5,291,848	5,526,715	5,419,283	5,762,778	0	0	5,762,778
Utilities	33,089	29,803	30,000	32,000	0	0	32,000
Rent	75	0	0	0	0	0	0
Other	73,209	67,739	96,251	100,853	0	0	100,853
Total Expenditures	11,590,276	11,885,883	12,493,970	13,277,324	68,456	68,456	13,345,780
Revenues							
Federal Aid	588,232	1,361,233	1,304,332	1,284,332	0	0	1,284,332
State Aid	5,357,396	4,793,506	4,470,474	4,667,124	0	0	4,667,124
Local Revenues	3,963,029	4,010,656	3,965,405	4,446,405	0	0	4,446,405
Other Revenues	487,090	582,857	556,175	658,918	25,000	25,000	683,918
Total Revenues	10,395,747	10,748,252	10,296,386	11,056,779	25,000	25,000	11,081,779
Dept. Net Local	1,194,529	1,137,631	2,197,584	2,220,545	43,456	43,456	2,264,001

Mental Health Department

Full Time Equivalents

	2016 Budget	2017 Budget	2018 Budget	2019 Budget	2020 Target	OTR Req	OTR Rec	2020 Total
Administrative Assisant, Level 3	1.00	0.00	0.00	1.00	1.00	0.00	0.00	1.00
Administrative Assistant	5.70	4.70	4.00	3.00	3.00	0.00	0.00	3.00
Administrative Assistant, Level 2	4.00	4.00	6.00	6.00	6.00	0.00	0.00	6.00
Administrative Computer Assistant	0.00	1.00	1.00	1.00	2.00	0.00	0.00	2.00
Administrative Coordinator	1.00	1.00	1.00	1.00	1.00	0.00	0.00	1.00
Case Aide	1.00	1.00	0.00	0.00	0.00	0.00	0.00	0.00
Casework Assistant	2.00	3.00	4.00	4.00	3.00	0.00	0.00	3.00
Caseworker	8.00	7.00	8.00	8.00	8.00	0.00	0.00	8.00
Clinic Supervisor	3.00	3.00	3.00	1.00	1.00	0.00	0.00	1.00
Commissioner	1.00	0.00	0.00	0.00	0.00	0.00	0.00	0.00
Community Mental Health Nurse	7.80	9.00	8.60	7.00	6.00	0.00	0.00	6.00
Continuing Treatment Specialist	2.00	0.00	0.00	0.00	0.00	0.00	0.00	0.00
Deputy Commissioner	1.00	1.00	1.00	1.00	1.00	0.00	0.00	1.00
Director, Mental Health Clinic	0.00	0.00	0.00	1.00	1.00	0.00	0.00	1.00
Dual Recovery Coordinator	1.00	1.00	1.00	1.00	1.00	0.00	0.00	1.00
Employment Specialist	0.00	1.00	1.00	1.00	1.00	0.00	0.00	1.00
Fiscal Administrator	0.00	0.00	1.00	1.00	1.00	0.00	0.00	1.00
Fiscal Coordinator	1.00	1.00	0.00	0.00	1.00	0.00	0.00	1.00
Forensic Counselor	2.00	2.00	1.00	0.00	0.00	0.00	0.00	0.00
Medical Director/ MH	1.00	1.00	1.00	1.00	1.00	0.00	0.00	1.00
Mental Health Court Resource Coordinator	0.00	0.00	0.00	0.00	0.00	1.00	1.00	1.00
Nurse Practitioner	1.00	1.00	1.00	1.00	1.00	0.00	0.00	1.00
Program Director - Care Managment	0.00	1.00	1.00	1.00	1.00	0.00	0.00	1.00
Program Director - PROS	1.00	1.00	1.00	1.00	1.00	0.00	0.00	1.00
Program Director CSS	1.00	0.00	0.00	0.00	0.00	0.00	0.00	0.00
Psychiatric Social Worker	14.00	15.00	16.00	15.00	14.00	0.00	0.00	14.00
Psychiatrist	1.70	1.70	1.70	0.70	0.70	0.00	0.00	0.70
Quality Assurance/Improvement	0.00	1.00	1.00	1.00	1.00	0.00	0.00	1.00
Rehabilitation Specialist	0.00	2.00	2.00	2.00	4.00	0.00	0.00	4.00
Secretary	1.00	0.00	0.00	0.00	0.00	0.00	0.00	0.00
Senior Caseworker	0.00	1.00	1.00	1.00	1.00	0.00	0.00	1.00
Senior Psychiatric Social Worker	0.00	0.00	1.00	3.00	3.00	0.00	0.00	3.00
Senior Typist	0.00	1.00	0.00	0.00	0.00	0.00	0.00	0.00
	62.20	65.40	67.30	63.70	64.70	1.00	1.00	65.70

Mental Health Department

4310 M.H. ADMINISTRATION

	2017 Actual	2018 Actual	2019 Modified	Target	Req OTR's	Rec OTR's	Total Rec
				2020			
Expenditures							
Salary and Wages	835,639	863,818	999,045	1,140,447	46,298	46,298	1,186,745
Overtime	1,615	183	0	0	0	0	0
Premium Pay	10,194	25,274	10,500	10,750	0	0	10,750
Fringe Benefits	368,007	402,807	492,759	550,963	22,158	22,158	573,121
Other Capital Equip	14,302	13,448	22,000	15,500	0	0	15,500
Other Supplies	6,129	6,636	5,700	6,900	0	0	6,900
Travel Training	6,819	4,760	6,100	7,600	0	0	7,600
Professional Services	106,731	115,720	78,776	86,776	0	0	86,776
All Other Contr. Svcs	-1,026,267	-1,031,138	-1,031,073	-1,324,445	0	0	-1,324,445
Program Expense	1,028	838	71,384	800	0	0	800
Utilities	11,027	9,752	14,000	12,000	0	0	12,000
Other	11,395	8,103	11,080	11,182	0	0	11,182
Total Expenditures	346,619	420,201	680,271	518,473	68,456	68,456	586,929
Revenues							
Federal Aid	338,563	395,465	338,563	318,563	0	0	318,563
State Aid	162,905	186,740	259,910	199,910	0	0	199,910
Other Revenues	0	4,413	25,000	0	25,000	25,000	25,000
Total Revenues	501,468	586,618	623,473	518,473	25,000	25,000	543,473
Budgeting Unit Net Local	-154,849	-166,417	56,798	0	43,456	43,456	43,456

Mental Health Department

4311 MENTAL HEALTH CLINIC

	2017 Actual	2018 Actual	2019 Modified	Target	Req OTR's	Rec OTR's	Total Rec
				2020			
Expenditures							
Salary and Wages	2,261,411	2,033,887	2,239,392	2,261,317	0	0	2,261,317
Overtime	1,203	749	0	0	0	0	0
Premium Pay	86,976	69,321	20,375	15,550	0	0	15,550
Fringe Benefits	1,020,864	954,446	1,102,992	1,089,709	0	0	1,089,709
Other Capital Equip	9,653	1,009	7,200	141,574	0	0	141,574
Other Supplies	7,311	6,195	11,800	11,800	0	0	11,800
Travel Training	4,168	10,984	14,000	14,000	0	0	14,000
Professional Services	90,442	72,767	309,260	309,260	0	0	309,260
All Other Contr. Svcs	765,097	768,109	768,200	994,772	0	0	994,772
Program Expense	6,731	8,704	11,000	11,000	0	0	11,000
Rent	75	0	0	0	0	0	0
Other	58,685	54,049	76,506	81,006	0	0	81,006
Total Expenditures	4,312,616	3,980,220	4,560,725	4,929,988	0	0	4,929,988
Revenues							
State Aid	682,723	796,284	550,757	509,757	0	0	509,757
Local Revenues	3,223,989	3,040,220	3,019,732	3,314,732	0	0	3,314,732
Other Revenues	0	1,340	0	0	0	0	0
Total Revenues	3,906,712	3,837,844	3,570,489	3,824,489	0	0	3,824,489
Budgeting Unit Net Local	405,904	142,376	990,236	1,105,499	0	0	1,105,499

Mental Health Department

4312 PERSONAL RCVRY ORNTD SVCS

	2017 Actual	2018 Actual	2019 Modified	Target	Req OTR's	Rec OTR's	Total Rec
				2020			
Expenditures							
Salary and Wages	288,112	310,430	386,976	408,973	0	0	408,973
Overtime	257	0	0	0	0	0	0
Premium Pay	1,209	750	1,750	500	0	0	500
Fringe Benefits	125,777	140,934	189,737	195,974	0	0	195,974
Other Capital Equip	5,795	365	1,200	12,341	0	0	12,341
Vehicle Fuel and Maint	0	0	200	200	0	0	200
Other Supplies	1,847	1,292	6,800	6,800	0	0	6,800
Travel Training	3,078	2,252	3,726	3,726	0	0	3,726
Professional Services	0	461	1,800	1,800	0	0	1,800
All Other Contr. Svcs	91,026	94,998	95,010	133,715	0	0	133,715
Program Expense	1,963	1,149	1,500	1,500	0	0	1,500
Other	3,118	5,587	8,665	8,665	0	0	8,665
Total Expenditures	522,182	558,218	697,364	774,194	0	0	774,194
Revenues							
State Aid	144,249	51,072	51,072	66,000	0	0	66,000
Local Revenues	216,258	364,459	382,000	438,000	0	0	438,000
Total Revenues	360,507	415,531	433,072	504,000	0	0	504,000
Budgeting Unit Net Local	161,675	142,687	264,292	270,194	0	0	270,194

4314 CLIENT FISCAL MGMT.

	2017 Actual	2018 Actual	2019 Modified	Target	Req OTR's	Rec OTR's	Total Rec
				2020			
Expenditures							
Salary and Wages	10,493	10,840	11,056	11,277	0	0	11,277
Fringe Benefits	4,555	4,909	5,396	5,397	0	0	5,397
All Other Contr. Svcs	1,848	0	0	0	0	0	0
Total Expenditures	16,896	15,749	16,452	16,674	0	0	16,674
Revenues							
State Aid	10,442	7,656	11,441	11,441	0	0	11,441
Total Revenues	10,442	7,656	11,441	11,441	0	0	11,441
Budgeting Unit Net Local	6,454	8,093	5,011	5,233	0	0	5,233

Mental Health Department

4318 I.C.M. CHILDREN'S NEEDS

	2017 Actual	2018 Actual	2019 Modified	Target	Req OTR's	Rec OTR's	Total Rec
				2020			
Expenditures							
Program Expense	24,491	22,949	0	0	0	0	0
Total Expenditures	24,491	22,949	0	0	0	0	0
Revenues							
State Aid	29,903	26,527	0	0	0	0	0
Total Revenues	29,903	26,527	0	0	0	0	0
Budgeting Unit Net Local	-5,412	-3,578	0	0	0	0	0

4321 UNITY HOUSE

	2017 Actual	2018 Actual	2019 Modified	Target	Req OTR's	Rec OTR's	Total Rec
				2020			
Expenditures							
Program Expense	197,318	341,478	193,266	344,131	0	0	344,131
Total Expenditures	197,318	341,478	193,266	344,131	0	0	344,131
Revenues							
State Aid	197,318	341,478	193,266	344,131	0	0	344,131
Total Revenues	197,318	341,478	193,266	344,131	0	0	344,131
Budgeting Unit Net Local	0	0	0	0	0	0	0

4323 BOCES

	2017 Actual	2018 Actual	2019 Modified	Target	Req OTR's	Rec OTR's	Total Rec
				2020			
Expenditures							
Program Expense	95,741	28,093	108,132	108,132	0	0	108,132
Total Expenditures	95,741	28,093	108,132	108,132	0	0	108,132
Revenues							
Federal Aid	95,741	0	0	0	0	0	0
State Aid	0	28,093	108,132	108,132	0	0	108,132
Total Revenues	95,741	28,093	108,132	108,132	0	0	108,132
Budgeting Unit Net Local	0	0	0	0	0	0	0

Mental Health Department

4324 MENTAL HEALTH ASSOC.

				Target	Req OTR's	Rec OTR's	Total Rec
	2017 Actual	2018 Actual	2019 Modified		2020		
Expenditures							
Program Expense	390,791	427,220	422,268	422,268	0	0	422,268
Total Expenditures	390,791	427,220	422,268	422,268	0	0	422,268
Revenues							
State Aid	390,791	395,736	390,789	390,789	0	0	390,789
Total Revenues	390,791	395,736	390,789	390,789	0	0	390,789
Budgeting Unit Net Local	0	31,484	31,479	31,479	0	0	31,479

4325 ALCOHOLISM COUNCIL

				Target	Req OTR's	Rec OTR's	Total Rec
	2017 Actual	2018 Actual	2019 Modified		2020		
Expenditures							
Program Expense	325,592	397,718	377,503	394,701	0	0	394,701
Total Expenditures	325,592	397,718	377,503	394,701	0	0	394,701
Revenues							
Federal Aid	120,648	0	0	0	0	0	0
State Aid	147,164	320,121	319,723	321,921	0	0	321,921
Total Revenues	267,812	320,121	319,723	321,921	0	0	321,921
Budgeting Unit Net Local	57,780	77,597	57,780	72,780	0	0	72,780

4326 ITHACA YOUTH BUREAU

				Target	Req OTR's	Rec OTR's	Total Rec
	2017 Actual	2018 Actual	2019 Modified		2020		
Expenditures							
Program Expense	136,334	136,334	136,334	136,334	0	0	136,334
Total Expenditures	136,334	136,334	136,334	136,334	0	0	136,334
Revenues							
Local Revenues	88,673	88,673	88,673	88,673	0	0	88,673
Total Revenues	88,673	88,673	88,673	88,673	0	0	88,673
Budgeting Unit Net Local	47,661	47,661	47,661	47,661	0	0	47,661

Mental Health Department

4327 SUICIDE PREVENTION

				Target	Req OTR's	Rec OTR's	Total Rec
	2017 Actual	2018 Actual	2019 Modified		2020		
Expenditures							
Program Expense	202,555	206,835	202,555	202,555	0	0	202,555
Total Expenditures	202,555	206,835	202,555	202,555	0	0	202,555
Revenues							
State Aid	163,481	157,762	163,481	163,481	0	0	163,481
Total Revenues	163,481	157,762	163,481	163,481	0	0	163,481
Budgeting Unit Net Local	39,074	49,073	39,074	39,074	0	0	39,074

4328 EMERGENCY COMM. SHELTER

				Target	Req OTR's	Rec OTR's	Total Rec
	2017 Actual	2018 Actual	2019 Modified		2020		
Expenditures							
Program Expense	65,513	32,754	65,513	65,513	0	0	65,513
Total Expenditures	65,513	32,754	65,513	65,513	0	0	65,513
Revenues							
Federal Aid	33,280	33,279	33,280	33,280	0	0	33,280
State Aid	32,233	45,876	32,233	32,233	0	0	32,233
Total Revenues	65,513	79,155	65,513	65,513	0	0	65,513
Budgeting Unit Net Local	0	-46,401	0	0	0	0	0

4329 CHALLENGE INDUSTRIES

				Target	Req OTR's	Rec OTR's	Total Rec
	2017 Actual	2018 Actual	2019 Modified		2020		
Expenditures							
Program Expense	574,682	589,025	587,457	587,457	0	0	587,457
Total Expenditures	574,682	589,025	587,457	587,457	0	0	587,457
Revenues							
State Aid	515,683	530,023	528,458	528,458	0	0	528,458
Total Revenues	515,683	530,023	528,458	528,458	0	0	528,458
Budgeting Unit Net Local	58,999	59,002	58,999	58,999	0	0	58,999

Mental Health Department

4330 HEALTH HOME				Target	Req OTR's	Rec OTR's	Total Rec
	2017 Actual	2018 Actual	2019 Modified		2020		
Expenditures							
Salary and Wages	541,483	549,277	563,584	593,361	0	0	593,361
Premium Pay	9,540	32,091	8,000	7,000	0	0	7,000
Fringe Benefits	239,272	263,302	278,990	287,333	0	0	287,333
Other Capital Equip	14,532	1,167	1,200	15,442	0	0	15,442
Vehicle Fuel and Maint	3,846	4,845	5,100	5,500	0	0	5,500
Other Supplies	1,375	1,489	1,200	2,100	0	0	2,100
Travel Training	4,084	1,040	2,000	2,000	0	0	2,000
All Other Contr. Svcs	171,858	171,593	171,685	199,781	0	0	199,781
Program Expense	88,860	68,083	74,375	74,375	0	0	74,375
Utilities	22,062	20,051	16,000	20,000	0	0	20,000
Other	11	0	0	0	0	0	0
Total Expenditures	1,096,923	1,112,938	1,122,134	1,206,892	0	0	1,206,892
Revenues							
State Aid	220,505	183,752	201,880	201,880	0	0	201,880
Local Revenues	434,109	517,304	430,000	605,000	0	0	605,000
Other Revenues	400	0	0	0	0	0	0
Total Revenues	655,014	701,056	631,880	806,880	0	0	806,880
Budgeting Unit Net Local	441,909	411,882	490,254	400,012	0	0	400,012

4331 ALPHA HOUSE				Target	Req OTR's	Rec OTR's	Total Rec
	2017 Actual	2018 Actual	2019 Modified		2020		
Expenditures							
Program Expense	1,169,023	1,138,072	1,119,369	1,143,986	0	0	1,143,986
Total Expenditures	1,169,023	1,138,072	1,119,369	1,143,986	0	0	1,143,986
Revenues							
Federal Aid	0	932,489	932,489	932,489	0	0	932,489
State Aid	1,169,023	205,583	186,880	211,497	0	0	211,497
Total Revenues	1,169,023	1,138,072	1,119,369	1,143,986	0	0	1,143,986
Budgeting Unit Net Local	0	0	0	0	0	0	0

Mental Health Department

4332 ADULT SUPPORTIVE HOUSING				Target	Req OTR's	Rec OTR's	Total Rec
	2017 Actual	2018 Actual	2019 Modified		2020		
Expenditures							
Program Expense	1,037,558	1,055,025	1,019,035	1,103,758	0	0	1,103,758
Total Expenditures	1,037,558	1,055,025	1,019,035	1,103,758	0	0	1,103,758
Revenues							
State Aid	1,037,558	1,055,025	1,019,035	1,103,758	0	0	1,103,758
Total Revenues	1,037,558	1,055,025	1,019,035	1,103,758	0	0	1,103,758
Budgeting Unit Net Local	0	0	0	0	0	0	0

4333 FAMILY & CHILDREN'S SVC.				Target	Req OTR's	Rec OTR's	Total Rec
	2017 Actual	2018 Actual	2019 Modified		2020		
Expenditures							
Program Expense	270,552	277,893	270,551	270,551	0	0	270,551
Total Expenditures	270,552	277,893	270,551	270,551	0	0	270,551
Revenues							
State Aid	270,552	277,895	270,551	270,551	0	0	270,551
Total Revenues	270,552	277,895	270,551	270,551	0	0	270,551
Budgeting Unit Net Local	0	-2	0	0	0	0	0

4336 CATHOLIC CHARITY				Target	Req OTR's	Rec OTR's	Total Rec
	2017 Actual	2018 Actual	2019 Modified		2020		
Expenditures							
Program Expense	5,117	6,114	5,117	5,117	0	0	5,117
Total Expenditures	5,117	6,114	5,117	5,117	0	0	5,117
Revenues							
State Aid	5,117	6,115	5,117	5,117	0	0	5,117
Total Revenues	5,117	6,115	5,117	5,117	0	0	5,117
Budgeting Unit Net Local	0	-1	0	0	0	0	0

4390 PSYCHIATRIC EXPENSE				Target	Req OTR's	Rec OTR's	Total Rec
	2017 Actual	2018 Actual	2019 Modified		2020		
Expenditures							
Mandate - Other	101,774	350,616	156,000	156,000	0	0	156,000
Total Expenditures	101,774	350,616	156,000	156,000	0	0	156,000
Budgeting Unit Net Local	101,774	350,616	156,000	156,000	0	0	156,000

Mental Health Department

6301 FRANZISKA RACKER CENTER

	2017 Actual	2018 Actual	2019 Modified	Target	Req OTR's	Rec OTR's	Total Rec
				2020			
Expenditures							
Program Expense	697,999	788,431	753,924	890,600	0	0	890,600
Total Expenditures	697,999	788,431	753,924	890,600	0	0	890,600
Revenues							
State Aid	177,749	177,768	177,749	198,068	0	0	198,068
Local Revenues	0	0	45,000	0	0	0	0
Other Revenues	486,690	577,104	531,175	658,918	0	0	658,918
Total Revenues	664,439	754,872	753,924	856,986	0	0	856,986
Budgeting Unit Net Local	33,560	33,559	0	33,614	0	0	33,614

Mental Health Department

OTR # 77 **Priority** 1 **OTR Name** Wellness Court Coordinator

Description The Ithaca Wellness and Recovery Court (IWRC) Resource Coordinator works in a New York State Unified Court System "problem solving court." The Resource Coordinator is responsible for establishing and maintaining relationships with community partners and treatment and service providers. The Resource Coordinator acts as a liaison between the court and treatment providers, case managers, attorneys, law enforcement, court clerks and all relevant stakeholders. The Resource Coordinator prepares written reports, update computer programs, maintains case files, and identifies referral sources. The Mental Health Court Resource Coordinator reports directly to the presiding judge of the Mental Health Court on a day-to-day basis and indirectly to the Commissioner of the Tompkins County Mental Health Services Department.

IWRC became operational April 2019. It's operational with positive early outcomes in the higher than anticipated referrals during the first 2 months. The IWRC Coordinator collaborated with the community partners and completed process mapping to streamline entry, monitoring and discharge of participants of this court. The IWRC is establishing outcomes utilizing the county RBA structure and anticipates 4th quarter 2019 results.

		<u>Account</u>	<u>Requested</u>	<u>Recommended</u>
4310	51000561	MH COURT RESOURCE	46,298 ONE-TIME	46,298 ONE-TIME
4310	42797	OTHER LOCAL GOVT	-25,000 ONE-TIME	-25,000 ONE-TIME
4310	58800	FRINGES	22,158 ONE-TIME	22,158 ONE-TIME
Local Share			43,456	43,456
Mental Health Department Total			43,456	43,456

Outside Colleges

This budgeting unit holds the appropriation with which Tompkins County fulfills the state-mandate to reimburse tuition expenses for Tompkins County residents attending community colleges outside Tompkins County.

Consolidated Budget

	2017 Actual	2018 Actual	2019 Modified	2020			Total Rec
				Target	Req OTR's	Rec OTR's	
Expenditures							
Mandate - Other	364,532	411,450	420,000	440,000	0	0	440,000
Total Expenditures	364,532	411,450	420,000	440,000	0	0	440,000
Revenues							
Total Revenues	0	0	0	0	0	0	0
Dept. Net Local	364,532	411,450	420,000	440,000	0	0	440,000

Outside Colleges

2490 COMM.COLLO'SIDE COUNTY

	2017 Actual	2018 Actual	2019 Modified	Target	Req OTR's	Rec OTR's	Total Rec
					2020		
Expenditures							
Mandate - Other	364,532	411,450	420,000	440,000	0	0	440,000
Total Expenditures	364,532	411,450	420,000	440,000	0	0	440,000
Revenues							
Total Revenues	0	0	0	0	0	0	0
Budgeting Unit Net Local	364,532	411,450	420,000	440,000	0	0	440,000

Planning and Sustainability, Department of

The County Charter charges the Department of Planning and Sustainability with preparing a comprehensive plan for the development of the county; collecting and distributing data and information on the County's population, land use, housing, environment, and community facilities; preparing planning studies and analyses; coordinating sustainability efforts within County government and collaborating with others on community-wide and regional sustainability efforts; and acting as a resource for county agencies and communities seeking funding from sources other than County government. The Department's focus is on implementing the Tompkins County Comprehensive Plan, and related strategies in the areas of housing, energy, conservation, development, and tourism. The Department is also responsible for administration of the County's Tourism program.

Consolidated Budget

	2017 Actual	2018 Actual	2019 Modified	2020			Total Rec
				Target	Req OTR's	Rec OTR's	
Expenditures							
Salary and Wages	579,000	623,600	749,868	709,559	62,962	62,962	772,521
Premium Pay	10,395	19,402	8,250	8,500	0	0	8,500
Fringe Benefits	252,926	289,448	369,511	340,444	30,133	30,133	370,577
Automotive Equipment	0	0	35,800	0	0	0	0
Other Capital Equip	5,035	11,801	7,200	6,525	0	0	6,525
Vehicle Fuel and Maint	675	675	2,700	840	0	0	840
Other Supplies	2,832	3,324	5,880	5,785	2,000	0	5,785
Travel Training	9,197	2,825	4,929	3,785	0	0	3,785
Professional Services	60,336	180,798	324,515	0	41,400	41,400	41,400
All Other Contr. Svcs	3,028	2,928	5,800	7,950	0	0	7,950
Program Expense	176,137	111,788	262,670	93,925	59,815	51,815	145,740
Utilities	1,419	1,240	1,700	1,700	0	0	1,700
Rent	250	200	350	900	0	0	900
Other	9,943	5,430	120,867	18,137	10,000	10,000	28,137
Total Expenditures	1,111,173	1,253,459	1,900,040	1,198,050	206,310	196,310	1,394,360
Revenues							
Federal Aid	56,566	118,909	87,375	0	0	0	0
State Aid	30,779	109,806	384,545	62,500	55,000	55,000	117,500
Local Revenues	155,709	146,076	168,150	170,561	0	0	170,561
Other Revenues	1,615	61,692	81,330	15,600	35,000	35,000	50,600
Interfund Transf & Rev	9,526	0	7,000	4,200	0	0	4,200
Applied Rollover (Rev.)	0	0	68,550	0	20,000	20,000	20,000
Total Revenues	254,195	436,483	796,950	252,861	110,000	110,000	362,861
Dept. Net Local	856,978	816,976	1,103,090	945,189	96,310	86,310	1,031,499

Planning and Sustainability, Department of

Full Time Equivalents

	2016 Budget	2017 Budget	2018 Budget	2019 Budget	2020 Target	OTR Req	OTR Rec	2020 Total
Administrative Assistant	0.50	1.00	1.00	1.00	1.00	0.00	0.00	1.00
Associate Planner	0.00	0.00	2.00	2.00	2.00	0.00	0.00	2.00
Commissioner	1.00	1.00	1.00	1.00	1.00	0.00	0.00	1.00
Deputy Commissioner of Planning	1.00	1.00	1.00	1.00	1.00	0.00	0.00	1.00
GIS Analyst	0.88	0.88	0.88	0.88	0.88	0.00	0.00	0.88
Planning Administrator	1.00	1.00	1.00	1.00	1.00	0.00	0.00	1.00
Principal Account Clerk/Typist	1.00	1.00	0.88	0.88	0.88	0.00	0.00	0.88
Principal Pinner - Tourism Program	0.00	0.94	0.94	0.94	0.94	0.00	0.00	0.94
Senior Planner	3.00	2.00	2.00	2.00	1.00	1.00	1.00	2.00
	8.38	8.82	10.70	10.70	9.70	1.00	1.00	10.70

Planning and Sustainability, Department of

8020 COMMUNITY PLANNING

	2017 Actual	2018 Actual	2019 Modified	Target	Req OTR's	Rec OTR's	Total Rec
				2020			
Expenditures							
Salary and Wages	579,000	623,600	749,868	709,559	62,962	62,962	772,521
Premium Pay	10,395	19,402	8,250	8,500	0	0	8,500
Fringe Benefits	252,926	289,448	369,511	340,444	30,133	30,133	370,577
Automotive Equipment	0	0	35,800	0	0	0	0
Other Capital Equip	4,878	11,664	7,200	6,525	0	0	6,525
Vehicle Fuel and Maint	675	675	2,700	840	0	0	840
Other Supplies	2,540	2,998	5,880	5,785	2,000	0	5,785
Travel Training	7,211	2,825	4,929	3,785	0	0	3,785
Professional Services	0	15,892	24,946	0	41,400	41,400	41,400
All Other Contr. Svcs	3,028	2,928	5,800	7,950	0	0	7,950
Program Expense	29,021	7,940	6,425	78,925	59,815	51,815	130,740
Utilities	1,419	1,240	1,700	1,700	0	0	1,700
Rent	0	0	350	900	0	0	900
Other	7,703	3,930	4,067	18,137	10,000	10,000	28,137
Total Expenditures	898,796	982,542	1,227,426	1,183,050	206,310	196,310	1,379,360
Revenues							
Federal Aid	26,450	0	0	0	0	0	0
State Aid	0	39,421	0	62,500	55,000	55,000	117,500
Local Revenues	153,024	145,000	168,150	170,561	0	0	170,561
Other Revenues	1,458	6,622	13,400	600	35,000	35,000	35,600
Interfund Transf & Rev	9,526	0	7,000	4,200	0	0	4,200
Applied Rollover (Rev.)	0	0	23,550	0	20,000	20,000	20,000
Total Revenues	190,458	191,043	212,100	237,861	110,000	110,000	347,861
Budgeting Unit Net Local	708,338	791,499	1,015,326	945,189	96,310	86,310	1,031,499

8021 CAP RESERVE - RES PROTECT

	2017 Actual	2018 Actual	2019 Modified	Target	Req OTR's	Rec OTR's	Total Rec
				2020			
Expenditures							
Total Expenditures	0	0	0	0	0	0	0
Revenues							
Total Revenues	0	0	0	0	0	0	0
Budgeting Unit Net Local	0	0	0	0	0	0	0

Planning and Sustainability, Department of

8022 TOURISM PLAN & PROG DEVEL

	2017 Actual	2018 Actual	2019 Modified	Target	Req OTR's	Rec OTR's	Total Rec
				2020			
Expenditures							
Other Capital Equip	157	137	0	0	0	0	0
Other Supplies	292	326	0	0	0	0	0
Travel Training	1,986	0	0	0	0	0	0
Rent	250	200	0	0	0	0	0
Other	740	0	0	0	0	0	0
Total Expenditures	3,425	663	0	0	0	0	0
Revenues							
Local Revenues	2,685	1,076	0	0	0	0	0
Total Revenues	2,685	1,076	0	0	0	0	0
Budgeting Unit Net Local	740	-413	0	0	0	0	0

8027 GOVERNMENT PLANNING

	2017 Actual	2018 Actual	2019 Modified	Target	Req OTR's	Rec OTR's	Total Rec
				2020			
Expenditures							
Professional Services	60,336	164,906	299,569	0	0	0	0
Program Expense	147,116	93,848	241,245	0	0	0	0
Other	1,500	1,500	116,800	0	0	0	0
Total Expenditures	208,952	260,254	657,614	0	0	0	0
Revenues							
Federal Aid	30,116	118,909	87,375	0	0	0	0
State Aid	30,779	70,385	384,545	0	0	0	0
Other Revenues	0	55,070	52,930	0	0	0	0
Applied Rollover (Rev.)	0	0	45,000	0	0	0	0
Total Revenues	60,895	244,364	569,850	0	0	0	0
Budgeting Unit Net Local	148,057	15,890	87,764	0	0	0	0

Planning and Sustainability, Department of

8710 COUNTY FORESTRY

	2017 Actual	2018 Actual	2019 Modified	Target	Req OTR's	Rec OTR's	Total Rec
				2020			
Expenditures							
Program Expense	0	10,000	15,000	15,000	0	0	15,000
Total Expenditures	0	10,000	15,000	15,000	0	0	15,000
Revenues							
Other Revenues	157	0	15,000	15,000	0	0	15,000
Total Revenues	157	0	15,000	15,000	0	0	15,000
Budgeting Unit Net Local	-157	10,000	0	0	0	0	0

Planning and Sustainability, Department of

OTR # 24 **Priority** 1 **OTR Name** Business Energy Advisors Program

Description Year 3 of 3-Year OTR/Request for Target Increase: In adopting the 2018 budget, the Legislature approved \$50,000 per year for three years to initiate this program.

Since the program launched in August 2018, nearly 20 businesses have participated - roughly doubling expectations. Given the BEA's current success and expected trajectory, we are requesting that the staff position begin the process of transitioning to be permanent, full-time in order to a) offer predictability for future years to businesses and current staff, b) allow the energy specialist to continue to work on energy-related projects for the County, including assisting the airport in its efforts to obtain funding for its geothermal system, and c) allow the energy specialist to assist the County in achieving its vision for net-zero government operations.

Instead of requesting the third year of the 3-year OTR (\$50,000) to help support this program in 2020, we are requesting that the program/position be funded with \$46,310 in target funds in 2020, as the first step of a 2-step process to fully funding this program (including the Senior Planner - Energy Specialist position) using target funds in the 2021 budget.

Besides County support, program revenue comes from two sources: \$55,000 from NYSERDA to pay for program and position expenses (year 3 of a three year grant) and \$35,000 from Tompkins County IDA that can only be used to pay for consulting services to support businesses. These are included below as One-Time funds. In 2020, the position and related non-consultant program costs amounts to \$101,310 (\$62,962+\$30,133+\$1,815+\$6,400). This is offset by the \$55,000 NYSERDA grant in 2020 only, as this is the last year of grant funding and we anticipate requesting the County to fully-fund the position/program in 2021.

The BEA Program provides independent, neutral, expert advice to assist businesses to plan, evaluate and finance energy improvements. The program serves new construction, expansion, and major renovation. In the second half of 2019 the BEA program expects to launch a one-year NYSERDA-funded pilot program to provide outreach and technical assistance to existing commercial buildings in the Lansing natural gas moratorium area.

		<u>Account</u>	<u>Requested</u>	<u>Recommended</u>
8020	42070	CONTRIB FR PRIV	-35,000 ONE-TIME	-35,000 ONE-TIME
8020	43959	STATE AID PLANNING	-55,000 ONE-TIME	-55,000 ONE-TIME
8020	51000679	SR PLANNER-ENERGY	62,962 TARGET	62,962 TARGET
8020	58800	FRINGES	30,133 TARGET	30,133 TARGET
8020	54400	PROGRAM EXPENSE	1,815 TARGET	1,815 TARGET
8020	54442	PROFESSIONAL SERVICES	35,000 ONE-TIME	35,000 ONE-TIME
8020	54442	PROFESSIONAL SERVICES	6,400 TARGET	6,400 TARGET
Local Share			46,310	46,310

Planning and Sustainability, Department of

OTR # 25 **Priority** 2 **OTR Name** Municipal Housing Affordability and Infrastructure Grant Program

Description

Year 2 of a 3-year OTR: In 2019, the Legislature funded a 1-year OTR to launch the Tompkins County Municipal Housing Affordability Grant Program to assist municipalities pursuing efforts to support housing affordable to County residents. This OTR would continue this effort as a three-year program through 2022, while emphasizing that its scope also includes planning and grant-writing for infrastructure improvements in the identified development nodes in Tompkins County. We are proposing to apply \$20,000 of certified rollover funds to this program in 2020.

Since the program launched in March 2019, two projects have been funded: the Town of Lansing's Town Center Traffic Study (\$10,000) and the Village of Dryden's hiring of a grant consultant to pursue a housing-focused grant program (\$5,000). While it is still too early to determine the ultimate success of the program, these initial projects, combined with conversations with municipal officials who have expressed interest in the program but a need for more time to develop proposals, have indicated the need to extend the program.

We are requesting that the grant program be extended until 2022 in order to: a) offer predictability that the funding will be there in future years to municipalities considering affordable housing and infrastructure needs, b) continue to encourage collaboration and partnership between the County and municipal governments, and c) continue to enhance capacity of municipalities applying for state or federal funding related to housing affordability and infrastructure improvements; increase the amount of housing that is available and affordable for Tompkins County residents; and improve and maintain the affordability of existing housing. After 2022 an assessment of the program should be completed to determine if projects supported by this program positively impacted affordable housing in the county.

		<u>Account</u>	<u>Requested</u>	<u>Recommended</u>
8020	54400	PROGRAM EXPENSE	30,000 ONE-TIME	30,000 ONE-TIME
8020	41084	USE OF ROLLOVER	-20,000 ROLLOVER	-20,000 ROLLOVER
8020	54400	PROGRAM EXPENSE	20,000 ROLLOVER	20,000 ROLLOVER
Local Share			30,000	30,000

OTR # 26 **Priority** 3 **OTR Name** Southern Tier 8 Membership Dues

Description

Year 3 of 3-Year OTR: In the 2018 budget, the Legislature approved membership dues for a three-year period to participate on the Southern Tier 8 Regional Board (ST8), at the end of which the County would evaluate whether to continue its membership.

ST8 operates under joint resolution of the legislative bodies of its member counties: Broome, Chenango, Cortland, Delaware, Otsego, Schoharie, Tioga and Tompkins.

In the past year, County staff attended informative workshops hosted by ST8 (the Southern Tier Industry Summit and Agriculture and Food Industry Summit); helped launch a grant-funded Energy Infrastructure Assessment and Strategy for all eight Counties; and helped to shepherd three applications from entities in Tompkins County to compete for funding through the Appalachian Regional Commission (ARC) Area-wide Grants (funds that would not be available to entities in Tompkins without County participation in ST8). Additionally, three local organizations (Town of Newfield, Groundswell Center for Local Food and Farming, and Cornell Cooperative Extension of Tompkins County) were approved by New York State for ARC funding last year and are pending final approval in Washington, D.C.

		<u>Account</u>	<u>Requested</u>	<u>Recommended</u>
8020	54416	MEMBERSHIP DUES	10,000 ONE-TIME	10,000 ONE-TIME
Local Share			10,000	10,000

Planning and Sustainability, Department of

OTR # 27 **Priority** 4 **OTR Name** Advisory Board Priorities

Description New 1-year OTR: There are two parts to this OTR.

A. Climate Action Committee (\$2,000). The Environmental Management Council is requesting funding to support its Climate Adaptation Committee as it continues the EMC's long-standing role in conducting public education on environmental matters. The requested funds would be used to print brochures that would promote steps that can be taken by residents, farms, and small businesses to ameliorate and control flooding and to adopt carbon-sequestration practices. The brochures will lay out choices people can make and actions they can take to make change happen locally. The Committee's work would be coordinated with staff to ensure consistency with other County efforts.

B. Clean Boating Map (\$8,000). The Water Resources Council (WRC) proposes to design and print 2000 copies of a map of Cayuga Lake showing boating services available around the lake that also provides information on clean boating techniques. Clean boating techniques can help to reduce contamination of the lake and the spread of invasive species between water bodies. The folded map would be printed on weather resistant materials suitable for storage and use on open waters. In the past, the WRC developed a brochure that provided information on clean boating techniques only. This project (which has been under development for three years) would continue to provide that information, but in a more compelling package to encourage broad use.

The Legislature provided funding for this project as an OTR in 2019. The Water Resources Council may not be able to complete this work in 2019, so they have requested these funds be available to them in 2020. If the WRC is able to complete the work prior to the 2020 budget being adopted, the Department will withdraw this portion of this OTR request.

		<u>Account</u>	<u>Requested</u>	<u>Recommended</u>
8020	54330	PRINTING	2,000 ONE-TIME	0 ONE-TIME
8020	54400	PROGRAM EXPENSE	8,000 ONE-TIME	0 ONE-TIME
Local Share			10,000	0
Planning and Sustainability, Department of Total			96,310	86,310

Probation and Community Justice

The Department of Probation and Community Justice provides the following mandatory services, stipulated within the Executive Law, as follows: (1) Intake, defined as a service for Family Court cases, designed to resolve problems on a voluntary basis and refer only those matters that require Court intervention; (2) Investigations, defined as a service whereby Probation Officers look into the legal and social background of persons who have been convicted of crimes, or of those charged with violations of articles within the Family Court Act, or of persons interested in finalizing a private adoption, in order to offer a recommendation to the Court with regard to sentence or disposition; (3) Supervision, defined as the monitoring of individuals sentenced to or placed on Probation, for the purpose of guaranteeing their compliance with specific Court-ordered conditions. The Probation Department also offers discretionary services including a wide range of alternative programs, designed to function together as a system of graduated sanctions. The services include differential supervision, community service, specialized caseloads, electronic monitoring, drug courts, and day reporting. Additionally, probation officers conduct drug testing and monitor compliance. When probationers fail to comply with their conditions of Probation, officers are charged with the responsibility of reporting to the courts and, if necessary, filing a Violation of Probation. Additionally, clients who perform well while under supervision are recommended for early, honorable discharge from Probation.

Consolidated Budget

	2017 Actual	2018 Actual	2019 Modified	2020			
				Target	Req OTR's	Rec OTR's	Total Rec
Expenditures							
Salary and Wages	2,094,119	2,179,734	2,414,475	2,407,239	0	0	2,407,239
Overtime	0	71	0	0	0	0	0
Premium Pay	31,682	85,136	33,500	29,250	0	0	29,250
Fringe Benefits	922,914	1,012,458	1,194,541	1,166,103	0	0	1,166,103
Other Capital Equip	23,310	22,991	14,750	34,776	0	0	34,776
Vehicle Fuel and Maint	3,934	4,281	5,500	5,400	0	0	5,400
Other Supplies	16,085	17,045	15,100	17,482	0	0	17,482
Travel Training	19,037	19,371	12,250	13,750	0	0	13,750
Professional Services	157,765	88,723	117,587	103,803	11,000	11,000	114,803
All Other Contr. Svcs	850	850	1,315	0	0	0	0
Program Expense	1,937	1,619	5,410	1,900	0	0	1,900
Utilities	5,579	6,058	7,140	7,140	0	0	7,140
Other	16,684	18,355	19,400	19,950	0	0	19,950
Total Expenditures	3,293,896	3,456,692	3,840,968	3,806,793	11,000	11,000	3,817,793
Revenues							
State Aid	344,891	344,891	344,189	339,590	4,600	4,600	344,190
Local Revenues	35,616	31,945	37,500	30,800	0	0	30,800
Other Revenues	313,513	328,638	350,042	337,625	0	0	337,625
Total Revenues	694,020	705,474	731,731	708,015	4,600	4,600	712,615
Dept. Net Local	2,599,876	2,751,218	3,109,237	3,098,778	6,400	6,400	3,105,178

Probation and Community Justice

Full Time Equivalents

	2016 Budget	2017 Budget	2018 Budget	2019 Budget	2020 Target	OTR Req	OTR Rec	2020 Total
Account Clerk Typist	0.00	0.00	0.00	0.00	1.00	0.00	0.00	1.00
Administrative Assistant Level 2	0.00	0.00	1.00	1.00	0.00	0.00	0.00	0.00
Administrative Assistant	1.00	1.00	1.00	1.00	0.00	0.00	0.00	0.00
Administrative Assistant-Level 1	0.00	1.00	0.00	0.00	0.00	0.00	0.00	0.00
Administrative Assistant-Level 3	1.00	1.00	1.00	1.00	2.00	0.00	0.00	2.00
Administrative Services Coordinator	1.00	1.00	1.00	1.00	1.00	0.00	0.00	1.00
Deputy Probation Director	1.00	1.00	1.00	1.00	1.00	0.00	0.00	1.00
Information Aide	1.00	0.00	0.00	0.00	0.00	0.00	0.00	0.00
Principal Account Clerk Typist	0.00	0.00	0.00	0.00	1.00	0.00	0.00	1.00
Probation Assistant	1.00	1.00	1.00	1.00	1.00	0.00	0.00	1.00
Probation Director	1.00	1.00	1.00	1.00	1.00	0.00	0.00	1.00
Probation Officer	12.00	12.00	12.00	13.00	13.00	0.00	0.00	13.00
Probation Supervisor	3.00	3.00	3.00	3.00	3.00	0.00	0.00	3.00
Probation Systems Analyst	0.00	1.00	1.00	1.00	1.00	0.00	0.00	1.00
Security Officer	1.00	1.00	1.00	1.00	1.00	0.00	0.00	1.00
Senior Account Clerk/Typist	1.00	1.00	1.00	1.00	0.00	0.00	0.00	0.00
Senior Probation Officer	6.00	6.00	7.00	7.50	7.00	0.00	0.00	7.00
Systems Analyst	1.00	0.00	0.00	0.00	0.00	0.00	0.00	0.00
Work Project Supervisor	2.00	2.00	2.00	2.00	2.00	0.00	0.00	2.00
Workforce Development Specialist	1.00	1.00	1.00	1.00	1.00	0.00	0.00	1.00
	34.00	34.00	35.00	36.50	36.00	0.00	0.00	36.00

Probation and Community Justice

3140 PLNG. & COORD. (PROBAT.)				Target	Req OTR's	Rec OTR's	Total Rec
	2017 Actual	2018 Actual	2019 Modified		2020		
Expenditures							
Salary and Wages	131,365	134,218	137,236	139,981	0	0	139,981
Premium Pay	1,025	2,125	2,500	2,625	0	0	2,625
Fringe Benefits	57,470	61,750	68,205	68,251	0	0	68,251
Total Expenditures	189,860	198,093	207,941	210,857	0	0	210,857
Revenues							
State Aid	16,961	16,961	16,068	15,702	0	0	15,702
Other Revenues	38,069	40,850	41,890	42,618	0	0	42,618
Total Revenues	55,030	57,811	57,958	58,320	0	0	58,320
Budgeting Unit Net Local	134,830	140,282	149,983	152,537	0	0	152,537

3141 ALTERNATIVES TO INCARC.				Target	Req OTR's	Rec OTR's	Total Rec
	2017 Actual	2018 Actual	2019 Modified		2020		
Expenditures							
Salary and Wages	572,837	595,850	690,612	689,368	0	0	689,368
Overtime	0	6	0	0	0	0	0
Premium Pay	15,542	62,708	12,450	12,475	0	0	12,475
Fringe Benefits	255,415	298,500	342,849	335,902	0	0	335,902
Other Capital Equip	2,365	2,340	2,920	6,955	0	0	6,955
Vehicle Fuel and Maint	3,934	4,281	5,500	5,400	0	0	5,400
Other Supplies	1,427	1,667	1,630	2,670	0	0	2,670
Travel Training	6,502	5,211	4,000	4,300	0	0	4,300
Professional Services	26,176	27,391	38,500	38,500	0	0	38,500
All Other Contr. Svcs	85	85	190	0	0	0	0
Program Expense	0	160	0	0	0	0	0
Utilities	847	927	960	960	0	0	960
Other	5,509	5,748	5,100	5,250	0	0	5,250
Total Expenditures	890,639	1,004,874	1,104,711	1,101,780	0	0	1,101,780
Revenues							
State Aid	95,225	106,806	101,228	99,405	0	0	99,405
Local Revenues	888	927	760	760	0	0	760
Other Revenues	6,099	6,972	10,000	10,000	0	0	10,000
Total Revenues	102,212	114,705	111,988	110,165	0	0	110,165
Budgeting Unit Net Local	788,427	890,169	992,723	991,615	0	0	991,615

Probation and Community Justice

3142 PROBATION INTAKE/INVESTIG

	2017 Actual	2018 Actual	2019 Modified	Target	Req OTR's	Rec OTR's	Total Rec
				2020			
Expenditures							
Salary and Wages	1,279,875	1,337,245	1,468,538	1,457,439	0	0	1,457,439
Overtime	0	65	0	0	0	0	0
Premium Pay	13,354	15,524	16,250	11,725	0	0	11,725
Fringe Benefits	561,409	599,128	724,725	703,142	0	0	703,142
Other Capital Equip	19,529	20,651	11,830	27,821	0	0	27,821
Other Supplies	9,659	8,757	7,920	11,997	0	0	11,997
Travel Training	12,435	13,990	8,000	9,200	0	0	9,200
Professional Services	17,270	20,272	19,905	20,300	11,000	11,000	31,300
All Other Contr. Svcs	340	340	750	0	0	0	0
Program Expense	1,937	1,459	5,410	1,900	0	0	1,900
Utilities	4,466	4,857	5,340	5,340	0	0	5,340
Other	11,175	12,607	14,300	14,700	0	0	14,700
Total Expenditures	1,931,449	2,034,895	2,282,968	2,263,564	11,000	11,000	2,274,564
Revenues							
State Aid	214,738	203,143	209,879	207,497	4,600	4,600	212,097
Local Revenues	34,728	31,018	36,740	30,040	0	0	30,040
Other Revenues	269,345	268,316	281,273	285,007	0	0	285,007
Total Revenues	518,811	502,477	527,892	522,544	4,600	4,600	527,144
Budgeting Unit Net Local	1,412,638	1,532,418	1,755,076	1,741,020	6,400	6,400	1,747,420

3160 ATI INITIATIVES

	2017 Actual	2018 Actual	2019 Modified	Target	Req OTR's	Rec OTR's	Total Rec
				2020			
Expenditures							
Salary and Wages	110,042	112,421	118,089	120,451	0	0	120,451
Premium Pay	1,761	4,779	2,300	2,425	0	0	2,425
Fringe Benefits	48,620	53,080	58,762	58,808	0	0	58,808
Other Capital Equip	1,416	0	0	0	0	0	0
Other Supplies	2,477	3,380	3,675	2,815	0	0	2,815
Travel Training	100	170	250	250	0	0	250
Professional Services	23,990	27,243	27,882	28,381	0	0	28,381
All Other Contr. Svcs	425	425	375	0	0	0	0
Utilities	266	274	840	840	0	0	840
Total Expenditures	189,097	201,772	212,173	213,970	0	0	213,970
Revenues							
State Aid	17,967	17,981	17,014	16,986	0	0	16,986
Total Revenues	17,967	17,981	17,014	16,986	0	0	16,986
Budgeting Unit Net Local	171,130	183,791	195,159	196,984	0	0	196,984

Probation and Community Justice

3989 DRUG COURT SUPP GRNT - 2016

				Target	Req OTR's	Rec OTR's	Total Rec
	2017 Actual	2018 Actual	2019 Modified	2020			
Expenditures							
Other Supplies	2,522	1,381	0	0	0	0	0
Professional Services	7,941	1,828	0	0	0	0	0
Total Expenditures	10,463	3,209	0	0	0	0	0
Revenues							
Total Revenues	0	0	0	0	0	0	0
Budgeting Unit Net Local	10,463	3,209	0	0	0	0	0

3990 DRUG COURT SUPP GRNT - 2013

				Target	Req OTR's	Rec OTR's	Total Rec
	2017 Actual	2018 Actual	2019 Modified	2020			
Expenditures							
Other Supplies	0	1,860	1,875	0	0	0	0
Professional Services	0	4,964	15,004	0	0	0	0
Total Expenditures	0	6,824	16,879	0	0	0	0
Revenues							
Other Revenues	0	12,500	16,879	0	0	0	0
Total Revenues	0	12,500	16,879	0	0	0	0
Budgeting Unit Net Local	0	-5,676	0	0	0	0	0

3994 RE-ENTRY PROGRAM

				Target	Req OTR's	Rec OTR's	Total Rec
	2017 Actual	2018 Actual	2019 Modified	2020			
Expenditures							
Professional Services	82,388	7,025	16,296	16,622	0	0	16,622
Total Expenditures	82,388	7,025	16,296	16,622	0	0	16,622
Revenues							
Total Revenues	0	0	0	0	0	0	0
Budgeting Unit Net Local	82,388	7,025	16,296	16,622	0	0	16,622

Probation and Community Justice

OTR # 95 **Priority** 1 **OTR Name** Local Target Funding for SCRAM Bracelets

Description This OTR asks for \$11,000 in Target Funding to shift the cost for monitoring Secure Continuous Remote Alcohol Monitoring (SCRAM) Bracelets from STOP DWI to the Department of Probation and Community Justice. Funding for SCRAM Bracelet monitoring has historically been budgeted in the STOP DWI budget and supported with DWI fine revenue, although the program is administered by Probation.

The STOP-DWI program was designed to function as a financially self-sustaining alcohol and highway safety program, funded entirely from fines paid by persons convicted of drunk driving. Over the last decade, arrests for DWI throughout Tompkins County have decreased by nearly 50%, mirroring statewide trends, and leading to drastic reductions in fine revenue. Local Target funding is now necessary to sustain the ongoing monitoring cost for SCRAM bracelets, and this OTR shifts that ongoing cost and the funding to cover it over to Probation.

Additionally, the Department of Probation and Community Justice has agreed to assume the Ignition Interlock Monitoring caseload previously managed in the STOP DWI Program. NY State provides a small amount of funding to offset the Interlock Monitoring costs, and the budget for that revenue will be transferred to Probation along with the Interlock caseload.

		<u>Account</u>	<u>Requested</u>		<u>Recommended</u>	
3142	54442	PROFESSIONAL SERVICES	11,000	TARGET	11,000	TARGET
3142	43389	OTHER PUBLIC SAFETY	-4,600	TARGET	-4,600	TARGET
Local Share			6,400		6,400	
Probation and Community Justice Total			6,400		6,400	

Recycling and Materials Management, Department of

The mission of the Recycling and Materials Management Department is to develop and implement a sustainable materials management strategy for Tompkins County. With a focus on the state's solid waste management hierarchy, this approach utilizes and prioritizes environmentally sound, cost-effective, socially responsible, and safe practices. This is accomplished through coordinated administrative, operational, and educational programs that maximize diversion with the 4R's (Reduce, Reuse, Recycle, and Rebuy) as a focal point.

Consolidated Budget

	2017 Actual	2018 Actual	2019 Modified	2020			
				Target	Req OTR's	Rec OTR's	Total Rec
Expenditures							
Salary and Wages	690,464	791,149	788,928	790,650	0	0	790,650
Overtime	475	1,432	3,063	9,600	0	0	9,600
Premium Pay	4,075	16,952	9,686	10,286	0	0	10,286
Fringe Benefits	298,191	351,884	387,932	387,922	0	0	387,922
Automotive Equipment	30,629	44,214	0	0	0	0	0
Other Capital Equip	105,781	56,505	156,018	132,263	0	0	132,263
Highway Materials	1,980	861	3,150	5,100	0	0	5,100
Vehicle Fuel and Maint	2,619	3,726	10,551	14,267	0	0	14,267
Other Supplies	44,018	31,987	42,495	32,751	0	0	32,751
Travel Training	6,259	11,055	12,815	15,644	0	0	15,644
Professional Services	3,694,547	4,288,070	4,298,707	4,637,997	0	0	4,637,997
All Other Contr. Svcs	7,497	7,405	22,253	28,564	0	0	28,564
Program Expense	36,822	61,875	64,350	65,750	0	0	65,750
Maintenance	27,211	43,161	39,000	44,720	0	0	44,720
Utilities	27,884	28,878	32,190	36,850	0	0	36,850
Other	177,249	181,569	192,032	208,820	0	0	208,820
Other Finance	257,879	759,828	176,552	175,227	0	0	175,227
Total Expenditures	5,413,580	6,680,551	6,239,722	6,596,411	0	0	6,596,411
Revenues							
State Aid	100,489	103,748	399,600	167,000	0	0	167,000
Other Revenues	5,959,175	5,583,711	5,833,228	6,119,174	0	0	6,119,174
Use of Fund Balance	0	0	0	310,237	0	0	310,237
Total Revenues	6,059,664	5,687,459	6,232,828	6,596,411	0	0	6,596,411
Dept. Net Local	-646,084	993,092	6,894	0	0	0	0

Recycling and Materials Management, Department of

Full Time Equivalents

	2016 Budget	2017 Budget	2018 Budget	2019 Budget	2020 Target	OTR Req	OTR Rec	2020 Total
Account Clerk Typist	0.00	1.00	1.00	0.00	0.00	0.00	0.00	0.00
Administrative Assistant 2	0.00	0.00	0.00	0.50	0.00	0.00	0.00	0.00
Administrative Assistant 3	0.00	0.00	0.00	0.00	1.00	0.00	0.00	1.00
Administrative Assistant 4	0.00	0.00	0.00	0.00	1.00	0.00	0.00	1.00
Assistant Recycling Specialist	3.00	3.00	0.00	0.00	0.00	0.00	0.00	0.00
Communication & Administrative	1.00	1.00	1.00	1.00	0.00	0.00	0.00	0.00
Communications Specialist	1.00	1.00	1.00	1.00	1.00	0.00	0.00	1.00
Deputy Director of Recycling and	1.00	1.00	1.00	1.00	1.00	0.00	0.00	1.00
Director of Recycling and Materials	1.00	1.00	1.00	1.00	1.00	0.00	0.00	1.00
Fiscal Coordinator	0.00	0.00	1.00	1.00	1.00	0.00	0.00	1.00
Information Aide	0.00	0.00	0.50	0.00	0.00	0.00	0.00	0.00
Principal Account Clerk/Typist	1.00	1.00	0.00	0.00	0.00	0.00	0.00	0.00
Recycling Assistant	0.00	0.00	0.00	1.00	1.00	0.00	0.00	1.00
Secretary	1.00	0.00	0.00	0.00	0.00	0.00	0.00	0.00
Senior Account Clerk/Typist	1.00	1.00	1.00	2.00	1.00	0.00	0.00	1.00
Senior Typist	1.00	0.00	0.00	0.00	0.00	0.00	0.00	0.00
Senior Weigh Scale Operator	1.00	1.00	1.00	1.00	1.00	0.00	0.00	1.00
Solid Waste Enforcement Officer	1.00	1.00	1.00	1.00	1.00	0.00	0.00	1.00
Waste Reduction & Recycling	1.00	1.00	4.00	3.00	3.00	0.00	0.00	3.00
Weigh Scale Operator	1.00	1.00	0.90	0.80	0.90	0.00	0.00	0.90
	15.00	14.00	14.40	14.30	13.90	0.00	0.00	13.90

Recycling and Materials Management, Department of

8160 SOLID WASTE DISPOSAL

	2017 Actual	2018 Actual	2019 Modified	Target	Req OTR's	Rec OTR's	Total Rec
				2020			
Expenditures							
Salary and Wages	221,675	220,758	190,746	131,322	0	0	131,322
Overtime	357	1,114	1,531	4,800	0	0	4,800
Premium Pay	2,162	13,428	4,286	2,536	0	0	2,536
Fringe Benefits	97,322	106,726	95,283	66,362	0	0	66,362
Other Capital Equip	37,278	156	0	0	0	0	0
Highway Materials	460	265	1,200	3,650	0	0	3,650
Vehicle Fuel and Maint	196	814	0	0	0	0	0
Other Supplies	3,725	2,724	3,100	3,015	0	0	3,015
Professional Services	1,047,652	1,250,053	1,270,189	1,476,606	0	0	1,476,606
All Other Contr. Svcs	3,075	3,075	17,216	23,525	0	0	23,525
Program Expense	36,130	61,307	63,000	65,000	0	0	65,000
Maintenance	24,688	22,048	29,100	34,000	0	0	34,000
Other	60,568	59,732	65,145	88,196	0	0	88,196
Other Finance	176,704	175,315	176,552	175,227	0	0	175,227
Total Expenditures	1,711,992	1,917,515	1,917,348	2,074,239	0	0	2,074,239
Revenues							
Other Revenues	2,021,648	2,124,972	1,927,598	2,074,239	0	0	2,074,239
Total Revenues	2,021,648	2,124,972	1,927,598	2,074,239	0	0	2,074,239
Budgeting Unit Net Local	-309,656	-207,457	-10,250	0	0	0	0

Recycling and Materials Management, Department of

8163 RECYCLING

	2017 Actual	2018 Actual	2019 Modified	Target	Req OTR's	Rec OTR's	Total Rec
				2020			
Expenditures							
Salary and Wages	222,597	303,901	337,831	341,036	0	0	341,036
Overtime	84	218	1,532	4,800	0	0	4,800
Premium Pay	450	948	2,500	4,250	0	0	4,250
Fringe Benefits	93,260	123,239	164,496	167,551	0	0	167,551
Automotive Equipment	30,629	44,214	0	0	0	0	0
Other Capital Equip	56,097	30,481	115,775	101,499	0	0	101,499
Vehicle Fuel and Maint	1,362	815	0	0	0	0	0
Other Supplies	29,186	17,707	21,450	9,990	0	0	9,990
Travel Training	6,149	10,602	12,115	12,044	0	0	12,044
Professional Services	1,115,319	1,035,970	1,024,052	1,088,684	0	0	1,088,684
Maintenance	0	17,500	0	3,500	0	0	3,500
Other	15,171	12,382	7,543	4,255	0	0	4,255
Other Finance	0	584,513	0	0	0	0	0
Total Expenditures	1,570,304	2,182,490	1,687,294	1,737,609	0	0	1,737,609
Revenues							
State Aid	100,489	19,997	355,600	108,000	0	0	108,000
Other Revenues	2,139,427	1,325,107	1,326,844	1,629,609	0	0	1,629,609
Total Revenues	2,239,916	1,345,104	1,682,444	1,737,609	0	0	1,737,609
Budgeting Unit Net Local	-669,612	837,386	4,850	0	0	0	0

Recycling and Materials Management, Department of

8164 SOLID WASTE RECY. & COLL.				Target	Req OTR's	Rec OTR's	Total Rec
	2017 Actual	2018 Actual	2019 Modified	2020			
Expenditures							
Salary and Wages	38,837	39,137	48,401	49,369	0	0	49,369
Overtime	28	16	0	0	0	0	0
Fringe Benefits	16,871	17,732	23,454	23,628	0	0	23,628
Other Capital Equip	5,958	18,186	14,714	14,238	0	0	14,238
Highway Materials	0	52	1,000	500	0	0	500
Vehicle Fuel and Maint	0	0	5,793	5,500	0	0	5,500
Other Supplies	5,433	6,904	5,300	6,300	0	0	6,300
Professional Services	1,063,378	1,516,507	1,567,124	1,633,303	0	0	1,633,303
All Other Contr. Svcs	0	0	500	500	0	0	500
Total Expenditures	1,130,505	1,598,534	1,666,286	1,733,338	0	0	1,733,338
Revenues							
State Aid	0	0	0	21,000	0	0	21,000
Other Revenues	1,033,563	1,575,221	1,667,436	1,712,338	0	0	1,712,338
Total Revenues	1,033,563	1,575,221	1,667,436	1,733,338	0	0	1,733,338
Budgeting Unit Net Local	96,942	23,313	-1,150	0	0	0	0

8165 SOLID WASTE REDUCTION				Target	Req OTR's	Rec OTR's	Total Rec
	2017 Actual	2018 Actual	2019 Modified	2020			
Expenditures							
Salary and Wages	13,093	13,035	13,635	27,135	0	0	27,135
Fringe Benefits	5,684	5,904	6,606	12,987	0	0	12,987
Other Capital Equip	4,005	4,400	4,679	4,176	0	0	4,176
Vehicle Fuel and Maint	652	1,046	0	0	0	0	0
Other Supplies	2,631	2,367	5,241	6,586	0	0	6,586
Professional Services	180,411	188,416	179,793	153,884	0	0	153,884
Other	1,701	816	500	230	0	0	230
Total Expenditures	208,177	215,984	210,454	204,998	0	0	204,998
Revenues							
Other Revenues	204,429	189,171	210,356	204,998	0	0	204,998
Total Revenues	204,429	189,171	210,356	204,998	0	0	204,998
Budgeting Unit Net Local	3,748	26,813	98	0	0	0	0

Recycling and Materials Management, Department of

8166 OLD LANDFILLS & FACILITIES

	2017 Actual	2018 Actual	2019 Modified	Target	Req OTR's	Rec OTR's	Total Rec
				2020			
Expenditures							
Salary and Wages	35,547	35,963	36,968	14,650	0	0	14,650
Premium Pay	338	538	650	1,750	0	0	1,750
Fringe Benefits	15,577	16,538	18,301	7,849	0	0	7,849
Highway Materials	1,520	544	950	950	0	0	950
Vehicle Fuel and Maint	225	362	0	0	0	0	0
Travel Training	0	110	250	300	0	0	300
Professional Services	195,575	187,583	147,593	176,500	0	0	176,500
Maintenance	0	3,600	7,400	7,220	0	0	7,220
Utilities	221	203	300	300	0	0	300
Other Finance	81,175	0	0	0	0	0	0
Total Expenditures	330,178	245,441	212,412	209,519	0	0	209,519
Revenues							
Other Revenues	164,677	183,533	212,289	209,519	0	0	209,519
Total Revenues	164,677	183,533	212,289	209,519	0	0	209,519
Budgeting Unit Net Local	165,501	61,908	123	0	0	0	0

Recycling and Materials Management, Department of

8168 SOLID WASTE ADMIN

				Target	Req OTR's	Rec OTR's	Total Rec
	2017 Actual	2018 Actual	2019 Modified		2020		
Expenditures							
Salary and Wages	144,942	164,552	146,985	212,488	0	0	212,488
Overtime	6	84	0	0	0	0	0
Premium Pay	962	1,875	2,250	1,750	0	0	1,750
Fringe Benefits	63,427	75,413	72,842	102,534	0	0	102,534
Other Capital Equip	2,443	3,282	20,850	12,350	0	0	12,350
Vehicle Fuel and Maint	184	689	4,758	8,767	0	0	8,767
Other Supplies	2,707	2,285	7,234	6,600	0	0	6,600
Travel Training	110	193	250	1,750	0	0	1,750
Professional Services	0	14,111	7,050	8,022	0	0	8,022
All Other Contr. Svcs	2,913	2,619	2,339	2,267	0	0	2,267
Program Expense	692	568	1,350	750	0	0	750
Utilities	23,946	24,721	26,430	30,550	0	0	30,550
Other	99,199	107,104	116,834	114,049	0	0	114,049
Total Expenditures	341,531	397,496	409,172	501,877	0	0	501,877
Revenues							
Other Revenues	301,259	89,874	396,072	191,640	0	0	191,640
Use of Fund Balance	0	0	0	310,237	0	0	310,237
Total Revenues	301,259	89,874	396,072	501,877	0	0	501,877
Budgeting Unit Net Local	40,272	307,622	13,100	0	0	0	0

Recycling and Materials Management, Department of

8169 HOUSEHOLD HAZARDOUS WASTE

	2017 Actual	2018 Actual	2019 Modified	Target	Req OTR's	Rec OTR's	Total Rec
				2020			
Expenditures							
Salary and Wages	13,773	13,803	14,362	14,650	0	0	14,650
Premium Pay	163	163	0	0	0	0	0
Fringe Benefits	6,050	6,332	6,950	7,011	0	0	7,011
Other Supplies	336	0	170	260	0	0	260
Travel Training	0	150	200	1,550	0	0	1,550
Professional Services	92,212	95,430	102,906	100,998	0	0	100,998
All Other Contr. Svcs	1,509	1,711	2,198	2,272	0	0	2,272
Maintenance	2,523	13	2,500	0	0	0	0
Utilities	3,717	3,954	5,460	6,000	0	0	6,000
Other	610	1,535	2,010	2,090	0	0	2,090
Total Expenditures	120,893	123,091	136,756	134,831	0	0	134,831
Revenues							
State Aid	0	83,751	44,000	38,000	0	0	38,000
Other Revenues	94,172	95,833	92,633	96,831	0	0	96,831
Total Revenues	94,172	179,584	136,633	134,831	0	0	134,831
Budgeting Unit Net Local	26,721	-56,493	123	0	0	0	0

Sales Tax Distribution

Tompkins County receives most* of the sales tax generated within the County and then distributes portions of the collections to towns, villages, and the City of Ithaca based on a statutory formula. This budgeting unit reflects the direct cash payments by the County to the towns, villages, and City of Ithaca for their respective shares of the sales tax.

*(The exception is a direct payment by the State to the City of Ithaca for its 50% share of the basic 3% county sales tax generated within the City.)

Consolidated Budget

	2017 Actual	2018 Actual	2019 Modified	2020			
				Target	Req OTR's	Rec OTR's	Total Rec
Expenditures							
Other	12,517,468	13,317,276	12,767,818	13,275,977	0	0	13,275,977
Other Finance	592,821	688,765	754,642	755,472	0	0	755,472
Total Expenditures	13,110,289	14,006,041	13,522,460	14,031,449	0	0	14,031,449
Revenues							
Local Revenues	13,110,289	14,006,041	13,522,460	14,031,449	0	0	14,031,449
Total Revenues	13,110,289	14,006,041	13,522,460	14,031,449	0	0	14,031,449
Dept. Net Local	0	0	0	0	0	0	0

Sales Tax Distribution

1985 DISTRIBUTION OF SALES TAX

	2017 Actual	2018 Actual	2019 Modified	Target	Req OTR's	Rec OTR's	Total Rec
				2020			
Expenditures							
Other	12,517,468	13,317,276	12,767,818	13,275,977	0	0	13,275,977
Total Expenditures	12,517,468	13,317,276	12,767,818	13,275,977	0	0	13,275,977
Revenues							
Local Revenues	12,517,468	13,317,276	12,767,818	13,275,977	0	0	13,275,977
Total Revenues	12,517,468	13,317,276	12,767,818	13,275,977	0	0	13,275,977
Budgeting Unit Net Local	0	0	0	0	0	0	0

6901 COUNTY/CITY PROGRAM

	2017 Actual	2018 Actual	2019 Modified	Target	Req OTR's	Rec OTR's	Total Rec
				2020			
Expenditures							
Other Finance	592,821	688,765	754,642	755,472	0	0	755,472
Total Expenditures	592,821	688,765	754,642	755,472	0	0	755,472
Revenues							
Local Revenues	592,821	688,765	754,642	755,472	0	0	755,472
Total Revenues	592,821	688,765	754,642	755,472	0	0	755,472
Budgeting Unit Net Local	0	0	0	0	0	0	0

Sheriff's Office

The Tompkins County Sheriff's Office in collaboration with surrounding community agencies, is an active participant in building and strengthening community partnerships that progressively foster the public safety interests of the County's residents and visitors. The Sheriff's Office team continually strives to inspire the confidence and respect of the community it serves, through all-inclusive leadership and accountability. The Sheriff's Office encourages innovative concepts that promote development in new directions, focus on achieving exceptional service to the public, and continually aim to be a model of excellence in the area of law enforcement.

Consolidated Budget

	2017 Actual	2018 Actual	2019 Modified	2020			Total Rec
				Target	Req OTR's	Rec OTR's	
Expenditures							
Salary and Wages	3,301,837	3,132,007	3,320,514	3,186,937	189,006	189,006	3,375,943
Overtime	361,366	391,494	416,645	401,600	-17,470	-17,470	384,130
Premium Pay	251,982	320,438	67,150	66,250	1,750	1,750	68,000
Fringe Benefits	1,701,027	1,741,579	1,804,693	1,706,005	82,935	82,935	1,788,940
Automotive Equipment	189,945	169,272	187,290	187,290	0	0	187,290
Other Capital Equip	122,741	31,587	74,419	80,660	-6,340	-6,340	74,320
Vehicle Fuel and Maint	93,133	97,403	124,199	124,199	0	0	124,199
Other Supplies	120,635	97,714	104,518	91,023	0	0	91,023
Travel Training	13,147	17,042	18,766	26,000	-4,000	-4,000	22,000
Professional Services	41,398	37,570	15,825	15,825	0	0	15,825
All Other Contr. Svcs	20,169	52,630	55,899	64,638	0	0	64,638
Program Expense	10,618	11,127	4,600	35,700	0	0	35,700
Utilities	24,325	19,830	23,400	23,400	0	0	23,400
Other	7,564	7,650	9,932	13,282	0	0	13,282
Total Expenditures	6,259,887	6,127,343	6,227,850	6,022,809	245,881	245,881	6,268,690
Revenues							
Federal Aid	7,550	3,424	0	0	0	0	0
State Aid	74,831	65,468	34,065	26,465	0	0	26,465
Local Revenues	134,542	178,649	150,000	150,000	0	0	150,000
Other Revenues	247,749	248,045	180,250	121,100	0	0	121,100
Interfund Transf & Rev	288,226	244,981	230,000	240,000	0	0	240,000
Total Revenues	752,898	740,567	594,315	537,565	0	0	537,565
Dept. Net Local	5,506,989	5,386,776	5,633,535	5,485,244	245,881	245,881	5,731,125

Sheriff's Office

Full Time Equivalents

	2016 Budget	2017 Budget	2018 Budget	2019 Budget	2020 Target	OTR Req	OTR Rec	2020 Total
Account/Permit Clerk	3.00	3.00	2.00	2.00	2.00	0.00	0.00	2.00
Executive Assistant to the Sheriff	1.00	1.00	1.00	1.00	1.00	0.00	0.00	1.00
Investigator	4.00	4.00	4.00	4.00	4.00	0.00	0.00	4.00
Lieutenant	1.00	1.00	1.00	1.00	2.00	0.00	0.00	2.00
Part Time Deputy	0.00	0.00	2.00	2.00	2.00	0.00	0.00	2.00
Road Patrol Deputy	26.00	26.56	26.00	26.00	26.00	2.00	2.00	28.00
Senior Investigator	1.00	1.00	1.00	1.00	1.00	0.00	0.00	1.00
Sergeant	7.00	7.00	7.00	7.00	6.00	0.00	0.00	6.00
Sheriff	1.00	1.00	1.00	1.00	1.00	0.00	0.00	1.00
Sr. Account and Permit Clerk	0.00	0.00	1.00	1.00	1.00	0.00	0.00	1.00
Victim Advocate/Recovery	0.00	0.00	0.00	0.00	0.00	1.00	1.00	1.00
	44.00	44.56	46.00	46.00	46.00	3.00	3.00	49.00

Sheriff's Office

3110 CIVIL				Target	Req OTR's	Rec OTR's	Total Rec
	2017 Actual	2018 Actual	2019 Modified	2020			
Expenditures							
Salary and Wages	391,438	439,862	450,868	453,945	0	0	453,945
Overtime	10,646	15,357	6,645	11,400	-510	-510	10,890
Premium Pay	10,991	3,163	4,350	4,950	0	0	4,950
Fringe Benefits	179,316	207,682	225,435	225,083	-244	-244	224,839
Other Capital Equip	25,210	1,058	7,033	6,033	0	0	6,033
Other Supplies	6,132	4,162	12,078	9,808	0	0	9,808
Travel Training	3,853	2,659	3,000	5,000	-1,000	-1,000	4,000
All Other Contr. Svcs	9,924	10,737	12,139	15,620	0	0	15,620
Utilities	814	1,022	900	900	0	0	900
Other	6,195	6,163	8,232	6,732	0	0	6,732
Total Expenditures	644,519	691,865	730,680	739,471	-1,754	-1,754	737,717
Revenues							
Local Revenues	100,422	109,261	110,000	110,000	0	0	110,000
Other Revenues	6,030	8,089	4,500	4,500	0	0	4,500
Total Revenues	106,452	117,350	114,500	114,500	0	0	114,500
Budgeting Unit Net Local	538,067	574,515	616,180	624,971	-1,754	-1,754	623,217

3111 SWAT				Target	Req OTR's	Rec OTR's	Total Rec
	2017 Actual	2018 Actual	2019 Modified	2020			
Expenditures							
Other Capital Equip	0	815	6,000	6,000	0	0	6,000
Travel Training	0	3,961	6,000	6,000	0	0	6,000
Total Expenditures	0	4,776	12,000	12,000	0	0	12,000
Revenues							
Total Revenues	0	0	0	0	0	0	0
Budgeting Unit Net Local	0	4,776	12,000	12,000	0	0	12,000

Sheriff's Office

3113 LAW ENFORCEMENT

	2017 Actual	2018 Actual	2019 Modified	Target	Req OTR's	Rec OTR's	Total Rec
				2020			
Expenditures							
Salary and Wages	2,801,268	2,656,199	2,755,855	2,732,992	130,166	130,166	2,863,158
Overtime	350,362	376,062	410,000	390,200	-16,960	-16,960	373,240
Premium Pay	240,391	295,431	61,300	61,300	0	0	61,300
Fringe Benefits	1,472,907	1,507,690	1,522,984	1,480,922	54,181	54,181	1,535,103
Automotive Equipment	189,945	169,272	187,290	187,290	0	0	187,290
Other Capital Equip	90,288	26,725	60,386	68,627	-6,340	-6,340	62,287
Vehicle Fuel and Maint	93,133	97,403	124,199	124,199	0	0	124,199
Other Supplies	96,577	74,848	74,402	74,200	0	0	74,200
Travel Training	8,702	10,372	9,766	15,000	-3,000	-3,000	12,000
Professional Services	99	0	825	825	0	0	825
All Other Contr. Svcs	10,245	41,893	43,760	49,018	0	0	49,018
Utilities	23,511	18,808	22,400	22,400	0	0	22,400
Other	627	729	900	5,900	0	0	5,900
Total Expenditures	5,378,055	5,275,432	5,274,067	5,212,873	158,047	158,047	5,370,920
Revenues							
Federal Aid	7,550	3,424	0	0	0	0	0
State Aid	69,529	51,884	23,000	20,000	0	0	20,000
Local Revenues	34,120	69,388	40,000	40,000	0	0	40,000
Other Revenues	108,701	119,550	59,202	64,600	0	0	64,600
Interfund Transf & Rev	288,226	244,981	230,000	240,000	0	0	240,000
Total Revenues	508,126	489,227	352,202	364,600	0	0	364,600
Budgeting Unit Net Local	4,869,929	4,786,205	4,921,865	4,848,273	158,047	158,047	5,006,320

Sheriff's Office

4250 STOP DWI

	2017 Actual	2018 Actual	2019 Modified	Target	Req OTR's	Rec OTR's	Total Rec
				2020			
Expenditures							
Salary and Wages	109,131	35,946	113,791	0	58,840	58,840	58,840
Overtime	358	75	0	0	0	0	0
Premium Pay	600	21,844	1,500	0	1,750	1,750	1,750
Fringe Benefits	48,804	26,207	56,274	0	28,998	28,998	28,998
Other Capital Equip	7,243	2,989	1,000	0	0	0	0
Other Supplies	17,926	18,704	18,038	7,015	0	0	7,015
Travel Training	592	50	0	0	0	0	0
Professional Services	41,299	37,570	15,000	15,000	0	0	15,000
Program Expense	10,618	11,127	4,600	35,700	0	0	35,700
Utilities	0	0	100	100	0	0	100
Other	742	758	800	650	0	0	650
Total Expenditures	237,313	155,270	211,103	58,465	89,588	89,588	148,053
Revenues							
State Aid	5,302	13,584	11,065	6,465	0	0	6,465
Other Revenues	133,018	120,406	116,548	52,000	0	0	52,000
Total Revenues	138,320	133,990	127,613	58,465	0	0	58,465
Budgeting Unit Net Local	98,993	21,280	83,490	0	89,588	89,588	89,588

Sheriff's Office

OTR # 65 **Priority** 1 **OTR Name** Restructure the STOP DWI Program

Description This OTR asks for \$89,588 in Target Funding to cover the salary and fringe expenses of the Coordinator of Tompkins County's STOP DWI Program.

The STOP-DWI Program was created by the New York State in 1981 and designed to function as a financially self-sustaining alcohol and highway safety program, in which efforts would be funded entirely from fines paid by persons convicted of drunk driving and no local tax dollars would be used.

Over the last decade, arrests for DWI throughout Tompkins County have decreased by nearly 50%, mirroring statewide trends. The decline in arrests has led to drastic reductions in fine revenue, and local funding is now necessary to sustain the salary and fringe costs of the STOP-DWI Coordinator. To address these trends, the STOP-DWI Program will be restructured in 2020 and sustained in the future using local funding. Plans for restructuring include:

- Placing the STOP-DWI Coordinator position in the Sheriff's Office;
- Expanding the duties of the position to provide needed administrative support to the Sheriff's Office;
- Reassigning some duties of the position (interlock monitoring) to staff at the Probation Department who perform similar tasks;
- Merging the STOP-DWI Advisory Board with the Traffic Safety Board and providing administrative support to this new Board.

		<u>Account</u>	<u>Requested</u>		<u>Recommended</u>	
4250	51000342	VICTIM & RECOVERY SP	58,840	TARGET	58,840	TARGET
4250	58800	FRINGES	28,998	TARGET	28,998	TARGET
4250	51600	LONGEVITY	1,750	TARGET	1,750	TARGET
Local Share			89,588		89,588	

Sheriff's Office

OTR # 91 **Priority** 1 **OTR Name** Target Increase to Add Additional Deputy (Part 1)

Description This is the first of two Target OTRs requesting two additional staff for the Sheriff's Department. This Target OTR is requesting funding for one full-time Deputy Sheriff. Combined with a second full-time Deputy Sheriff, both positions would be placed in special assignments aimed at addressing quality of life issues and improving community relations. These two positions would be assigned to work four 10-hour shifts, Wednesday-Saturday, from 11:00 am-9:00 pm, encompassing the busiest call-activity days and times.

The activity conducted by these deputies would include:

- Visiting local schools on a rotating basis from 11:30 am -2:30 pm each weekday.
- Participating in local community events (especially those during the daytime on Saturdays) as Crime Prevention Officer's.
- Conducting targeted traffic enforcement details and quality of life issues from 3:30 pm -9:00 pm as Traffic Officers.
- Assisting with Juvenile Transports and as Warrant Officers as needed.

Placing these positions in special assignments will supplement the existing road patrol shifts. Those placed in special assignments would not fall within typical scheduling parameters, providing greater opportunities to address departmental and community needs on an on-demand basis and not subject to minimum staffing requirements. With the addition of two new deputies in this special assignment shift, regular patrol shifts would be able to handle more routine calls for service without interruptions, and decrease the likelihood of one patrol car covering two zones.

This OTR is being funded by reductions in various budget lines such as overtime, travel/training, departmental equipment and boarding of prisoners (boardouts). In total, the reductions in these budget lines equal the cost of adding an additional deputy position. The transfer of spending authority from the Jail's mandated account for boarding of prisoners to the Law Enforcement unit in the Sheriff's office increases the Fiscal Target for the Sheriff's Office, without increasing the net local cost for Sheriff's Office and Jail combined.

<u>Account</u>		<u>Requested</u>		<u>Recommended</u>	
3113	51200412 SGT-DEPUTY SHERIFF	-4,950	TARGET	-4,950	TARGET
3113	51200413 CRIM. INVESTIGATOR	-1,800	TARGET	-1,800	TARGET
3113	51200417 SR. CRIM. INVEST.	-1,200	TARGET	-1,200	TARGET
3113	51200419 DEPUTY SHERIFF	-8,500	TARGET	-8,500	TARGET
3113	51200428 LIEUTENANT DEPUTY	-510	TARGET	-510	TARGET
3113	58800 FRINGES	23,032	TARGET	23,032	TARGET
3110	51200428 LIEUTENANT DEPUTY	-510	TARGET	-510	TARGET
3110	58800 FRINGES	-244	TARGET	-244	TARGET
3113	52220 DEPARTMENTAL	-11,340	TARGET	-11,340	TARGET
3113	54412 TRAVEL/TRAINING	-3,000	TARGET	-3,000	TARGET
3110	54412 TRAVEL/TRAINING	-1,000	TARGET	-1,000	TARGET
3113	51000419 DEPUTY SHERIFF	65,083	TARGET	65,083	TARGET
Local Share		55,061		55,061	

Sheriff's Office

OTR # 93 **Priority** 2 **OTR Name** Target Funding for 2nd Additional Deputy

Description This is the second of two Target OTRs requesting two additional staff for the Sheriff's Department. This Target OTR is requesting funding for one full-time Deputy Sheriff. Combined with a second full-time Deputy Sheriff, both positions would be placed in special assignments aimed at addressing quality of life issues and improving community relations. These two positions would be assigned to work four 10-hour shifts, Wednesday-Saturday, from 11:00 am-9:00 pm, encompassing the busiest call-activity days and times.

The activity conducted by these deputies would include:

- Visiting local schools on a rotating basis from 11:30 am -2:30 pm each weekday.
- Participating in local community events (especially those during the daytime on Saturdays) as Crime Prevention Officer's.
- Conducting targeted traffic enforcement details and quality of life issues from 3:30 pm -9:00 pm as Traffic Officers.
- Assisting with Juvenile Transports and as Warrant Officers as needed.

Placing these positions in special assignments will supplement the existing road patrol shifts. Those placed in special assignments would not fall within typical scheduling parameters, providing greater opportunities to address departmental and community needs on an on-demand basis and not subject to minimum staffing requirements. With the addition of two new deputies in this special assignment shift, regular patrol shifts would be able to handle more routine calls for service without interruptions, and decrease the likelihood of one patrol car covering two zones.

		<u>Account</u>	<u>Requested</u>	<u>Recommended</u>
3113	51000419	DEPUTY SHERIFF	65,083 TARGET	65,083 TARGET
3113	58800	FRINGES	31,149 TARGET	31,149 TARGET
Local Share			96,232	96,232

<u>OTR #</u>	<u>Priority</u>	<u>OTR Name</u>
83	3	Road Patrol Bulletproof Vests

Description Development of a replacement schedule for bulletproof vests.

		<u>Account</u>	<u>Requested</u>	<u>Recommended</u>
3113	52220	DEPARTMENTAL	5,000 TARGET	5,000 TARGET
Local Share			5,000	5,000

Sheriff's Office Total			245,881	245,881
-------------------------------	--	--	---------	---------

Sheriff's Office - Jail

It is the responsibility of the Corrections Division of the Tompkins County Sheriff's Office to provide a safe and secure environment for inmates committed to the custody of the Sheriff, as well as for inmates, staff, and visitors.

Consolidated Budget

	2017 Actual	2018 Actual	2019 Modified	2020			
				Target	Req OTR's	Rec OTR's	Total Rec
Expenditures							
Salary and Wages	2,582,858	2,531,306	2,858,728	2,806,518	0	0	2,806,518
Overtime	250,977	268,282	257,567	252,067	-11,413	-11,413	240,654
Premium Pay	342,498	366,750	76,897	76,397	0	0	76,397
Fringe Benefits	1,381,304	1,433,626	1,515,719	1,473,534	-5,462	-5,462	1,468,072
Automotive Equipment	57,408	79,584	69,000	69,000	0	0	69,000
Other Capital Equip	59,655	19,760	21,254	15,454	5,000	5,000	20,454
Vehicle Fuel and Maint	80,647	86,349	75,304	75,304	0	0	75,304
Other Supplies	254,352	247,722	270,655	259,473	0	0	259,473
Travel Training	4,887	13,468	8,700	11,534	-1,534	-1,534	10,000
Professional Services	697	770	4,000	2,000	0	0	2,000
Mandate-Inmate	68,420	72,096	141,582	140,000	-36,652	-36,652	103,348
Mandate - Inmate	289,332	299,685	352,772	314,000	0	0	314,000
Mandate - Other	6,488	16,245	6,329	26,550	0	0	26,550
All Other Contr. Svcs	19,526	21,324	21,307	36,955	4,500	4,500	41,455
Program Expense	0	286	0	0	0	0	0
Maintenance	4,183	3,447	4,000	4,000	0	0	4,000
Utilities	3,988	4,198	5,376	4,376	0	0	4,376
Other	14,945	14,552	15,700	15,700	0	0	15,700
Total Expenditures	5,422,165	5,479,450	5,704,890	5,582,862	-45,561	-45,561	5,537,301
Revenues							
State Aid	3,851	3,112	0	0	0	0	0
Local Revenues	0	330	0	0	0	0	0
Other Revenues	110,494	164,736	95,000	35,000	0	0	35,000
Total Revenues	114,345	168,178	95,000	35,000	0	0	35,000
Dept. Net Local	5,307,820	5,311,272	5,609,890	5,547,862	-45,561	-45,561	5,502,301

Sheriff's Office - Jail

Full Time Equivalents

	2016 Budget	2017 Budget	2018 Budget	2019 Budget	2020 Target	OTR Req	OTR Rec	2020 Total
Captain of Corrections	1.00	1.00	1.00	1.00	1.00	0.00	0.00	1.00
Cook (Jail)	1.40	1.40	1.40	1.40	1.40	0.00	0.00	1.40
Corrections Officers	34.00	35.00	35.00	35.00	35.00	0.00	0.00	35.00
Forensic Counselor	0.00	0.00	0.00	1.00	1.00	0.00	0.00	1.00
Jail Nurse	1.00	1.00	1.00	1.00	1.00	0.00	0.00	1.00
Part Time Corrections Officer	0.00	0.00	2.00	2.00	2.00	0.00	0.00	2.00
Psychiatrist	0.00	0.00	0.00	1.00	1.00	0.00	0.00	1.00
Reg. Professional Nurse	0.00	0.00	1.00	1.00	1.00	0.00	0.00	1.00
Sergeant	6.00	6.00	6.00	6.00	6.00	0.00	0.00	6.00
Undersheriff	1.00	1.00	1.00	1.00	1.00	0.00	0.00	1.00
	44.40	45.40	48.40	50.40	50.40	0.00	0.00	50.40

Sheriff's Office - Jail

3150 CORRECTIONS				Target	Req OTR's	Rec OTR's	Total Rec
	2017 Actual	2018 Actual	2019 Modified		2020		
Expenditures							
Salary and Wages	2,582,858	2,531,306	2,858,728	2,806,518	0	0	2,806,518
Overtime	250,977	268,282	257,567	252,067	-11,413	-11,413	240,654
Premium Pay	342,498	366,750	76,897	76,397	0	0	76,397
Fringe Benefits	1,381,304	1,433,626	1,515,719	1,473,534	-5,462	-5,462	1,468,072
Automotive Equipment	57,408	79,584	69,000	69,000	0	0	69,000
Other Capital Equip	59,655	19,760	21,254	15,454	5,000	5,000	20,454
Vehicle Fuel and Maint	80,647	86,349	75,304	75,304	0	0	75,304
Other Supplies	254,352	247,722	270,655	259,473	0	0	259,473
Travel Training	4,887	13,468	8,700	11,534	-1,534	-1,534	10,000
Professional Services	697	770	4,000	2,000	0	0	2,000
All Other Contr. Svcs	19,526	21,324	21,307	36,955	4,500	4,500	41,455
Program Expense	0	286	0	0	0	0	0
Maintenance	4,183	3,447	4,000	4,000	0	0	4,000
Utilities	3,988	4,198	5,376	4,376	0	0	4,376
Other	14,945	14,552	15,700	15,700	0	0	15,700
Total Expenditures	5,057,925	5,091,424	5,204,207	5,102,312	-8,909	-8,909	5,093,403

Revenues

State Aid	3,851	3,112	0	0	0	0	0
Local Revenues	0	330	0	0	0	0	0
Other Revenues	110,494	164,736	47,000	35,000	0	0	35,000
Total Revenues	114,345	168,178	47,000	35,000	0	0	35,000

Budgeting Unit Net Local	4,943,580	4,923,246	5,157,207	5,067,312	-8,909	-8,909	5,058,403
---------------------------------	------------------	------------------	------------------	------------------	---------------	---------------	------------------

3151 MEDICAL AND BOARDING

	2017 Actual	2018 Actual	2019 Modified	Target	Req OTR's	Rec OTR's	Total Rec
					2020		
Expenditures							
Mandate-Inmate	68,420	72,096	141,582	140,000	-36,652	-36,652	103,348
Mandate - Inmate	289,332	299,685	352,772	314,000	0	0	314,000
Mandate - Other	6,488	16,245	6,329	26,550	0	0	26,550
Total Expenditures	364,240	388,026	500,683	480,550	-36,652	-36,652	443,898
Revenues							
Other Revenues	0	0	48,000	0	0	0	0
Total Revenues	0	0	48,000	0	0	0	0
Budgeting Unit Net Local	364,240	388,026	452,683	480,550	-36,652	-36,652	443,898

Sheriff's Office - Jail

OTR # 79 **Priority** 1 **OTR Name** Electronic Medication Administration Record Module
Description An Electronic Medication Administration Record Module proposed by Black Creek Integrated Systems to provide thorough and seamless medication management with our Corrections facility. This type of system is utilized in hospitals, but will be used in our facility to assure accuracy for disbursement of inmate medications.

		<u>Account</u>	<u>Requested</u>	<u>Recommended</u>
3150	54425	SERVICE CONTRACTS	4,500 TARGET	4,500 TARGET
		Local Share	4,500	4,500

OTR # 80 **Priority** 2 **OTR Name** Bulletproof Vest for Transport Duties
Description A regular, ongoing, purchase and replacement schedule for bulletproof vests for Correction Officers.

		<u>Account</u>	<u>Requested</u>	<u>Recommended</u>
3150	52220	DEPARTMENTAL	5,000 TARGET	5,000 TARGET
		Local Share	5,000	5,000

OTR # 92 **Priority** 3 **OTR Name** Increase Fiscal Target for Additional Deputy (Part 2)
Description

This is the first of two Target OTRs requesting two additional staff for the Sheriff's Department. This Target OTR is requesting funding for one full-time Deputy Sheriff. Combined with a second full-time Deputy Sheriff, both positions would be placed in special assignments aimed at addressing quality of life issues and improving community relations. These two positions would be assigned to work four 10-hour shifts, Wednesday-Saturday, from 11:00 am-9:00 pm, encompassing the busiest call-activity days and times.

The activity conducted by these deputies would include:

- Visiting local schools on a rotating basis from 11:30 am -2:30 pm each weekday.
- Participating in local community events (especially those during the daytime on Saturdays) as Crime Prevention Officer's.
- Conducting targeted traffic enforcement details and quality of life issues from 3:30 pm -9:00 pm as Traffic Officers.
- Assisting with Juvenile Transports and as Warrant Officers as needed.

Placing these positions in special assignments will supplement the existing road patrol shifts. Those placed in special assignments would not fall within typical scheduling parameters, providing greater opportunities to address departmental and community needs on an on-demand basis and not subject to minimum staffing requirements. With the addition of two new deputies in this special assignment shift, regular patrol shifts would be able to handle more routine calls for service without interruptions, and decrease the likelihood of one patrol car covering two zones.

This OTR is being funded by reductions in various budget lines such as overtime, travel/training, departmental equipment and boarding of prisoners (boardouts). In total, the reductions in these budget lines equal the cost of adding an additional deputy position. The transfer of spending authority from the Jail's mandated account for boarding of prisoners to the Law Enforcement unit in the Sheriff's office increases the Fiscal Target for the Sheriff's Office, without increasing the net local cost for Sheriff's Office and Jail combined.

		<u>Account</u>	<u>Requested</u>	<u>Recommended</u>
3150	51200411	CORRECTIONS SGT	-11,413 TARGET	-11,413 TARGET
3150	58800	FRINGES	-5,462 TARGET	-5,462 TARGET
3150	54412	TRAVEL/TRAINING	-1,534 TARGET	-1,534 TARGET
3151	54469	BOARDING OF	-36,652 TARGET	-36,652 TARGET
		Local Share	-55,061	-55,061

Sheriff's Office - Jail

Sheriff's Office - Jail Total

-45,561

-45,561

Social Services Department

The Department of Social Services provides benefits and services to sustain families and individuals in need, primarily through its administration of Federal- and/or State-mandated entitlement programs, as occasionally supplemented by grant- or locally-funded initiatives.

Department staff determine applicants' eligibility for public assistance programs and, through them, helps recipients to meet their basic needs for food, clothing, shelter, heating, and utilities. To assist these clients to increase and maintain self-sufficiency, our program offerings include employment services, education and training, subsidized day care, and establishment and collection of child support.

The Department provides preventive and protective services to at-risk families, children, and adults, and both administers and subsidizes foster care and adoptions.

Lastly, the Department makes Medicaid eligibility determinations and provides supports to facilitate client access to health care through that program.

Consolidated Budget

	2017 Actual	2018 Actual	2019 Modified	2020			
				Target	Req OTR's	Rec OTR's	Total Rec
Expenditures							
Salary and Wages	8,498,545	8,520,967	9,312,120	9,618,508	27,546	27,546	9,646,054
Overtime	249	3,052	76,262	77,787	0	0	77,787
Premium Pay	326,308	285,265	107,601	141,001	0	0	141,001
Fringe Benefits	3,823,735	3,989,340	4,634,989	4,708,131	13,184	13,184	4,721,315
Automotive Equipment	147,394	0	125,000	125,000	0	0	125,000
Other Capital Equip	32,319	26,552	72,507	79,869	0	0	79,869
Vehicle Fuel and Maint	23,537	21,512	25,390	23,390	0	0	23,390
Other Supplies	75,916	41,657	77,951	77,020	0	0	77,020
Travel Training	92,330	63,620	105,182	104,782	0	0	104,782
Professional Services	409,182	485,064	626,631	621,903	8,300	8,300	630,203
Mandate - Econ Security	8,678,558	9,489,869	10,926,710	9,889,777	0	0	9,889,777
Mandate - Medicaid	11,480,104	11,650,048	11,786,299	11,786,299	0	0	11,786,299
Mandate - Child Care	6,349,889	6,893,395	8,536,853	8,363,655	0	0	8,363,655
All Other Contr. Svcs	16,871	22,140	29,314	21,031	0	0	21,031
Program Expense	2,420,479	6,377,667	11,922,935	11,368,906	42,000	42,000	11,410,906
Maintenance	91	48	5,000	5,000	0	0	5,000
Utilities	52,542	56,954	59,100	58,220	0	0	58,220
Other	123,174	56,608	134,908	558,310	0	0	558,310
Total Expenditures	42,551,223	47,983,758	58,564,752	57,628,589	91,030	91,030	57,719,619
Revenues							
Federal Aid	11,666,884	12,227,942	12,354,628	12,829,842	3,597	3,597	12,833,439
State Aid	10,436,635	13,757,846	24,672,932	23,284,630	16,923	16,923	23,301,553
Local Revenues	1,477,641	1,637,976	1,263,373	1,177,366	0	0	1,177,366
Other Revenues	634,339	399,239	69,038	12,000	0	0	12,000
Total Revenues	24,215,499	28,023,003	38,359,971	37,303,838	20,520	20,520	37,324,358
Dept. Net Local	18,335,724	19,960,755	20,204,781	20,324,751	70,510	70,510	20,395,261

Social Services Department

Full Time Equivalents

	2016 Budget	2017 Budget	2018 Budget	2019 Budget	2020 Target	OTR Req	OTR Rec	2020 Total
Account Clerk/Typist	2.00	1.00	2.00	2.00	3.00	0.00	0.00	3.00
Accounting Supervisor	1.00	1.00	1.00	1.00	1.00	0.00	0.00	1.00
Administrative Assistant	2.00	2.00	2.00	2.00	2.00	0.00	0.00	2.00
Administrative Assistant - Level 1	4.00	6.00	1.00	9.43	8.43	0.00	0.00	8.43
Administrative Assistant - Level 2	3.00	2.00	1.00	1.00	1.00	0.00	0.00	1.00
Administrative Assistant - Level 3	0.00	2.00	1.00	3.00	3.00	0.00	0.00	3.00
Administrative Assistant - Level 4	2.00	2.00	2.00	2.00	1.00	0.00	0.00	1.00
Case Aide	3.00	5.00	3.00	3.00	4.00	0.00	0.00	4.00
Case Supervisor "A"	0.00	0.00	1.00	1.00	1.00	0.00	0.00	1.00
Case Supervisor "B"	8.00	9.00	8.00	9.00	9.00	0.00	0.00	9.00
Casework Assistant	1.00	2.00	3.00	3.00	3.00	0.00	0.00	3.00
Caseworker	18.00	19.00	20.00	19.00	19.50	0.50	0.50	20.00
Commissioner	1.00	1.00	1.00	1.00	1.00	0.00	0.00	1.00
Coordinator of Child Support	1.00	1.00	1.00	1.00	1.00	0.00	0.00	1.00
Data Entry Machine Operator	1.00	0.00	0.00	0.00	0.00	0.00	0.00	0.00
Deputy Commissioner	1.00	1.00	1.00	1.00	1.00	0.00	0.00	1.00
Director of Administrative Services	1.00	1.00	1.00	1.00	1.00	0.00	0.00	1.00
Director of Operations	1.00	1.00	1.00	1.00	1.00	0.00	0.00	1.00
Director of Services	1.00	1.00	1.00	1.00	1.00	0.00	0.00	1.00
Division Coordinator	4.00	4.00	4.00	4.00	4.00	0.00	0.00	4.00
Financial Investigator	8.00	7.00	6.00	6.00	5.00	0.00	0.00	5.00
Fiscal Coordinator	0.00	0.00	0.00	0.00	1.00	0.00	0.00	1.00
Information Aide	2.29	6.29	9.29	3.00	2.00	0.00	0.00	2.00
Keyboard Specialist	7.00	7.00	7.00	4.00	3.00	0.00	0.00	3.00
Long Term Care/Adult Protective	1.00	1.00	1.00	1.00	1.00	0.00	0.00	1.00
Microcomputer Specialist	2.00	2.00	2.00	2.00	2.00	0.00	0.00	2.00
Principal Account Clerk/Typist	1.00	1.00	1.00	1.00	1.00	0.00	0.00	1.00
Principal Social Welfare Examiner	1.00	1.00	1.00	1.00	1.00	0.00	0.00	1.00
Program Development Specialist	1.00	1.00	1.00	1.00	1.00	0.00	0.00	1.00
Receptionist	6.00	4.00	4.00	3.00	2.00	0.00	0.00	2.00
Registered Professional Nurse	4.00	5.00	4.00	4.00	4.00	0.00	0.00	4.00
Security Officer	3.20	3.15	3.15	3.00	3.00	0.00	0.00	3.00
Senior Account Clerk/Typist	2.00	2.00	2.00	0.00	2.00	0.00	0.00	2.00
Senior Caseworker	20.00	20.00	19.00	23.00	24.00	0.00	0.00	24.00
Senior Clerk	1.00	1.00	1.00	0.00	0.00	0.00	0.00	0.00
Senior Data Entry Operator	1.00	0.00	0.00	0.00	0.00	0.00	0.00	0.00
Senior Financial Investigator	1.00	1.00	2.00	1.00	1.00	0.00	0.00	1.00
Senior Social Welfare Examiner	13.00	12.00	14.00	13.00	13.00	0.00	0.00	13.00
Senior Typist	1.00	1.00	1.00	1.00	1.00	0.00	0.00	1.00
Social Services Attorney	3.00	3.00	3.00	3.00	3.00	0.00	0.00	3.00
Social Welfare Examiner	43.00	42.00	43.00	40.00	42.00	0.00	0.00	42.00
Staff Development and Quality	0.00	0.00	0.00	1.00	1.00	0.00	0.00	1.00
Staff Development Specialist	1.00	0.00	0.00	0.00	0.00	0.00	0.00	0.00
Substance Abuse Evaluator	1.00	1.00	1.00	1.00	1.00	0.00	0.00	1.00
Systems Analyst	1.00	1.00	1.00	1.00	1.00	0.00	0.00	1.00
Transition Workforce Specialist	0.00	0.00	1.00	0.00	0.00	0.00	0.00	0.00
	179.49	183.44	182.44	178.43	180.93	0.50	0.50	181.43

Social Services Department

6010 PLNG. & COORD. (DSS)				Target	Req OTR's	Rec OTR's	Total Rec
	2017 Actual	2018 Actual	2019 Modified		2020		
Expenditures							
Salary and Wages	8,498,545	8,520,967	9,312,120	9,618,508	27,546	27,546	9,646,054
Overtime	249	3,052	76,262	77,787	0	0	77,787
Premium Pay	326,308	285,265	107,601	141,001	0	0	141,001
Fringe Benefits	3,823,735	3,989,340	4,634,989	4,708,131	13,184	13,184	4,721,315
Automotive Equipment	147,394	0	125,000	125,000	0	0	125,000
Other Capital Equip	32,319	26,552	72,507	79,869	0	0	79,869
Vehicle Fuel and Maint	23,537	21,512	25,390	23,390	0	0	23,390
Other Supplies	75,916	41,657	77,951	77,020	0	0	77,020
Travel Training	92,330	63,620	105,182	104,782	0	0	104,782
Professional Services	409,182	485,064	626,631	621,903	8,300	8,300	630,203
All Other Contr. Svcs	16,871	22,140	29,314	21,031	0	0	21,031
Program Expense	1,337,385	5,461,531	10,808,159	11,368,906	42,000	42,000	11,410,906
Maintenance	91	48	5,000	5,000	0	0	5,000
Utilities	52,542	56,954	59,100	58,220	0	0	58,220
Other	123,174	56,608	134,908	439,910	0	0	439,910
Total Expenditures	14,959,578	19,034,310	26,200,114	27,470,458	91,030	91,030	27,561,488
Revenues							
Federal Aid	6,109,668	6,628,404	6,064,819	6,736,712	3,597	3,597	6,740,309
State Aid	4,988,157	8,598,736	15,751,084	16,333,569	16,923	16,923	16,350,492
Local Revenues	255,471	254,110	261,660	277,714	0	0	277,714
Other Revenues	114,589	937	69,038	12,000	0	0	12,000
Total Revenues	11,467,885	15,482,187	22,146,601	23,359,995	20,520	20,520	23,380,515
Budgeting Unit Net Local	3,491,693	3,552,123	4,053,513	4,110,463	70,510	70,510	4,180,973
6055 DAYCARE				Target	Req OTR's	Rec OTR's	Total Rec
	2017 Actual	2018 Actual	2019 Modified	2020			
Expenditures							
Mandate - Econ Security	1,400,130	1,453,802	1,653,276	1,563,945	0	0	1,563,945
Total Expenditures	1,400,130	1,453,802	1,653,276	1,563,945	0	0	1,563,945
Revenues							
State Aid	1,359,349	1,390,021	1,456,102	1,481,962	0	0	1,481,962
Local Revenues	5,718	4,240	13,701	11,231	0	0	11,231
Other Revenues	2,368	718	0	0	0	0	0
Total Revenues	1,367,435	1,394,979	1,469,803	1,493,193	0	0	1,493,193
Budgeting Unit Net Local	32,695	58,823	183,473	70,752	0	0	70,752

Social Services Department

6070 PURCHASE OF SERVICES

	2017 Actual	2018 Actual	2019 Modified	Target	Req OTR's	Rec OTR's	Total Rec
				2020			
Expenditures							
Mandate - Child Care	0	0	0	962,942	0	0	962,942
Program Expense	1,083,094	916,136	1,114,776	0	0	0	0
Total Expenditures	1,083,094	916,136	1,114,776	962,942	0	0	962,942
Revenues							
Federal Aid	-30,660	-20,073	139,664	158,998	0	0	158,998
State Aid	670,227	480,478	597,874	460,700	0	0	460,700
Local Revenues	2,017	3,833	1,685	1,685	0	0	1,685
Other Revenues	0	6,784	0	0	0	0	0
Total Revenues	641,584	471,022	739,223	621,383	0	0	621,383
Budgeting Unit Net Local	441,510	445,114	375,553	341,559	0	0	341,559

6100 MEDICAID

	2017 Actual	2018 Actual	2019 Modified	Target	Req OTR's	Rec OTR's	Total Rec
				2020			
Expenditures							
Mandate - Medicaid	11,460,436	11,647,882	11,776,299	11,776,299	0	0	11,776,299
Total Expenditures	11,460,436	11,647,882	11,776,299	11,776,299	0	0	11,776,299
Revenues							
Other Revenues	0	159,216	0	0	0	0	0
Total Revenues	0	159,216	0	0	0	0	0
Budgeting Unit Net Local	11,460,436	11,488,666	11,776,299	11,776,299	0	0	11,776,299

6101 MEDICAL ASSISTANCE

	2017 Actual	2018 Actual	2019 Modified	Target	Req OTR's	Rec OTR's	Total Rec
				2020			
Expenditures							
Mandate - Medicaid	19,668	2,166	10,000	10,000	0	0	10,000
Total Expenditures	19,668	2,166	10,000	10,000	0	0	10,000
Revenues							
Federal Aid	-110,295	10,357	-67,600	-67,600	0	0	-67,600
State Aid	-125,553	-10,499	-62,400	-62,400	0	0	-62,400
Local Revenues	252,586	166,478	140,000	140,000	0	0	140,000
Total Revenues	16,738	166,336	10,000	10,000	0	0	10,000
Budgeting Unit Net Local	2,930	-164,170	0	0	0	0	0

Social Services Department

6106 SPEC. NEEDS ADULT FAM.

	2017 Actual	2018 Actual	2019 Modified	Target	Req OTR's	Rec OTR's	Total Rec
				2020			
Expenditures							
Mandate - Child Care	0	0	2,000	2,000	0	0	2,000
Total Expenditures	0	0	2,000	2,000	0	0	2,000
Revenues							
State Aid	0	0	2,000	2,000	0	0	2,000
Total Revenues	0	0	2,000	2,000	0	0	2,000
Budgeting Unit Net Local	0	0	0	0	0	0	0

6109 FAMILY ASSISTANCE

	2017 Actual	2018 Actual	2019 Modified	Target	Req OTR's	Rec OTR's	Total Rec
				2020			
Expenditures							
Mandate - Econ Security	3,752,065	4,040,934	5,063,865	3,941,533	0	0	3,941,533
Total Expenditures	3,752,065	4,040,934	5,063,865	3,941,533	0	0	3,941,533
Revenues							
Federal Aid	3,190,530	3,162,604	3,702,609	3,720,061	0	0	3,720,061
State Aid	16,671	1,173	1,193,985	2,288	0	0	2,288
Local Revenues	449,072	547,964	131,015	129,660	0	0	129,660
Other Revenues	8,975	3,427	0	0	0	0	0
Total Revenues	3,665,248	3,715,168	5,027,609	3,852,009	0	0	3,852,009
Budgeting Unit Net Local	86,817	325,766	36,256	89,524	0	0	89,524

6119 CHILD CARE

	2017 Actual	2018 Actual	2019 Modified	Target	Req OTR's	Rec OTR's	Total Rec
				2020			
Expenditures							
Mandate - Child Care	5,978,471	6,440,638	7,214,586	5,435,990	0	0	5,435,990
Total Expenditures	5,978,471	6,440,638	7,214,586	5,435,990	0	0	5,435,990
Revenues							
Federal Aid	2,418,903	2,379,244	2,392,656	2,208,187	0	0	2,208,187
State Aid	2,435,175	2,124,845	3,716,080	2,175,980	0	0	2,175,980
Local Revenues	87,286	117,747	269,214	125,731	0	0	125,731
Other Revenues	486,219	211,329	0	0	0	0	0
Total Revenues	5,427,583	4,833,165	6,377,950	4,509,898	0	0	4,509,898
Budgeting Unit Net Local	550,888	1,607,473	836,636	926,092	0	0	926,092

Social Services Department

6123 DELINQUENT CARE				Target	Req OTR's	Rec OTR's	Total Rec
	2017 Actual	2018 Actual	2019 Modified	2020			
Expenditures							
Mandate - Child Care	371,418	406,968	1,201,867	1,962,723	0	0	1,962,723
Total Expenditures	371,418	406,968	1,201,867	1,962,723	0	0	1,962,723
Revenues							
Federal Aid	2,079	1,749	5,000	5,000	0	0	5,000
State Aid	224,622	165,166	922,415	1,766,049	0	0	1,766,049
Local Revenues	5,563	5,816	6,985	6,500	0	0	6,500
Other Revenues	50	0	0	0	0	0	0
Total Revenues	232,314	172,731	934,400	1,777,549	0	0	1,777,549
Budgeting Unit Net Local	139,104	234,237	267,467	185,174	0	0	185,174

6129 STATE TRAINING SCHOOLS				Target	Req OTR's	Rec OTR's	Total Rec
	2017 Actual	2018 Actual	2019 Modified	2020			
Expenditures							
Mandate - Child Care	0	45,789	118,400	0	0	0	0
Other	0	0	0	118,400	0	0	118,400
Total Expenditures	0	45,789	118,400	118,400	0	0	118,400
Revenues							
Total Revenues	0	0	0	0	0	0	0
Budgeting Unit Net Local	0	45,789	118,400	118,400	0	0	118,400

6140 SAFETY NET				Target	Req OTR's	Rec OTR's	Total Rec
	2017 Actual	2018 Actual	2019 Modified	2020			
Expenditures							
Mandate - Econ Security	3,327,856	3,675,356	3,960,086	3,993,031	0	0	3,993,031
Total Expenditures	3,327,856	3,675,356	3,960,086	3,993,031	0	0	3,993,031
Revenues							
Federal Aid	138,210	117,045	137,480	88,484	0	0	88,484
State Aid	791,809	871,343	1,005,720	966,724	0	0	966,724
Local Revenues	332,039	414,166	349,773	389,093	0	0	389,093
Other Revenues	22,138	15,679	0	0	0	0	0
Total Revenues	1,284,196	1,418,233	1,492,973	1,444,301	0	0	1,444,301
Budgeting Unit Net Local	2,043,660	2,257,123	2,467,113	2,548,730	0	0	2,548,730

Social Services Department

6141 FUEL CRISIS ASSIST. STATE

	2017 Actual	2018 Actual	2019 Modified	Target	Req OTR's	Rec OTR's	Total Rec
				2020			
Expenditures							
Mandate - Econ Security	44,730	42,435	65,000	65,000	0	0	65,000
Total Expenditures	44,730	42,435	65,000	65,000	0	0	65,000
Revenues							
Federal Aid	-51,551	-51,388	-20,000	-20,000	0	0	-20,000
Local Revenues	86,835	119,420	85,000	85,000	0	0	85,000
Total Revenues	35,284	68,032	65,000	65,000	0	0	65,000
Budgeting Unit Net Local	9,446	-25,597	0	0	0	0	0

6142 EMERG. AID TO ADULTS

	2017 Actual	2018 Actual	2019 Modified	Target	Req OTR's	Rec OTR's	Total Rec
				2020			
Expenditures							
Mandate - Econ Security	153,777	277,342	184,483	326,268	0	0	326,268
Total Expenditures	153,777	277,342	184,483	326,268	0	0	326,268
Revenues							
State Aid	76,178	136,583	90,072	157,758	0	0	157,758
Local Revenues	1,054	4,202	4,340	10,752	0	0	10,752
Other Revenues	0	1,149	0	0	0	0	0
Total Revenues	77,232	141,934	94,412	168,510	0	0	168,510
Budgeting Unit Net Local	76,545	135,408	90,071	157,758	0	0	157,758

Social Services Department

OTR # 76 **Priority** 1 **OTR Name** HSB Security Risk Assessment

Description In recent years the Human Services Building has experienced significant increases in instances of aggression between patrons as well as verbal and physical aggression directed toward county staff. In addition, there has been an increase in the presence of persons without legitimate business both on the building's grounds and in the lobby.

We believe that the increased rate and severity of incidents are the result of a mix of growing social problems (opioid addiction, increased homelessness), new or changed State programs (Code Blue), and local initiatives (co-location of Probation's Day Reporting program in the HSB, the success of ATI programs at preventing unnecessary incarcerations.) The combined result is that more people with more challenging behaviors are spending more time in and around the facility.

Although some upgrades and adjustments have been made during the intervening years, the HSB's security measures have not been comprehensively and professionally evaluated since the facility's construction nearly a quarter century ago. On the recommendation of other counties who have employed them for this purpose, Social Services has secured a quote from Business Protection Services for such a study to be conducted for the Human Services Building.

		<u>Account</u>	<u>Requested</u>	<u>Recommended</u>
6010	54442	PROFESSIONAL SERVICES	8,300 ONE-TIME	8,300 ONE-TIME
		Local Share	8,300	8,300

OTR # 58 **Priority** 2 **OTR Name** STEHP program - local expansion

Description "Solutions to End Homelessness Program" (STEHP) is a competitive grant combining Federal and State funds. Social Services has administered the grant for 9 years, subcontracting with a few local partners. Tompkins Community Action issues payments for two components: "Rapid Re-Housing" and "Prevention".

The programs have been successful; but in recent years the grant funds have only been sufficient to cover 70-75% of the service need. We were authorized \$42,000 in one-time funding in both 2018 and 2019, have expended the funds as planned, and are requesting that the funding be renewed for 2020.

		<u>Account</u>	<u>Requested</u>	<u>Recommended</u>
6010	54400	PROGRAM EXPENSE	42,000 ONE-TIME	42,000 ONE-TIME
		Local Share	42,000	42,000

Social Services Department

OTR # 81 **Priority** 3 **OTR Name** Caseworker for increasing "Representative Payee" caseload

Description

Financial Management is among the services provided by our Adult Protective Services unit for county residents who have demonstrated an inability to manage their finances and have no other trusted party to assist them. The clients who receive this service suffer from at least two disabilities and nearly all are entitled to benefits from the Social Security Administration. In such cases, the SSA grants Social Services the role of "Representative Payee", which involves receiving the client's benefits, paying their bills, and (insofar as their income supports it) distributing funds to the client for personal needs, entertainment, travel, etc.

Historically, the county's Mental Health Department has provided "Representative Payee" services to a subset of the clients whom they otherwise are serving; but they intend to discontinue that when the employee who has been administering it retires next spring.

In preparation for that event, Mental Health has not taken on new "Representative Payee" clients for much of 2019; Social Services has added many of them to our caseload instead, and we anticipate taking on much of Mental Health's current "Rep Payee" caseload. The two Departments have begun planning for the upcoming transition, which will start this fall and conclude in early 2020, and have agreed in principle to a transfer of appropriation authority, associated local funding, and fiscal target after Mental Health's employee retires.

Social Services is requesting appropriation authority and one-time funding sufficient to support a new Caseworker position during the first half of 2020.

		<u>Account</u>	<u>Requested</u>	<u>Recommended</u>
6010	43601	MEDICAL ASSISTANCE	35 ONE-TIME	35 ONE-TIME
6010	51200562	CASEWORKER	27,546 ONE-TIME	27,546 ONE-TIME
6010	43610	DSS ADM	-16,958 ONE-TIME	-16,958 ONE-TIME
6010	44601	MEDICAL ASSISTANCE	34 ONE-TIME	34 ONE-TIME
6010	44610	DSS ADM	134 ONE-TIME	134 ONE-TIME
6010	44611	FOOD STAMPS	300 ONE-TIME	300 ONE-TIME
6010	44619	CHILD CARE	-4,065 ONE-TIME	-4,065 ONE-TIME
6010	58800	FRINGES	13,184 ONE-TIME	13,184 ONE-TIME
Local Share			20,210	20,210
Social Services Department Total			70,510	70,510

Tompkins Center for History & Culture

Opening in 2019 the Tompkins Center for History and Culture will be a vibrant cultural destination on the Commons in downtown Ithaca, NY. It will deliver engaging multimedia exhibits and program experiences on local and regional history and on Tompkins County's impact on the world. TCHC has three main goals: 1) build community by offering opportunities to deepen connections among County residents through sharing of narratives and place-based initiatives; 2) engage the public in a vibrant exploration of our unique community through history, heritage and cultural lenses; and 3) orient visitors to local tourism opportunities. Also, the co-location of the Downtown Visitors Center generates additional opportunities for the CVB's visitor services staff to engage more visitors in exploring the community.

Consolidated Budget

	2017 Actual	2018 Actual	2019 Modified	2020			
				Target	Req OTR's	Rec OTR's	Total Rec
Expenditures							
All Other Contr. Svcs	0	448	50,000	50,000	0	0	50,000
Maintenance	0	1,177	87,500	87,500	0	0	87,500
Utilities	0	13,676	38,000	38,000	0	0	38,000
Other	0	0	20,000	20,000	0	0	20,000
Total Expenditures	0	15,301	195,500	195,500	0	0	195,500
Revenues							
Other Revenues	0	0	195,500	195,500	0	0	195,500
Total Revenues	0	0	195,500	195,500	0	0	195,500
Dept. Net Local	0	15,301	0	0	0	0	0

Tompkins Center for History & Culture

7989 TOMP CTR FOR HIST&CULTURE

	2017 Actual	2018 Actual	2019 Modified	Target	Req OTR's	Rec OTR's	Total Rec
					2020		
Expenditures							
All Other Contr. Svcs	0	448	50,000	50,000	0	0	50,000
Maintenance	0	1,177	87,500	87,500	0	0	87,500
Utilities	0	13,676	38,000	38,000	0	0	38,000
Other	0	0	20,000	20,000	0	0	20,000
Total Expenditures	0	15,301	195,500	195,500	0	0	195,500
Revenues							
Other Revenues	0	0	195,500	195,500	0	0	195,500
Total Revenues	0	0	195,500	195,500	0	0	195,500
Budgeting Unit Net Local	0	15,301	0	0	0	0	0

Tourism Promotion

Hotel room occupancy tax (established by Local Law No. 4 of 1989) is used to strengthen Tompkins County's tourism products and marketing to insure a healthy tourism industry in Tompkins County. The Convention and Visitors Bureau is supported by these funds, and other initiatives are also financed by this program to encourage the development of, and out-of-county marketing for, attractions, events, and activities that will increase stay-over visitors in Tompkins County. The room tax fund balance is a result of tourism program revenues exceeding expenditures in prior years. Hotel room occupancy taxes are used for the enhancement of the general economy of Tompkins County through promotion of tourism.

Consolidated Budget

	2017 Actual	2018 Actual	2019 Modified	2020			
				Target	Req OTR's	Rec OTR's	Total Rec
Expenditures							
Professional Services	0	0	0	272,505	0	0	272,505
Program Expense	79,551	86,622	88,070	0	0	0	0
Other	1,846,962	2,092,555	2,322,972	2,216,579	0	0	2,216,579
Other Finance	0	100,000	0	0	0	0	0
Total Expenditures	1,926,513	2,279,177	2,411,042	2,489,084	0	0	2,489,084
Revenues							
Local Revenues	2,235,593	2,339,050	2,411,042	2,489,084	0	0	2,489,084
Total Revenues	2,235,593	2,339,050	2,411,042	2,489,084	0	0	2,489,084
Dept. Net Local	-309,080	-59,873	0	0	0	0	0

Tourism Promotion

6475 ROOM TAX				Target	Req OTR's	Rec OTR's	Total Rec
	2017 Actual	2018 Actual	2019 Modified		2020		
Expenditures							
Professional Services	0	0	0	272,505	0	0	272,505
Program Expense	79,551	86,622	88,070	0	0	0	0
Other	1,846,962	2,092,555	2,322,972	2,216,579	0	0	2,216,579
Other Finance	0	100,000	0	0	0	0	0
Total Expenditures	1,926,513	2,279,177	2,411,042	2,489,084	0	0	2,489,084
Revenues							
Local Revenues	2,235,593	2,339,050	2,411,042	2,489,084	0	0	2,489,084
Total Revenues	2,235,593	2,339,050	2,411,042	2,489,084	0	0	2,489,084
Budgeting Unit Net Local	-309,080	-59,873	0	0	0	0	0

Transportation Planning

Transportation Planning oversees Federal and State Grant and County Mobility Management. Grant management includes developing proposals, reporting and monitoring sub-recipients compliance with Federal and State regulations. The unit manages a \$15 million portfolio of Federal Transit Administration (FTA) grants and New York State Transit Operating Assistance program. Mobility management includes coordinating county and regional programs: manage Tompkins County's Coordinated Transportation Planning program with ITCTC; support the implementation of the seven-county regional mobility plan to improve inter-county commuting and access to regional health care centers (MoveTogetherNY.org); support Way2Go County mobility education program; work with individuals, human service agencies and others to identify service gaps and strategies to improve mobility services with all mobility providers. Additional responsibilities include: organizing regional workshops/meetings; assisting ITCTC to develop the Transportation Improvement Plan (TIP) and State TIP and consulting with ITCTC, TCAT, Gadabout, and other agencies on public transportation projects. In 2018-19, Transportation Planning coordinates the FTA On-Ramp Project to develop a business model for a Mobility-as-a-Service pilot.

Consolidated Budget

	2017 Actual	2018 Actual	2019 Modified	2020			Total Rec
				Target	Req OTR's	Rec OTR's	
Expenditures							
Salary and Wages	71,802	73,519	74,967	76,466	0	0	76,466
Premium Pay	700	1,500	1,750	1,750	0	0	1,750
Fringe Benefits	31,473	34,393	37,446	37,434	0	0	37,434
Automotive Equipment	25	0	0	0	0	0	0
Other Capital Equip	23	0	400	400	0	0	400
Other Supplies	36	133	1,000	1,001	0	0	1,001
Travel Training	3,577	2,494	4,000	4,100	0	0	4,100
All Other Contr. Svcs	431,576	432,362	617,039	520,653	0	0	520,653
Program Expense	6,383	3,649	8,800	8,900	0	0	8,900
Other	1,094	1,265	5,100	5,150	0	0	5,150
State Aid	0	4,166	0	0	0	0	0
Total Expenditures	546,689	553,481	750,502	655,854	0	0	655,854
Revenues							
Federal Aid	411,003	383,618	573,720	485,198	0	0	485,198
State Aid	14,589	40,539	64,076	57,463	0	0	57,463
Other Revenues	27	2,388	3,000	2,000	0	0	2,000
Total Revenues	425,619	426,545	640,796	544,661	0	0	544,661
Dept. Net Local	121,070	126,936	109,706	111,193	0	0	111,193

Transportation Planning

Full Time Equivalent

	2016 Budget	2017 Budget	2018 Budget	2019 Budget	2020 Target	OTR Req	OTR Rec	2020 Total
Chief Transportation Planner	1.00	1.00	1.00	1.00	1.00	0.00	0.00	1.00
	1.00	1.00	1.00	1.00	1.00	0.00	0.00	1.00

Transportation Planning

5631 TRANSPORTATION PLANNER

	2017 Actual	2018 Actual	2019 Modified	Target	Req OTR's	Rec OTR's	Total Rec
				2020			
Expenditures							
Salary and Wages	71,802	73,519	74,967	76,466	0	0	76,466
Premium Pay	700	1,500	1,750	1,750	0	0	1,750
Fringe Benefits	31,473	34,393	37,446	37,434	0	0	37,434
Automotive Equipment	25	0	0	0	0	0	0
Other Capital Equip	23	0	400	400	0	0	400
Other Supplies	36	133	1,000	1,001	0	0	1,001
Travel Training	3,577	2,494	4,000	4,100	0	0	4,100
All Other Contr. Svcs	431,576	432,362	617,039	520,653	0	0	520,653
Program Expense	6,383	3,649	8,800	8,900	0	0	8,900
Other	1,094	1,265	5,100	5,150	0	0	5,150
State Aid	0	4,166	0	0	0	0	0
Total Expenditures	546,689	553,481	750,502	655,854	0	0	655,854
Revenues							
Federal Aid	411,003	383,618	573,720	485,198	0	0	485,198
State Aid	14,589	40,539	64,076	57,463	0	0	57,463
Other Revenues	27	2,388	3,000	2,000	0	0	2,000
Total Revenues	425,619	426,545	640,796	544,661	0	0	544,661
Budgeting Unit Net Local	121,070	126,936	109,706	111,193	0	0	111,193

Unallocated Revenues

Unallocated Revenues include: Sales Tax, Interest Income, Rent on County owned properties, Payments in Lieu of Tax, Interest & Penalties on delinquent taxes, and other non-departmental revenue

Consolidated Budget

	2017 Actual	2018 Actual	2019 Modified	2020			Total Rec
				Target	Req OTR's	Rec OTR's	
Expenditures							
Total Expenditures	0	0	0	0	0	0	0
Revenues							
State Aid	1,868,528	2,074,448	1,293,000	1,603,731	0	0	1,603,731
Local Revenues	85,775,391	88,433,626	87,858,726	39,455,637	0	0	39,455,637
Other Revenues	860,313	1,175,305	896,875	881,079	0	0	881,079
Total Revenues	88,504,232	91,683,379	90,048,601	41,940,447	0	0	41,940,447
Dept. Net Local	-88,504,232	-91,683,379	-90,048,601	-41,940,447	0	0	-41,940,447

Unallocated Revenues

9999 UNALLOCATED REVENUE				Target	Req OTR's	Rec OTR's	Total Rec
	2017 Actual	2018 Actual	2019 Modified		2020		
Expenditures							
Total Expenditures	0	0	0	0	0	0	0
Revenues							
State Aid	1,868,528	2,074,448	1,293,000	1,603,731	0	0	1,603,731
Local Revenues	85,775,391	88,433,626	87,858,726	39,455,637	0	0	39,455,637
Other Revenues	860,313	1,175,305	896,875	881,079	0	0	881,079
Total Revenues	88,504,232	91,683,379	90,048,601	41,940,447	0	0	41,940,447
Budgeting Unit Net Local	-88,504,23	-91,683,37	-90,048,60	-41,940,44	0	0	-41,940,44

Veterans Service Agency

Pursuant to the County Charter and Executive Law Â§ 357, Tompkins County is required to have a County Veterans Service Agency as well as a Director to serve the County. The mission of the office is to provide entitlement information and advocacy assistance to military personnel, veterans, and their dependents in matters relating to veterans law. The Director is required to be accredited as a Veterans Service Organization (VSO) representative within eighteen months of appointment. â€Accreditation shall mean the authority granted by the United States Department of Veterans Affairs to assist veterans and their family members in the preparation, presentation, and prosecution of claims for benefits pursuant to federal regulations. 2019 is the first year of the Tompkins County Veterans Service Agency.

Consolidated Budget

	2017 Actual	2018 Actual	2019 Modified	2020			Total Rec
				Target	Req OTR's	Rec OTR's	
Expenditures							
Salary and Wages	0	0	61,739	76,187	0	0	76,187
Fringe Benefits	0	0	30,135	36,463	0	0	36,463
Other Capital Equip	0	0	2,186	2,186	0	0	2,186
Other Supplies	0	0	800	800	0	0	800
Travel Training	0	0	1,500	1,500	0	0	1,500
Program Expense	0	0	1,500	1,500	0	0	1,500
Utilities	0	0	840	840	0	0	840
Other	0	0	1,300	1,300	0	0	1,300
Total Expenditures	0	0	100,000	120,776	0	0	120,776
Dept. Net Local	0	0	100,000	120,776	0	0	120,776

Veterans Service Agency

Full Time Equivalent

	2016 Budget	2017 Budget	2018 Budget	2019 Budget	2020 Target	OTR Req	OTR Rec	2020 Total
Director of Veterans Services	0.00	0.00	0.00	0.00	1.00	0.00	0.00	1.00
	0.00	0.00	0.00	0.00	1.00	0.00	0.00	1.00

Veterans Service Agency

6510 VETERANS SERVICE AGENCY

	2017 Actual	2018 Actual	2019 Modified	Target	Req OTR's	Rec OTR's	Total Rec
				2020			
Expenditures							
Salary and Wages	0	0	61,739	76,187	0	0	76,187
Fringe Benefits	0	0	30,135	36,463	0	0	36,463
Other Capital Equip	0	0	2,186	2,186	0	0	2,186
Other Supplies	0	0	800	800	0	0	800
Travel Training	0	0	1,500	1,500	0	0	1,500
Program Expense	0	0	1,500	1,500	0	0	1,500
Utilities	0	0	840	840	0	0	840
Other	0	0	1,300	1,300	0	0	1,300
Total Expenditures	0	0	100,000	120,776	0	0	120,776
Budgeting Unit Net Local	0	0	100,000	120,776	0	0	120,776

Weights & Measures Department

The mission of Weights and Measures is to uphold the relevant state Agriculture and Market laws that protect and serve consumers as well as business owners. This is done through the inspection, testing and certification of all commercially used weighing and measuring devices (e.g., scales, gasoline pumps, fuel oil dispensers) in the County. Devices not in compliance are either ordered out of service for repair or condemned. Weights and Measures also inspects packaged commodities for accurate weight, measure, or numerical count, and responds to consumer complaints and questions. Fees are assessed for device testing and are used to offset the cost of operating the program. This is a state-mandated program.

Consolidated Budget

	2017 Actual	2018 Actual	2019 Modified	2020			
				Target	Req OTR's	Rec OTR's	Total Rec
Expenditures							
Salary and Wages	76,516	84,997	111,073	88,160	25,135	25,135	113,295
Premium Pay	3,532	1,821	2,750	2,000	0	0	2,000
Fringe Benefits	34,749	39,320	55,306	43,151	12,030	12,030	55,181
Automotive Equipment	3,000	0	0	0	0	0	0
Other Capital Equip	1,733	0	0	0	0	0	0
Vehicle Fuel and Maint	1,598	2,365	3,800	3,461	0	0	3,461
Other Supplies	169	249	325	325	0	0	325
Travel Training	79	272	400	400	0	0	400
All Other Contr. Svcs	180	185	200	200	0	0	200
Program Expense	364	523	650	650	0	0	650
Utilities	1,410	1,513	2,060	1,760	0	0	1,760
Other	202	201	275	275	0	0	275
Total Expenditures	123,532	131,446	176,839	140,382	37,165	37,165	177,547
Revenues							
Local Revenues	25,042	25,366	22,500	22,775	0	0	22,775
Total Revenues	25,042	25,366	22,500	22,775	0	0	22,775
Dept. Net Local	98,490	106,080	154,339	117,607	37,165	37,165	154,772

Weights & Measures Department

Full Time Equivalents

	2016 Budget	2017 Budget	2018 Budget	2019 Budget	2020 Target	OTR Req	OTR Rec	2020 Total
Director of Weights & Measures	1.00	1.00	1.00	1.00	1.00	0.00	0.00	1.00
Inspector of Weights & Measures	0.00	0.50	0.50	1.00	0.50	0.50	0.50	1.00
	1.00	1.50	1.50	2.00	1.50	0.50	0.50	2.00

Weights & Measures Department

3630 WEIGHTS & MEASURES

	2017 Actual	2018 Actual	2019 Modified	Target	Req OTR's	Rec OTR's	Total Rec
				2020			
Expenditures							
Salary and Wages	76,516	84,997	111,073	88,160	25,135	25,135	113,295
Premium Pay	3,532	1,821	2,750	2,000	0	0	2,000
Fringe Benefits	34,749	39,320	55,306	43,151	12,030	12,030	55,181
Automotive Equipment	3,000	0	0	0	0	0	0
Other Capital Equip	1,733	0	0	0	0	0	0
Vehicle Fuel and Maint	1,598	2,365	3,800	3,461	0	0	3,461
Other Supplies	169	249	325	325	0	0	325
Travel Training	79	272	400	400	0	0	400
All Other Contr. Svcs	180	185	200	200	0	0	200
Program Expense	364	523	650	650	0	0	650
Utilities	1,410	1,513	2,060	1,760	0	0	1,760
Other	202	201	275	275	0	0	275
Total Expenditures	123,532	131,446	176,839	140,382	37,165	37,165	177,547
Revenues							
Local Revenues	25,042	25,366	22,500	22,775	0	0	22,775
Total Revenues	25,042	25,366	22,500	22,775	0	0	22,775
Budgeting Unit Net Local	98,490	106,080	154,339	117,607	37,165	37,165	154,772

Weights & Measures Department

OTR # 7 **Priority** 1 **OTR Name** New Inspectors Training

Description This OTR asks for \$37,165 in One-time funding to support succession planning and related necessary training in the Dept of Weights and Measures.

In a 2019 OTR the Tompkins County Legislature approved One-time funding to increase the Weights and Measures Inspector position to full-time in order to take on the initial training burden related to the day-to-day activities of the position. Due to unexpected turn-over in the Inspector position, this need for initial training and the full-time hours to undertake it has not gone away. I have just hired a new Inspector to train and mentor to be my replacement when I retire in early 2020.

The succession plan includes my continuing in the director role on a part-time basis into the middle of 2020, the Inspector stepping into my role mid-year, and the hiring of a new inspector full-time at the half-year mark to begin the initial training at full-time.

<u>Account</u>		<u>Requested</u>	<u>Recommended</u>
3630	51000727 WGTS & MEAS	25,135 ONE-TIME	25,135 ONE-TIME
3630	58800 FRINGES	12,030 ONE-TIME	12,030 ONE-TIME
Local Share		37,165	37,165
Weights & Measures Department Total		37,165	37,165

Workforce Development Board

The Workforce Development Board enhances the productivity and competitiveness of Tompkins County by developing and coordinating employment and training resources that meet employer workforce needs and facilitate employment and development opportunities for individuals. Key to these efforts, is a continuous contact with the business community. This is done in partnership with economic development to ensure that workforce priorities are aligned with economic development strategies in a manner that is responsive to current needs and future demand.

Consolidated Budget

	2017 Actual	2018 Actual	2019 Modified	2020			Total Rec
				Target	Req OTR's	Rec OTR's	
Expenditures							
Salary and Wages	118,744	120,871	158,507	155,905	35,889	35,889	191,794
Premium Pay	1,145	2,431	2,738	1,675	0	0	1,675
Fringe Benefits	52,044	55,844	78,578	75,418	17,176	17,176	92,594
Other Capital Equip	0	697	2,500	2,000	0	0	2,000
Other Supplies	360	532	1,150	4,050	0	0	4,050
Travel Training	4,511	2,274	7,000	8,000	0	0	8,000
All Other Contr. Svcs	310,192	305,333	318,294	237,552	0	0	237,552
Program Expense	450	7,212	7,000	16,000	0	0	16,000
Utilities	2,348	1,860	2,600	2,600	0	0	2,600
Rent	13,007	13,238	13,629	13,715	0	0	13,715
Other	3,818	3,870	4,193	6,193	0	0	6,193
Total Expenditures	506,619	514,162	596,189	523,108	53,065	53,065	576,173
Revenues							
Federal Aid	338,572	336,593	373,762	374,425	0	0	374,425
Other Revenues	92,163	94,658	83,599	17,675	0	0	17,675
Interfund Transf & Rev	86,747	132,028	138,828	131,008	53,065	53,065	184,073
Total Revenues	517,482	563,279	596,189	523,108	53,065	53,065	576,173
Dept. Net Local	-10,863	-49,117	0	0	0	0	0

Workforce Development Board

Full Time Equivalents

	2016 Budget	2017 Budget	2018 Budget	2019 Budget	2020 Target	OTR Req	OTR Rec	2020 Total
Administrative Coordinator	0.85	0.85	1.35	1.35	1.35	-0.50	-0.50	0.85
Deputy Workforce Development	0.00	0.00	0.00	0.00	0.00	1.00	1.00	1.00
Director	1.00	1.00	1.00	1.00	1.00	0.00	0.00	1.00
	1.85	1.85	2.35	2.35	2.35	0.50	0.50	2.85

Workforce Development Board

6290 WORKFORCE DEV BOARD

	2017 Actual	2018 Actual	2019 Modified	Target	Req OTR's	Rec OTR's	Total Rec
				2020			
Expenditures							
Salary and Wages	118,744	120,871	158,507	155,905	35,889	35,889	191,794
Premium Pay	1,145	2,431	2,738	1,675	0	0	1,675
Fringe Benefits	52,044	55,844	78,578	75,418	17,176	17,176	92,594
Other Capital Equip	0	697	2,500	2,000	0	0	2,000
Other Supplies	360	532	1,150	4,050	0	0	4,050
Travel Training	4,511	2,274	7,000	8,000	0	0	8,000
All Other Contr. Svcs	310,192	305,333	318,294	237,552	0	0	237,552
Program Expense	450	7,212	7,000	16,000	0	0	16,000
Utilities	2,348	1,860	2,600	2,600	0	0	2,600
Rent	13,007	13,238	13,629	13,715	0	0	13,715
Other	3,818	3,870	4,193	6,193	0	0	6,193
Total Expenditures	506,619	514,162	596,189	523,108	53,065	53,065	576,173
Revenues							
Federal Aid	338,572	336,593	373,762	374,425	0	0	374,425
Other Revenues	92,163	94,658	83,599	17,675	0	0	17,675
Interfund Transf & Rev	86,747	132,028	138,828	131,008	53,065	53,065	184,073
Total Revenues	517,482	563,279	596,189	523,108	53,065	53,065	576,173
Budgeting Unit Net Local	-10,863	-49,117	0	0	0	0	0

Workforce Development Board

OTR # 57 **Priority** 1 **OTR Name** Add Deputy Workforce Development Director position

Description

The creation and funding of this position will allow the Workforce Development Board staff to carry out critical work needed in workforce development. This position would focus on compliance, program monitoring, continuous improvement, promulgating best practices with workforce development programs across the community, assist the Workforce Development Director with convening businesses, workforce providers and educational entities to create training opportunities, act as a liaison to state program contacts, etc. In addition, the creation of this position will allow us to focus on identifying career ladders and creating materials and campaigns designed to provide youth, the unemployed, the underemployed and the people that are currently not in the labor force with information on our labor market.

This OTR would upgrade the existing part-time Administrative Coordinator position to a full-time Deputy Workforce Development Director position. This would bring the WDB staffing from 2.35 FTE's to 2.85 FTE's (.15 FTE is paid for by the Office of Employment and Training)

This OTR would be funded by an increase in interfund revenues that are raised and originate in the General Fund and are appropriated to the Workforce Development Board (CD-Fund). Therefore, a corresponding increase in the General Fund's "Contribution to Comm Dev" unit (9502, in the Interfund Distribution section of the Budget) is required.

<u>Account</u>	<u>Requested</u>	<u>Recommended</u>
6290 51000251 DEPUTY WORKFORCE	35,889 TARGET	35,889 TARGET
6290 58800 FRINGES	17,176 TARGET	17,176 TARGET
6290 42801 INTERFUND REVENUES	-53,065 TARGET	-53,065 TARGET
Local Share	0	0
Workforce Development Board Total	0	0

Workforce NY Career Center

The Office of Employment and Training provides Workforce Innovation and Opportunity Act Programs that offer employment services for Adults, Dislocated Workers and Youth. Employment services may include job development, job readiness, employment assessment, one-on-one employment counseling and training. New regulations state there are no income eligibility guidelines, however, intensive and training services are priority based, as determined by the local Workforce Development Board. In addition, workforce development services are provided to area businesses to assist them with obtaining, retaining, and training employees to meet the needs of their business.

Consolidated Budget

	2017 Actual	2018 Actual	2019 Modified	2020			
				Target	Req OTR's	Rec OTR's	Total Rec
Expenditures							
Salary and Wages	473,728	518,463	594,498	707,882	0	0	707,882
Overtime	37	73	0	0	0	0	0
Premium Pay	6,514	4,532	3,513	1,825	0	0	1,825
Fringe Benefits	152,299	173,986	210,686	244,183	0	0	244,183
Other Capital Equip	501	2,261	3,200	3,200	0	0	3,200
Other Supplies	1,671	1,056	6,400	6,600	0	0	6,600
Travel Training	2,849	2,963	9,000	9,000	0	0	9,000
All Other Contr. Svcs	2,316	3,419	2,320	2,320	0	0	2,320
Program Expense	91,496	91,666	294,421	373,437	0	0	373,437
Utilities	8,488	8,991	8,450	9,840	0	0	9,840
Rent	18,186	21,473	48,186	48,186	0	0	48,186
Other	4,500	4,240	7,420	8,870	0	0	8,870
Total Expenditures	762,585	833,123	1,188,094	1,415,343	0	0	1,415,343
Revenues							
Federal Aid	606,157	720,265	999,036	1,204,694	0	0	1,204,694
Other Revenues	65,091	58,914	72,349	94,389	0	0	94,389
Interfund Transf & Rev	88,036	130,039	116,709	116,260	0	0	116,260
Total Revenues	759,284	909,218	1,188,094	1,415,343	0	0	1,415,343
Dept. Net Local	3,301	-76,095	0	0	0	0	0

Workforce NY Career Center

Full Time Equivalents

	2016 Budget	2017 Budget	2018 Budget	2019 Budget	2020 Target	OTR Req	OTR Rec	2020 Total
Administrative Coordinator	0.15	0.15	0.15	0.15	0.15	0.00	0.00	0.15
Employment and Training Clerk	1.00	1.00	1.00	0.00	0.00	0.00	0.00	0.00
Employment and Training Director	1.00	1.00	1.00	1.00	1.00	0.00	0.00	1.00
Workforce Development	1.00	1.00	1.00	1.00	1.00	0.00	0.00	1.00
Workforce Development Specialist	1.00	1.50	1.50	3.00	4.00	0.00	0.00	4.00
Workforce Transition Specialist	2.00	2.00	2.00	2.00	2.00	0.00	0.00	2.00
	6.15	6.65	6.65	7.15	8.15	0.00	0.00	8.15

Workforce NY Career Center

6292 EMPLOYMENT & TRAINING

	2017 Actual	2018 Actual	2019 Modified	Target	Req OTR's	Rec OTR's	Total Rec
				2020			
Expenditures							
Salary and Wages	473,728	518,463	594,498	707,882	0	0	707,882
Overtime	37	73	0	0	0	0	0
Premium Pay	6,514	4,532	3,513	1,825	0	0	1,825
Fringe Benefits	152,299	173,986	210,686	244,183	0	0	244,183
Other Capital Equip	501	2,261	3,200	3,200	0	0	3,200
Other Supplies	1,671	1,056	6,400	6,600	0	0	6,600
Travel Training	2,849	2,963	9,000	9,000	0	0	9,000
All Other Contr. Svcs	2,316	3,419	2,320	2,320	0	0	2,320
Program Expense	91,496	91,666	294,421	373,437	0	0	373,437
Utilities	8,488	8,991	8,450	9,840	0	0	9,840
Rent	18,186	21,473	48,186	48,186	0	0	48,186
Other	4,500	4,240	7,420	8,870	0	0	8,870
Total Expenditures	762,585	833,123	1,188,094	1,415,343	0	0	1,415,343
Revenues							
Federal Aid	606,157	720,265	999,036	1,204,694	0	0	1,204,694
Other Revenues	65,091	58,914	72,349	94,389	0	0	94,389
Interfund Transf & Rev	88,036	130,039	116,709	116,260	0	0	116,260
Total Revenues	759,284	909,218	1,188,094	1,415,343	0	0	1,415,343
Budgeting Unit Net Local	3,301	-76,095	0	0	0	0	0

Youth Services Department

It is the mission of the Tompkins County Youth Services Department to invest time, resources and funding in communities to enable all youth to thrive in school, work and life. The Tompkins County Charter and NYS Executive Law charge the Department with planning and coordinating youth services throughout Tompkins County.

TCYSD is a planning entity which provides direct services for youth through assessing youth needs, contracting with appropriate youth program providers, monitoring the performance of funded programs, coordinating public and private youth programs, supporting the training of youth workers and their organizations, and assisting local municipalities to assess and address their local youth needs.

Utilizing a continuum of care approach which weaves a web of youth services across Tompkins County, funding recommendations provided by the Youth Services Board utilize the department's resources to provide support for recreation, prevention, and intervention programs run by not-for-profit agencies and municipalities that provide over 40 programs serving over 7,000 youth per year.

Working with our collaborative partners the Youth Services Department is committed to making Tompkins County a place where all youth are given the opportunity to thrive.

Consolidated Budget

	2017 Actual	2018 Actual	2019 Modified	2020			
				Target	Req OTR's	Rec OTR's	Total Rec
Expenditures							
Salary and Wages	331,346	278,931	332,690	327,953	0	0	327,953
Overtime	66	50	0	0	0	0	0
Premium Pay	2,000	4,000	4,000	3,500	0	0	3,500
Fringe Benefits	140,834	127,886	156,597	155,226	0	0	155,226
Other Capital Equip	3,511	6,028	0	0	3,000	3,000	3,000
Other Supplies	5,329	1,800	2,910	4,437	0	0	4,437
Travel Training	14,769	13,276	7,700	7,200	0	0	7,200
Professional Services	39,078	45,155	61,033	37,600	29,000	29,000	66,600
All Other Contr. Svcs	722	722	740	740	0	0	740
Program Expense	816,933	835,090	864,628	864,628	22,446	22,446	887,074
Utilities	571	572	700	700	0	0	700
Other	20,302	20,625	13,600	16,650	0	0	16,650
Other Finance	212,081	228,680	224,733	237,384	0	0	237,384
Total Expenditures	1,587,542	1,562,815	1,669,331	1,656,018	54,446	54,446	1,710,464
Revenues							
Federal Aid	48,258	0	0	0	0	0	0
State Aid	167,430	175,056	139,433	139,433	0	0	139,433
Local Revenues	212,081	228,680	224,733	237,384	0	0	237,384
Other Revenues	120,936	95,388	101,392	89,928	0	0	89,928
Applied Rollover (Rev.)	0	0	20,000	0	32,000	32,000	32,000
Total Revenues	548,705	499,124	485,558	466,745	32,000	32,000	498,745
Dept. Net Local	1,038,837	1,063,691	1,183,773	1,189,273	22,446	22,446	1,211,719

Youth Services Department

Full Time Equivalents

	2016 Budget	2017 Budget	2018 Budget	2019 Budget	2020 Target	OTR Req	OTR Rec	2020 Total
Administrative Assistant	1.00	1.00	1.00	1.00	1.00	0.00	0.00	1.00
Coordinator of Community Youth	1.00	1.00	1.00	2.00	2.00	0.00	0.00	2.00
Deputy Director of Youth Services	0.00	0.00	0.00	1.00	1.00	0.00	0.00	1.00
Director	1.00	1.00	1.00	1.00	1.00	0.00	0.00	1.00
Planner	1.00	1.00	1.00	0.00	0.00	0.00	0.00	0.00
Program Management Specialist	2.00	1.50	2.00	0.00	0.00	0.00	0.00	0.00
	6.00	5.50	6.00	5.00	5.00	0.00	0.00	5.00

Youth Services Department

7020 YOUTH BUREAU

	2017 Actual	2018 Actual	2019 Modified	Target	Req OTR's	Rec OTR's	Total Rec
				2020			
Expenditures							
Salary and Wages	331,346	278,931	332,690	327,953	0	0	327,953
Overtime	66	50	0	0	0	0	0
Premium Pay	2,000	4,000	4,000	3,500	0	0	3,500
Fringe Benefits	140,834	127,886	156,597	155,226	0	0	155,226
Other Capital Equip	3,511	6,028	0	0	3,000	3,000	3,000
Other Supplies	5,329	1,800	2,910	4,437	0	0	4,437
Travel Training	14,769	13,276	7,700	7,200	0	0	7,200
Professional Services	39,078	45,155	61,033	37,600	29,000	29,000	66,600
All Other Contr. Svcs	722	722	740	740	0	0	740
Program Expense	5,698	1,927	400	400	0	0	400
Utilities	571	572	700	700	0	0	700
Other	20,302	20,625	13,600	16,650	0	0	16,650
Total Expenditures	564,226	500,972	580,370	554,406	32,000	32,000	586,406
Revenues							
Federal Aid	48,258	0	0	0	0	0	0
State Aid	7,517	7,543	7,526	7,526	0	0	7,526
Other Revenues	120,936	95,388	101,392	89,928	0	0	89,928
Applied Rollover (Rev.)	0	0	20,000	0	32,000	32,000	32,000
Total Revenues	176,711	102,931	128,918	97,454	32,000	32,000	129,454
Budgeting Unit Net Local	387,515	398,041	451,452	456,952	0	0	456,952

7022 YOUTH PROGRAMS

	2017 Actual	2018 Actual	2019 Modified	Target	Req OTR's	Rec OTR's	Total Rec
				2020			
Expenditures							
Program Expense	516,103	521,187	521,221	521,221	7,786	7,786	529,007
Other Finance	212,081	228,680	224,733	237,384	0	0	237,384
Total Expenditures	728,184	749,867	745,954	758,605	7,786	7,786	766,391
Revenues							
State Aid	159,913	167,513	131,907	131,907	0	0	131,907
Local Revenues	212,081	228,680	224,733	237,384	0	0	237,384
Total Revenues	371,994	396,193	356,640	369,291	0	0	369,291
Budgeting Unit Net Local	356,190	353,674	389,314	389,314	7,786	7,786	397,100

Youth Services Department

7026 MUNICIPAL YOUTH SERVICES

				Target	Req OTR's	Rec OTR's	Total Rec
	2017 Actual	2018 Actual	2019 Modified	2020			
Expenditures							
Program Expense	295,132	311,976	343,007	343,007	14,660	14,660	357,667
Total Expenditures	295,132	311,976	343,007	343,007	14,660	14,660	357,667
Revenues							
Total Revenues	0	0	0	0	0	0	0
Budgeting Unit Net Local	295,132	311,976	343,007	343,007	14,660	14,660	357,667

Youth Services Department

OTR # 8 **Priority** 1 **OTR Name** COLA for Contractors of Youth Services

Description The Tompkins County Youth Services provides local funding to agencies and municipalities that work with youth. While costs continue to increase for Youth Services contractors, the target budget does not provide for these increases. If funded, this request of \$14,646 will provide a 2% increase for those agencies and municipalities that contract with the Tompkins County Youth Services Department. This 2% increase is in alignment with the Cost of Living Adjustment afforded to other contractors in Tompkins County that provide similar Human Services programming to our community.

		<u>Account</u>	<u>Requested</u>	<u>Recommended</u>
7022	54400	PROGRAM EXPENSE	7,786 TARGET	7,786 TARGET
7026	54400	PROGRAM EXPENSE	6,860 TARGET	6,860 TARGET
		Local Share	14,646	14,646

OTR # 9 **Priority** 2 **OTR Name** Structural Support and System Sustainability

Description The Municipal Youth Services System (MYSS) was created out of need for a collaborative solution to the struggles faced by municipalities to support their own youth services staff. We partnered with Cornell Cooperative Extension's Rural Youth Services (RYS) to coordinate the system; serving 8 planning groups, 14 municipalities, 6 school districts, and over 2,000 youth annually, throughout Tompkins County.

In 2010 during the time of economic downturn, there was a need to make difficult decisions and funding levels were significantly decreased. At the time, the decision was made to take cost-cutting measures within administration, rather than reducing services provided to the youth. One of the major impacts of that decision was felt in 2012 with the elimination of the Assistant Coordinator position. The full brunt of administrative efforts associated with supervising 8 staff, managing 10 budgets, coordinating with 6 school districts, reporting to 8 municipal planning groups, writing and maintaining grants, risk assessment for each program, managing a fleet of 3 aging vans, maintaining databases, and much more fell solely to the RYS Coordinator.

Beginning in January 2019, through an approved OTR of target funding, we were able to reinstate the Cornell Cooperative Extension's RYS Assistant Coordinator position. Early projections indicated \$45,000 as requested would be sufficient to cover salary, fringe benefits, and associated costs for this position.

However, upon review of the job description, the Cornell Human Resources Department assessed this position be categorized as exempt or salaried. Due to this decision, the position was assigned a higher than expected salary base and coordinating fringe benefits. The 2019 RYS budget deficit will be covered by using one-time reserve funds in the RYS budget. However, they are not able to cover the shortage going forward. In a desire to solidify sustainability and structural support to the Assistant Coordinator position and the MYSS, we are asking for an OTR of \$7,800 that will cover the increased costs associated with this position.

		<u>Account</u>	<u>Requested</u>	<u>Recommended</u>
7026	54400	PROGRAM EXPENSE	7,800 TARGET	7,800 TARGET
		Local Share	7,800	7,800

Youth Services Department

OTR # 10 **Priority** 3 **OTR Name** Achieving Youth Results Pitch Program

Description Our Achieving Youth Results (AYR) work allows Tompkins County to identify improvements that can be made to better support healthy development of young people. AYR began by setting six community goals and 12 indicators to help youth and families thrive in Tompkins County. Goals and indicators focus on the areas of Community, Economic Security, Education, Engagement, Family, and Health. Using these goals as a guideline, hundreds of community members identified means to help strengthen existing programs, provide additional resources to our communities, and improvements to be made because of AYR Community Convening Meetings.

The Achieving Youth Results Pitch Program was launched in 2018. Eight community groups were awarded a total of \$20,000. With this funding, 590 youth were served from 13 municipalities in Tompkins County. The matched funding turned that \$20,000 in County resources into an approximate \$65,000 investment into youth programming.

We learned a great deal from our first year of the Pitch Program. During year two, 2019, we paid close attention to improving noted issues such as timing, community coach relationships, better orientation and preparation of the judges, and better communication with the applicants. Nine community groups were awarded funds and we anticipate an estimated \$58,000 investment in youth programming.

The Pitch Program has allowed the Department to work with additional agencies and organizations, support the development of new projects and bring community funders together as coaches. We wish to continue and build upon the Pitch Program for a third year using rollover funds. We feel that having data and experiences garnered from a third year will provide a significant window for tracking outcomes, and the observation of trends over time to solidify the impact the funds dedicated to this program have on the development of youth in Tompkins County.

		<u>Account</u>	<u>Requested</u>	<u>Recommended</u>
7020	41084	USE OF ROLLOVER	-20,000 ROLLOVER	-20,000 ROLLOVER
7020	54442	PROFESSIONAL SERVICES	20,000 ROLLOVER	20,000 ROLLOVER
Local Share			0	0

OTR # 11 **Priority** 4 **OTR Name** Municipal Youth Services System Recognition and Networking Event

Description We have over 50+ volunteers serving on 9 youth commissions and community councils across Tompkins County. These are dedicated volunteers who attend numerous meetings and work tirelessly for the youth in our communities. There is a range of those who have served 25+ years to those that are new to the system. If funded, this would allow us to provide an event that would bring all commissions and council members together, as well as elected officials, Youth Services Board members, and program providers. We will bring in a speaker to address the group as well as guide the discussion. This event would be a time to network and learn from others, see how other commissions/councils operate, explore how municipalities could partner and work together, learn about the different programs being offered and services supported and get to know other volunteers. This type of event helps to inspire, motivate and empower the volunteers as they go back to their municipalities with new ideas, renewed energy, and hope.

It has been over a decade since the Tompkins County Youth Services Department has been able to host a similar event. We envision this as an opportunity to empower, energize, and set the foundation for important strategic conversations as we move forward and look for ways to strengthen and sustain the positive impact the Municipal Youth Services System has on youth throughout Tompkins County.

		<u>Account</u>	<u>Requested</u>	<u>Recommended</u>
7020	41084	USE OF ROLLOVER	-6,000 ROLLOVER	-6,000 ROLLOVER
7020	54442	PROFESSIONAL SERVICES	6,000 ROLLOVER	6,000 ROLLOVER
Local Share			0	0

Youth Services Department

OTR # 12 **Priority** 5 **OTR Name** Office furnishings Sit-to-Stand Desks

Description It is estimated that between work and home the average person sits over 12 hours a day. If the human body sits for extended periods of time, it can lead to a variety of negative health factors such as increased risk of diabetes, heart disease, weight gain, obesity, and early death. This one-time expense would be used to purchase staff members a desk converter, monitor arm to hold 2 monitors and an anti-fatigue mat. Research has shown that by having a stand-to-sit option, employees experience increased productivity, a boost in mood, a decrease in back and neck pain, along with improved core and leg muscles, better posture and circulation. Ultimately the goal is to support and safeguard the health and well-being of staff as they do the work of the department.

		<u>Account</u>	<u>Requested</u>		<u>Recommended</u>
7020	41084	USE OF ROLLOVER	-3,000 ROLLOVER		-3,000 ROLLOVER
7020	52214	OFFICE FURNISHINGS	3,000 ROLLOVER		3,000 ROLLOVER
Local Share			0		0

OTR # 22 **Priority** 6 **OTR Name** Tompkins County Youth Survey

Description This is a request to use rollover funding for our department's contribution towards the Student Survey. 2020 will mark the sixth time that the biennial survey is completed by every middle and high school student in Tompkins County. The Youth Services Department along with the school districts, TST BOCES, Community Coalition for Healthy Youth, Health Department, and local non-profits have committed to support this initiative as we move forward. If this funding for the county share is not provided, the survey will not continue and the data used by many non-profit organizations and County departments for identifying and understanding youth issues and trends, grant writing, and program development will not be available.

		<u>Account</u>	<u>Requested</u>		<u>Recommended</u>
7020	41084	USE OF ROLLOVER	-3,000 ROLLOVER		-3,000 ROLLOVER
7020	54442	PROFESSIONAL SERVICES	3,000 ROLLOVER		3,000 ROLLOVER
Local Share			0		0

Youth Services Department Total	22,446	22,446
--	--------	--------

Youth Services Recreation Partnership

The Intermunicipal Recreation Partnership is comprised of ten municipalities and Tompkins County, enabling 90% of the County's youth to be eligible to participate in a wide array of year-round recreation programs at discounted prices. With eleven municipal partners, it is one of the largest and most successful collaborations of its kind in the United States.

The Recreation Partnership jointly plans, funds, and oversees a set of 30+ programs through the Ithaca Youth Bureau, that no single community could afford to offer on its own. The Partnership is cost-effective by avoiding duplication of some programs and by centralizing others to achieve economies of scale. The Partnership provides the primary source of public recreation for some municipalities and it offers speciality camps, sports and non-competitive arts and culture programs that complement the local recreation programs of other communities. In 2014, the Partnership served over 3,000 different young people from throughout the municipalities in Tompkins County.

The inter-municipal agreement establishing the Partnership commits the County to two forms of support.

1. A new partnership agreement was reauthorized in 2017 for 2018-2022. By a large majority, the County Legislature committed to contributing 25% of the total municipal cost of programs that are not covered by program fees or other revenues. The City of Ithaca and Town of Ithaca, as the largest users of the programs, also agree to each pay 25% of the net costs and the smaller municipal members agree to share the remaining 25% based on an approved cost-sharing formula.
2. The County Youth Services Department provides in-kind staff support to the governing board of the Partnership that includes: collecting all municipal contributions, managing contracts with its primary provider the Ithaca Youth Bureau, and others as directed, making payments on behalf of the Partnership, and assisting committees in evaluating programs, soliciting requests for proposals as needed, analyzing expenditures and revenues, and/or helping to generate alternative revenues. Staff support is included in the Planning & Coordination Program of the Youth Services Department.

Consolidated Budget

	2017 Actual	2018 Actual	2019 Modified	2020			
				Target	Req OTR's	Rec OTR's	Total Rec
Expenditures							
Program Expense	276,488	282,020	287,660	293,412	0	0	293,412
Total Expenditures	276,488	282,020	287,660	293,412	0	0	293,412
Revenues							
Other Revenues	207,366	211,515	215,745	220,060	0	0	220,060
Total Revenues	207,366	211,515	215,745	220,060	0	0	220,060
Dept. Net Local	69,122	70,505	71,915	73,352	0	0	73,352

Youth Services Recreation Partnership

7021 RECREATION PARTNERSHIP

	2017 Actual	2018 Actual	2019 Modified	Target	Req OTR's 2020	Rec OTR's 2020	Total Rec
Expenditures							
Program Expense	276,488	282,020	287,660	293,412	0	0	293,412
Total Expenditures	276,488	282,020	287,660	293,412	0	0	293,412
Revenues							
Other Revenues	207,366	211,515	215,745	220,060	0	0	220,060
Total Revenues	207,366	211,515	215,745	220,060	0	0	220,060
Budgeting Unit Net Local	69,122	70,505	71,915	73,352	0	0	73,352

Animal Control - SPCA

SPCA of Tompkins County Cat Spay/Neuter/Vaccination Program

The SPCA of Tompkins County was founded in 1902 to protect companion animals. We are a no-kill shelter dedicated to preventing animal cruelty and overpopulation. We promote responsible pet stewardship by providing education, counseling and training to nurture and enhance the human-animal bond. Our mission-based programs include adoption services, humane education and support for Tompkins County residents and their animals in need. The SPCA of Tompkins County is an open-admission, no-kill shelter; we do not refuse animals in need because of age, medical condition, species or breed. No-kill means that the SPCA is committed to placing every animal who is healthy, treatable or manageable in medical and behavioral terms. However, this does not imply that we have unlimited capacity or resources. Every summer the shelter experiences an overwhelming influx of cats, many of whom are unplanned, unwanted newborn kittens. Even with the ability to place over 100 kittens in foster care at a time, the SPCA cannot meet the demand of incoming cats. Furthermore, housing hundreds of cats in cages at the shelter is not a humane, sustainable or financially feasible way to solve the problem.

The solution to cat overpopulation is a comprehensive spay/neuter program to prevent the birth of thousands of kittens each year.

The SPCA's Cat Spay/Neuter/Vaccination Program is a community collaboration between the SPCA, Tompkins County and its residents. This critical prevention program provides sterilization and New York State required rabies vaccination to two populations of cats in our community: feral or free-roaming cats and cats belonging to low income/income-qualified Tompkins County residents. Free-roaming cats are trapped by community members and transported to the SPCA for surgery. During surgery the cats are also vaccinated and ear tipped so that they can be identified as already altered. Income-qualified cat owners complete a program application and upon approval may sign up for the SPCA's weekly Spay/Neuter Clinic held every Tuesday and one weekend a month. In 2008, this program provided surgery and vaccinations for 1,030 cats, thereby preventing thousands of unwanted, unvaccinated kittens from flooding the community. From January through June, 2009, nearly 600 cats have been altered and rabies vaccinated due to Tompkins County's partnership in this program.

By working together, the SPCA, Tompkins County and its residents can continue this community-wide approach to the growing problem of cat overpopulation, and protect itself against the spread of rabies. The Cat Spay/Neuter/Vaccination Program's \$100,000 budget is funded in nearly equal thirds by each partner.

Consolidated Budget

	2017 Actual	2018 Actual	2019 Modified	2020			Total Rec
				Target	Req OTR's	Rec OTR's	
Expenditures							
Program Expense	35,044	35,745	36,460	37,189	0	0	37,189
Total Expenditures	35,044	35,745	36,460	37,189	0	0	37,189
Dept. Net Local	35,044	35,745	36,460	37,189	0	0	37,189

Animal Control - SPCA

3520 ANIMAL CONTROL

	2017 Actual	2018 Actual	2019 Modified	Target	Req OTR's	Rec OTR's	Total Rec
					2020		
Expenditures							
Program Expense	35,044	35,745	36,460	37,189	0	0	37,189
Total Expenditures	35,044	35,745	36,460	37,189	0	0	37,189
Budgeting Unit Net Local	35,044	35,745	36,460	37,189	0	0	37,189

Child Development Council

The Child Development Council is designated as Tompkins County's Child Care Resource and Referral (CCRR) agency by the New York State Office of Children and Family Services, and has a mission to promote the accessibility, growth, and development of quality child care.

Consolidated Budget

	2017 Actual	2018 Actual	2019 Modified	2020			
				Target	Req OTR's	Rec OTR's	Total Rec
Expenditures							
Program Expense	0	0	50,000	0	0	0	0
Total Expenditures	0	0	50,000	0	0	0	0
Dept. Net Local	0	0	50,000	0	0	0	0

Child Development Council

6303 CHILD DEVELOPMENT COUNCIL

				Target	Req OTR's	Rec OTR's	Total Rec
	2017 Actual	2018 Actual	2019 Modified	2020			
Expenditures							
Program Expense	0	0	50,000	0	0	0	0
Total Expenditures	0	0	50,000	0	0	0	0
Budgeting Unit Net Local	0	0	50,000	0	0	0	0

Cornell Cooperative Extension

Cornell Cooperative Extension of Tompkins County is a unique education resource that equips citizens to improve their lives and communities. Cooperative Extension's mission to strengthen youth, adults, families, and communities is achieved through learning partnerships with citizens, businesses, organizations, and governmental agencies that put knowledge to work. Cornell Cooperative Extension of Tompkins County is part of a statewide and national network that extends the research of the land grant universities to local residents. Local funding leverages state and federal support as well as other grants and volunteer resources.

Consolidated Budget

	2017 Actual	2018 Actual	2019 Modified	2020			
				Target	Req OTR's	Rec OTR's	Total Rec
Expenditures							
Program Expense	739,957	820,946	884,221	752,985	107,000	46,000	798,985
Total Expenditures	739,957	820,946	884,221	752,985	107,000	46,000	798,985
Dept. Net Local	739,957	820,946	884,221	752,985	107,000	46,000	798,985

Cornell Cooperative Extension

2981 COOPERATIVE EXTENSION

				Target	Req OTR's	Rec OTR's	Total Rec
	2017 Actual	2018 Actual	2019 Modified	2020			
Expenditures							
Program Expense	739,957	820,946	884,221	752,985	107,000	46,000	798,985
Total Expenditures	739,957	820,946	884,221	752,985	107,000	46,000	798,985
Budgeting Unit Net Local	739,957	820,946	884,221	752,985	107,000	46,000	798,985

Cornell Cooperative Extension

OTR # 59 **Priority** 1 **OTR Name** OEM Continuation

Description Continuation of partial funding for a new position in charge of operations and administrative management for the association. The position focuses on improving systems and processes to facilitate the development of a more inclusive organization and improve efficiency in its operations, facilities and programming. The association's tripling in size (staffing and programming) and complexity over the last 15 years necessitates changes in management structures in the association.

Partial funding for this position was approved in the 2018 budget in an OTR that provided \$30,000 in Target funding and projected using One-time funds for several years. The position was revisited in the 2019 budget process and \$30,000 in One-time funds were allocated, with the expectation that \$30,000 in One-time funds would be allocated again for 2020 and \$15,000 in One-time funding would be allocated in 2021. After 2021 the position will be self-sustaining.

		<u>Account</u>	<u>Requested</u>	<u>Recommended</u>
2981	54400	PROGRAM EXPENSE	30,000 ONE-TIME	30,000 ONE-TIME
		Local Share	30,000	30,000

OTR # 62 **Priority** 2 **OTR Name** Graduate Student Consulting/Internship Program

Description The purpose of the funding is to expand a successful program to recruit and support graduate student interns (currently Masters in Engineering, Masters in Social Work, Nutrition and Food Science, Social Enterprise, and Public Health) for work with both Cooperative Extension and other Tompkins County-based organizations. The expansion would enable Cooperative Extension to recruit and support PhD candidates and Post-Doctoral Fellows as interns/consultants to work with the county and with nonprofits on critical issues in environment, public health, food security, affordable housing and other areas.

The existing program has been able to leverage thousands of hours of Master's level students' time to support a wide range of projects in the county, and to help secure funding for many of those projects. The proposed expansion will engage 10-15 additional students and Fellows who have even more advanced research training and experience to each provide between 150-200 hours of research and writing support on issues of consequence to the county. It is expected that their efforts will also result in funding from grant proposals that they will contribute to developing.

One-time funding (\$16,000) is sought for this expansion, to cover a portion of the salary and expenses of the recruiter/manager.

		<u>Account</u>	<u>Requested</u>	<u>Recommended</u>
2981	54400	PROGRAM EXPENSE	16,000 ONE-TIME	11,000 ONE-TIME
		Local Share	16,000	11,000

Cornell Cooperative Extension

OTR # 60 **Priority** 3 **OTR Name** Strategic Planning

Description Cooperative Extension has nearly doubled in size and nearly tripled the amount of funding it brings into the county since it completed its last major strategic planning exercise 11 years ago, which involved gathering input from nearly 500 formal and informal leaders and community representatives from throughout the county. That planning effort resulted in the creation of our Environment Program, which now includes significant programming in transportation education (Way 2 Go), water related issues, practical steps that households can take to address climate change and a greatly expanded energy education program. The last strategic plan also identified a need for much more programming related to food systems, food access and health, and in response Cooperative Extension has more than doubled the funding/other resources it obtains from outside Tompkins County that are dedicated to food and health.

The county is facing even greater challenges now, requiring more coordination between organizations and county and town governments, and access to more resources. The roles that Cooperative Extension can play to help address those issues have changed as its size and revenue streams have grown, and a small amount of funding invested in a strategic planning effort would likely generate even greater returns for the county than the last strategic planning process. The proposed strategic planning effort will identify what roles Cooperative Extension should play in addressing the critical challenges that Tompkins County will face in the next 10 years, and will also focus on how Cooperative Extension can best:

- Coordinate with and support county government and the organizations that the county provides funds to, and
- Tap into and grow the resources that Cornell University (and other major potential revenue and resource streams) can provide Tompkins County to address the challenges that we face.

Funding will be used to pay for consultant fees, staff time and the costs of gathering input from a wide range of stakeholders from throughout the county.

		<u>Account</u>	<u>Requested</u>	<u>Recommended</u>
2981	54400	PROGRAM EXPENSE	18,000 ONE-TIME	0 ONE-TIME
		Local Share	18,000	0

OTR # 61 **Priority** 4 **OTR Name** Urban Outreach "Bridge" funding

Description To address a structural deficit while we develop new funding sources for the Urban Outreach after- school program. Cooperative Extension has operated an after-school, homework-support and mentoring program in the West Village and other low-income apartment complexes for over 35 years, with funding coming primarily from contributions by management units of the apartment complexes, private donations and Tompkins County. The largest contribution (\$30,000/year) came from the original owners/managers of West Village, and when the complex was sold about 10 years ago that funding stream was not continued by the new owners. More recently county funding was also reduced. Over the past decade we have patched together funding through grant writing and fundraising along with private donations, but the structural deficit continues to worsen, and the association is not in a position to continue to cover the deficit.

The association is developing plans for new funding sources for the program, and seeks one-time funding to help bridge the gap between revenue and expenses while developing the new funding sources.

		<u>Account</u>	<u>Requested</u>	<u>Recommended</u>
2981	54400	PROGRAM EXPENSE	18,000 ONE-TIME	0 ONE-TIME
		Local Share	18,000	0

Cornell Cooperative Extension

OTR # 63 **Priority** 5 **OTR Name** Ag District Review

Description This over target request is being submitted on behalf of the Tompkins County Agriculture & Farmland Protection Board (AFPB).

The purpose of this one-time funding request for 2020 of \$5000 is for conduct of the review of Agriculture District #1 in the eastern half of Tompkins County covering the Towns of Lansing, Groton, Dryden, Caroline, parts of Ithaca and Danby. Agriculture & Markets Law requires that districts be reviewed every 8 years and thus this request is being made to fulfill the legal obligation of the county to conduct the 8-year review of Ag Districts required by NYS Ag & Markets Law.

The review is designed to assess the District's effect on local government policies concerning community development, environmental protection, and preservation of the agriculture economy. To accomplish this, we will reach out to town boards and planning boards to identify how development goals mesh with district boundaries. Towns will be invited to submit requests for changes to district boundaries that will be considered by AFPB in making recommendations for district modification to the county legislature.

Additionally, the review must also address how the District has benefited farms, farm acreage and farmland protection goals. To accomplish this, we will survey farmers and landowners who rent to farmers to determine the level of agricultural activity and the extent to which the goals of the ag district program have been met.

Funding will be used to cover staff time and mailing and printing costs associated with the review.

		<u>Account</u>	<u>Requested</u>	<u>Recommended</u>
2981	54400	PROGRAM EXPENSE	5,000 ONE-TIME	5,000 ONE-TIME
		Local Share	5,000	5,000

OTR # 64 **Priority** 6 **OTR Name** Tompkins County Food System Planning

Description Over target request for one-time funds being sought in cooperation with the Tompkins County Food Policy Council, to develop a Tompkins County Food System Plan. Funding is needed to facilitate the process of plan development, which will take place over 2 years and require additional staff support to facilitate community meetings and help with plan preparation. CCE Tompkins Agriculture Team members will coordinate the effort in partnership with the Tompkins County Food Policy Council.

What is a Local Food System Plan and why is it needed?

A Food System Plan will focus on identifying the resources that exist in our community to achieve food security for all, uncover gaps that put our residents at risk of food insecurity and address a wide range of vulnerabilities such as future farmers, land access, changing food supply channels and food safety regulations, and climate related impacts on food production. Many communities across the country have developed food system plans, and the Tompkins County Food Policy Council has researched these plans and identified common themes and approaches, which will be used in developing a plan for our county. A food system plan supports the county comprehensive plan goals for Healthy Communities, Reduction of Greenhouse Gas emissions (through local food production), and for addressing the needs of underserved populations.

We are requesting \$20,000 in one-time funds each year for two years to hire staff to assist with plan development. We will be seeking matching funds from the Park Foundation and other private sources in fall 2019.

		<u>Account</u>	<u>Requested</u>	<u>Recommended</u>
2981	54400	PROGRAM EXPENSE	20,000 ONE-TIME	0 ONE-TIME
		Local Share	20,000	0

Cornell Cooperative Extension Total	107,000	46,000
--	----------------	---------------

History Center in Tompkins County

The History Center in Tompkins County (THC) is the leading provider of historical services in Tompkins County. THC, serving as a public trust for Tompkins County, preserves in perpetuity and provides ongoing access to the archives, artifacts, and stories that have shaped the history of Tompkins County. THC delivers a diverse array of practical and educational programs and services to Tompkins County residents. THC is a unique resource that supports cultural and economic development through strong partnerships with public and private organizations throughout the County. Virtually 100% of THC's holdings relate specifically to the development of Tompkins County - its people, organizations, businesses, government, educational and cultural assets, and communities. Providing safe and accessible housing for the County's historic collections is a commitment that the County must make to the public. To fulfill that commitment, The History Center provides the service to the County that upholds that public trust.

Consolidated Budget

	2017 Actual	2018 Actual	2019 Modified	2020			Total Rec
				Target	Req OTR's	Rec OTR's	
Expenditures							
Program Expense	130,088	137,290	194,536	188,227	15,000	10,000	198,227
Total Expenditures	130,088	137,290	194,536	188,227	15,000	10,000	198,227
Dept. Net Local	130,088	137,290	194,536	188,227	15,000	10,000	198,227

History Center in Tompkins County

7510 THE HISTORY CENTER

				Target	Req OTR's	Rec OTR's	Total Rec
	2017 Actual	2018 Actual	2019 Modified	2020			
Expenditures							
Program Expense	130,088	137,290	194,536	188,227	15,000	10,000	198,227
Total Expenditures	130,088	137,290	194,536	188,227	15,000	10,000	198,227
Budgeting Unit Net Local	130,088	137,290	194,536	188,227	15,000	10,000	198,227

History Center in Tompkins County

OTR # 29 **Priority** 1 **OTR Name** Off site storage

Description We are in the process of finalizing our moving. While we are now in the Tompkins Center for History and Culture we knew that we were losing space and would need to secure off-site space. Our best estimate is that off-site storage will cost us 12,000/year. We are asking the county to support \$10,000 of this as part of our base funding moving forward.

<u>Account</u>	<u>Requested</u>	<u>Recommended</u>
7510 54400 PROGRAM EXPENSE	10,000 TARGET	10,000 ONE-TIME
Local Share	10,000	10,000

OTR # 15 **Priority** 2 **OTR Name** TCHC Leadership

Description We are starting to learn what it means for The History Center in Tompkins County to be part of the Tompkins Center for History and Culture. THC's Executive Director has been providing administrative support to the many details that arise regarding smooth running of the Tompkins Center. Given THC's role this will continue to be the case and it has been helpful for the county to have a key contact to work with and it makes sense to continue the relationship between The History Center and County staff. This is somewhat a separate issue from TCHC's Governance Council. The request is that for 2020 as there continues to be some settling in that the county help support THC's unique administrative role by supporting a small portion of the Executive Director's salary to play this relational function.

<u>Account</u>	<u>Requested</u>	<u>Recommended</u>
7510 54400 PROGRAM EXPENSE	5,000 ONE-TIME	0 ONE-TIME
Local Share	5,000	0

History Center in Tompkins County Total	15,000	10,000
--	--------	--------

Human Services Coalition - Community Agencies

The Human Services Coalition of Tompkins County, Inc. (HSC) is a private non-profit corporation focusing on efficient, effective planning and delivery of human service programs. The programs of the Coalition work together to enhance consumer access to services, to identify service needs, and to promote sharing of information. HSC provides technical assistance and advocacy to and for Tompkins County organizations, funders and policy makers; recommends and coordinates County funding to community human service agencies that provide or enhance services the County does not offer.

Consolidated Budget

	2017 Actual	2018 Actual	2019 Modified	2020			
				Target	Req OTR's	Rec OTR's	Total Rec
Expenditures							
Program Expense	1,448,840	1,254,210	1,525,458	1,251,215	401,393	312,000	1,563,215
Total Expenditures	1,448,840	1,254,210	1,525,458	1,251,215	401,393	312,000	1,563,215
Revenues							
State Aid	28,482	11,727	0	0	0	0	0
Local Revenues	354,955	358,506	381,709	398,751	0	0	398,751
Total Revenues	383,437	370,233	381,709	398,751	0	0	398,751
Dept. Net Local	1,065,403	883,977	1,143,749	852,464	401,393	312,000	1,164,464

Human Services Coalition - Community Agencies

6305 BASIC SUBSISTENCE

	2017 Actual	2018 Actual	2019 Modified	Target	Req OTR's	Rec OTR's	Total Rec
				2020			
Expenditures							
Program Expense	990,088	871,908	1,104,993	962,884	211,393	140,000	1,102,884
Total Expenditures	990,088	871,908	1,104,993	962,884	211,393	140,000	1,102,884
Revenues							
Local Revenues	346,791	350,260	372,930	389,580	0	0	389,580
Total Revenues	346,791	350,260	372,930	389,580	0	0	389,580
Budgeting Unit Net Local	643,297	521,648	732,063	573,304	211,393	140,000	713,304

6315 OAR CORE SVCS.

	2017 Actual	2018 Actual	2019 Modified	Target	Req OTR's	Rec OTR's	Total Rec
				2020			
Expenditures							
Program Expense	458,752	382,302	420,465	288,331	190,000	172,000	460,331
Total Expenditures	458,752	382,302	420,465	288,331	190,000	172,000	460,331
Revenues							
State Aid	28,482	11,727	0	0	0	0	0
Local Revenues	8,164	8,246	8,779	9,171	0	0	9,171
Total Revenues	36,646	19,973	8,779	9,171	0	0	9,171
Budgeting Unit Net Local	422,106	362,329	411,686	279,160	190,000	172,000	451,160

Human Services Coalition - Community Agencies

OTR # 35 **Priority** 1 **OTR Name** LawNY Early Intervention Homelessness Prevention

Description

This request is for the second year of a three-year One-Time OTR approved by the Legislature beginning in 2019 for additional para-professional staffing in LawNY to provide early intervention support services to county residents facing the threat of homelessness. A full-time paralegal supports LawNY housing attorneys and provides direct advocacy services outside the courtroom, primarily to intervene before an urgent need becomes a crisis. Clients' lives are often complicated by domestic violence, sexual assault, arrest and incarceration, drug and alcohol abuse, addiction, treatment and recovery, and family law issues including divorce and custody, employment issues, unemployment, and shelter eligibility issues. A paralegal can act as an advocate and case manager to ensure that individuals receive the supportive services they need.

		<u>Account</u>	<u>Requested</u>	<u>Recommended</u>
6305	54400	PROGRAM EXPENSE	40,000 ONE-TIME	40,000 ONE-TIME
		Local Share	40,000	40,000

OTR # 43 **Priority** 1 **OTR Name** College Initiative Upstate

Description

This request is for Target OTR funding for OAR's College Initiative Upstate (CIU) The Tompkins County Legislature has funded CIU through One-Time OTR funding for the past three years.

In 2018, 43 students enrolled in college were supported by CIU's college program, including 22 first-time CIU students. The spring cohort had 27 students and the fall cohort had 33. Six students earned Associate's Degrees and one earned a Bachelor's Degree. 19 new students enrolled in CIU's college prep program, with 12 graduating from college prep and 7 enrolling in college.

This request for \$110,000 includes a continuation of last year's OTR funding at the \$88,000 level plus an increase of \$22,000 for salary and benefits for the CIU program director position. The current program director is currently an independent contractor and has announced her intention to retire in 2020. The additional funding will support securing a qualified program director as a permanent staff person at OAR.

		<u>Account</u>	<u>Requested</u>	<u>Recommended</u>
6315	54400	PROGRAM EXPENSE	110,000 TARGET	110,000 ONE-TIME
		Local Share	110,000	110,000

OTR # 36 **Priority** 2 **OTR Name** Child Development Council Building Access to Child Care

Description

This request is for the second full year of a three-year One-Time OTR. It grew out of conversations among County Legislators, area businesses and parents about the need for more child care and the barriers to addressing this need. Building Access to Child Care is a planning and development project with an ultimate goal of increasing child care supply in Tompkins County. Development of a network that offers business services and quality improvement supports will connect providers with time and cost savings that effectively reduce the the costs of doing business and increase net income and sustainability.

The funding supports an .8 Child Care Developer position that works with developers and home based childcare providers. This request includes the continuation of the base \$50,000 One-Time amount approved by the Legislature as well as a modest cost of living 2.8% increase of \$1,393.

		<u>Account</u>	<u>Requested</u>	<u>Recommended</u>
6305	54400	PROGRAM EXPENSE	51,393 ONE-TIME	50,000 ONE-TIME
		Local Share	51,393	50,000

Human Services Coalition - Community Agencies

OTR # 41 **Priority** 2 **OTR Name** Parolee/Housing Case Manager

Description This request is for the second year of a three-year One-Time OTR previously approved by the Legislature. OAR has expanded its work in assisting individuals with reentry into the community substantially in the past few years. In particular, OAR now works with parolees returning home after prison and both returning parolees and those coming home from county jail with locating housing. The demand for safe, affordable and accessible housing for this population greatly exceeds the supply so OAR has forged even stronger partnerships with other housing providers and serves on the Coordinated Assessment Team of the Human Services Coalition. OAR is the only service provider currently addressing the full spectrum of unmet needs facing parolees. OAR works closely with the local parole office. A combined position will continue our work in both parolee case management and housing case management addressing unmet needs in the following areas: employment, housing, mental health and/or substance abuse through intensive coordination with other service providers.

<u>Account</u>	<u>Requested</u>	<u>Recommended</u>
6315 54400 PROGRAM EXPENSE	50,000 ONE-TIME	50,000 ONE-TIME
Local Share	50,000	50,000

OTR # 34 **Priority** 3 **OTR Name** LawNY Reentry Project

Description This OTR asks for another year of one-time funding for LawNY's ReEntry Project. From October 2014 through September 2017, LawNY received Fellowship funding from Equal Justice Works and AmeriCorps to sponsor a recent law graduate to provide legal advice and assistance to ex-offenders. When funding for that project ended unexpectedly, LawNY approached the County Legislature to replace the Fellowship funding and received funding that allowed LawNY to reinstate the Reentry Project in 2018. LawNY works with OAR, URO, Probation and others to continue these efforts. An attorney with more than twenty years of litigation experience in Criminal Defense, as well as Family Law, coordinates the Reentry Project.

<u>Account</u>	<u>Requested</u>	<u>Recommended</u>
6305 54400 PROGRAM EXPENSE	25,000 ONE-TIME	25,000 ONE-TIME
Local Share	25,000	25,000

OTR # 44 **Priority** 3 **OTR Name** Endeavor House Case Management

Description This request is for One-Time OTR funding for case management at Endeavor House, which has provided a safe haven for over a dozen men returning home from prison or jail over the past fifteen months. There is a dire need for safe, affordable and well located housing for those returning home and Endeavor House meets a portion of this need.

OAR's caseload has increased over 14% in the past year and with the addition of Endeavor House, existing staffing is insufficient to maintain the growing caseload and develop more onsite programming for Endeavor House. This request would provide for an Endeavor House program manager on a part time basis and allow OAR to expand in-house programming. Currently, each OAR employee covers the on call phone on a rotating basis and provides case management for at least one resident, on top of other duties. OAR has offered limited in-house programming due to these constraints.

<u>Account</u>	<u>Requested</u>	<u>Recommended</u>
6315 54400 PROGRAM EXPENSE	18,000 ONE-TIME	0 ONE-TIME
Local Share	18,000	0

Human Services Coalition - Community Agencies

<u>OTR #</u>	<u>Priority</u>	<u>OTR Name</u>
39	4	Continuum of Care Efforts to End Homelessness
Description		
<p>This request is for a continuation of the funding for the Continuum of Care's (CoC) efforts to end homelessness. The request for 2020 is to make the previously three year one-time funding request a Target OTR. Over the past three years the funds have been used to support projects ranging from: rental subsidies through Catholic Charities to keep people housed until they become eligible for Section 8; to supporting specialty positions to find housing, or keep people housed, at the Learning Web, LawNY, and Saint John's Community Services; to funding to support OAR's Endeavor House and Catholic Charities' A Place to Stay.</p> <p>For the past three years the CoC has put out RFP's each year to allow partner agencies to request funding to support emerging or priority programs. Moving forward, the CoC is requesting funding to support high priority areas as identified by the Tompkins County Continuum of Care as a body, such as funding for moving expenses, storage facilities for those who are homeless, extermination of bed bugs etc.</p>		
	<u>Account</u>	<u>Requested</u>
6305	54400 PROGRAM EXPENSE	50,000 TARGET
	<u>Local Share</u>	<u>Recommended</u>
		0 TARGET
		0
OTR #	Priority	OTR Name
42	4	Executive Director Transition
Description		
<p>This request for One-Time OTR funding is in support of the transition of executive directors at OAR. OAR Executive Director Deborah Dietrich has announced her intention to step down in 2020. This funding will allow for an overlap between the outgoing executive director and a new executive director to be identified by the agency.</p>		
	<u>Account</u>	<u>Requested</u>
6315	54400 PROGRAM EXPENSE	12,000 ONE-TIME
	<u>Local Share</u>	<u>Recommended</u>
		12,000 ONE-TIME
		12,000
OTR #	Priority	OTR Name
38	5	Southside Community Center
Description		
<p>This request is for a One-Time OTR for Southside Community Center to partially support an operations position responsible for program operations, finance, and human resources functions. This position will play a collaborative role in developing and implementing systems that increase the effectiveness and efficiency of the organization. Southside intends to secure outside funding to sustain this position after 2020.</p>		
	<u>Account</u>	<u>Requested</u>
6305	54400 PROGRAM EXPENSE	10,000 ONE-TIME
	<u>Local Share</u>	<u>Recommended</u>
		0 ONE-TIME
		0
OTR #	Priority	OTR Name
37	6	The Reach Project Dental Care Services
Description		
<p>This request is for a One-Time OTR for a dental chair and related equipment, contingent on approval as a Federally Qualified Health Center (FQHC). Currently seeking FQHC status from the Health Resources and Services Administration, REACH will be expanding services to include dental care services on-site in Ithaca. These services will allow REACH to address the need for dental care among a population that may not otherwise have access while improving patient health outcomes.</p>		
	<u>Account</u>	<u>Requested</u>
6305	54400 PROGRAM EXPENSE	10,000 ONE-TIME
	<u>Local Share</u>	<u>Recommended</u>
		0 ONE-TIME
		0

Human Services Coalition - Community Agencies

OTR # 40 **Priority** 7 **OTR Name** Contingency for Agencies for Capacity, Program, Emergencies

Description
 This One-time OTR asks for support at the \$25,000 level to provide the Human Services Coalition with a Contingency Fund with which to address capacity building, program improvement, and/or unexpected emergencies among the supported Community Agencies. The last time this fund was replenished was in 2017.

<u>Account</u>		<u>Requested</u>	<u>Recommended</u>
6305	54400 PROGRAM EXPENSE	25,000 ONE-TIME	25,000 ONE-TIME
	Local Share	25,000	25,000
Human Services Coalition - Community Agencies		401,393	312,000

Human Services Coalition of Tompkins County

The Human Services Coalition of Tompkins County, Inc. (HSC) is a private not-for-profit corporation focusing on the efficient, effective planning and delivery of health and human service programs. The three programs of the Coalition, Human Service Planning, Health Planning Council and Information and Referral (2-1-1 Tompkins) work together to enhance consumer access to services, to facilitate cooperation among service providers, and to advise community funders. The Human Services Coalition provides technical assistance and advocacy to and for Tompkins County agencies, funders and policy-makers.

The Human Services Coalition consists of the following programs:

Human Service Planning (HSP) provides oversight and coordination of County and City funding for community human service agencies and makes recommendations for action. It encourages collaboration and coordination among service providers to develop a well-organized delivery system. HSP documents gaps in services and works to identify resources both in the community and outside of the community to fill those gaps. The program also provides technical and organizational support and training for provider organizations to help ensure a strong, efficient service delivery system in Tompkins County. It convenes the HSC Workshop Series, Homeless & Housing Task Force, the Continuum of Care, and monthly Human Services Forums.

The Health Planning Council (HPC) strengthens services and networks to improve the health of Tompkins County residents. The program identifies gaps in the service network and seeks funds to improve services. The HPC leads the Tompkins Health Network which facilitates the integration of components into a functioning, cost-effective system.

2-1-1/ Information and Referral Services (2-1-1/ I&R) operates at the hub of the Tompkins County services network to promote effective service delivery and efficient allocation of community resources 24 hours a day, seven days a week, 365 days a year. These services include a central telephone information service providing consumers with community information and referrals to service providers appropriate to their situation. The information technology component of the service is the only comprehensive data base of community information for Tompkins County. 2-1-1/ I&R also offers a chat service at <211tompkins.org>; maintains the "Tompkins County Services Directory" on the Web at <211tompkins.org>, and publishes the "Tompkins County Community Services Guide," "Resources for Working Families," and "Unemployed Local Resources For You."

Consolidated Budget

	2017 Actual	2018 Actual	2019 Modified	2020			
				Target	Req OTR's	Rec OTR's	Total Rec
Expenditures							
Professional Services	106,782	108,918	111,096	113,318	0	0	113,318
Program Expense	322,900	346,298	368,224	360,289	64,000	14,000	374,289
Total Expenditures	429,682	455,216	479,320	473,607	64,000	14,000	487,607
Dept. Net Local	429,682	455,216	479,320	473,607	64,000	14,000	487,607

Human Services Coalition of Tompkins County

4080 HEALTH PLANNING COUNCIL

	2017 Actual	2018 Actual	2019 Modified	Target	Req OTR's	Rec OTR's	Total Rec
				2020			
Expenditures							
Program Expense	70,192	71,596	73,028	74,489	0	0	74,489
Total Expenditures	70,192	71,596	73,028	74,489	0	0	74,489
Budgeting Unit Net Local	70,192	71,596	73,028	74,489	0	0	74,489

6308 HSC PLANNING & COORD.

	2017 Actual	2018 Actual	2019 Modified	Target	Req OTR's	Rec OTR's	Total Rec
				2020			
Expenditures							
Program Expense	252,708	274,702	295,196	285,800	64,000	14,000	299,800
Total Expenditures	252,708	274,702	295,196	285,800	64,000	14,000	299,800
Budgeting Unit Net Local	252,708	274,702	295,196	285,800	64,000	14,000	299,800

6311 HSC INFO. & REFERRAL

	2017 Actual	2018 Actual	2019 Modified	Target	Req OTR's	Rec OTR's	Total Rec
				2020			
Expenditures							
Professional Services	106,782	108,918	111,096	113,318	0	0	113,318
Total Expenditures	106,782	108,918	111,096	113,318	0	0	113,318
Budgeting Unit Net Local	106,782	108,918	111,096	113,318	0	0	113,318

Human Services Coalition of Tompkins County

OTR # 47 **Priority** 1 **OTR Name** Planning & Coordination Rent Increase

Description The \$14,000 increase is to cover an increase in rent. HSC has run out of room to accommodate its programs in its current space in Center Ithaca. We now have an opportunity to move into space on the Commons owned by TC3. The opportunity came out of discussions on how we could work together to develop programs for health and human service workers including training people for nonprofit finance positions and certification in basic human service skills. Many people enter human services right out of college with non human service majors. Basic skills such as interviewing, listening, and cultural competency among others would improve the level of service provided and help people to gain the skill set needed to gain employment. Staff from HSC could work as adjunct faculty to help develop and possibly teach these courses. In addition, we would work with TC3 to provide continuing education for nonprofit staff.

Due to the exciting possibilities, TC3 has agreed to work with HSC to make the space they have available affordable. The new space gives us an additional 850 sq./ft. of desperately needed room and allows us the flexibility to use/rent additional conference rooms or classrooms as needed, meaning that HSC can use all of the officer space it rents for programming purposes. The additional 875 sq./ft. will cost an additional \$14,000 at our current cost of \$16 sq./ft., all inclusive.

		<u>Account</u>	<u>Requested</u>		<u>Recommended</u>
6308	54400	PROGRAM EXPENSE	14,000	TARGET	14,000 TARGET
Local Share			14,000		14,000

OTR # 50 **Priority** 2 **OTR Name** Landlord Liaison

Description On behalf of the Continuum of Care, the Human Services Coalition is requesting three year one-time funding of \$50,000 per year to support a Landlord Liaison. The funding will provide a person for local landlords to contact if they have concerns, questions or opportunities. The hope is that by having a specific contact person to address their concerns, landlords will be more likely to accept renters with housing choice vouchers.

The Landlord Liaison will also keep a comprehensive list of possible rental properties that will be kept up-to-date and be easier for both renters to access and landlords to update. The Landlord Liaison will work closely with both landlords and agencies, bringing together resources and avoiding the duplication of effort that currently occurs as staff from multiple agencies each work independently to secure housing for their clients.

The three years of one-time funding will allow for a long enough time period to see if this position will have any effect on: 1) increasing the number of rental units available to those with housing choice vouchers; 2) Increasing the number of landlords who are aware of, and willing to rent to those with housing choice vouchers; and 3) increasing the ease of access to available housing for those looking for housing.

		<u>Account</u>	<u>Requested</u>		<u>Recommended</u>
6308	54400	PROGRAM EXPENSE	50,000	ONE-TIME	0 ONE-TIME
Local Share			50,000		0

Human Services Coalition of Tompkins County	64,000		14,000
--	--------	--	--------

Rural Library Services

This funding supports the Finger Lakes Library System and 5 local libraries. They include the Groton Public Library, Southworth Library of Dryden, Newfield Public Library, Ulysses Philomathic Library of Trumansburg, and the Lansing Community Library. These libraries work successfully as collaborative entities though they maintain their unique identities and serve their unique communities. They work very closely together, and through their joint efforts, bring more to the citizens of the county than they might as individual entities.

Consolidated Budget

	2017 Actual	2018 Actual	2019 Modified	2020			Total Rec
				Target	Req OTR's	Rec OTR's	
Expenditures							
Program Expense	190,392	186,550	204,981	194,087	0	0	194,087
Total Expenditures	190,392	186,550	204,981	194,087	0	0	194,087
Dept. Net Local	190,392	186,550	204,981	194,087	0	0	194,087

Rural Library Services

7410 LIBRARIES

				Target	Req OTR's	Rec OTR's	Total Rec
	2017 Actual	2018 Actual	2019 Modified	2020			
Expenditures							
Program Expense	190,392	186,550	204,981	194,087	0	0	194,087
Total Expenditures	190,392	186,550	204,981	194,087	0	0	194,087
Budgeting Unit Net Local	190,392	186,550	204,981	194,087	0	0	194,087

Soil & Water Conservation District

The mission of the Tompkins County Soil and Water Conservation District is to assist citizens and units of local government in making sound decisions concerning the management of soil, water, and related natural resources. The District is governed by a Board of Directors and is operated by six full-time staff members including a District Manager, Secretary/ Treasurer, Grazing Technician, Resource Conservation Specialist, Education Coordinator and a Conservation Technician. The District staff provides technical assistance to the residents of Tompkins County in the areas of soil, water, and other natural resource conservation issues.

Consolidated Budget

	2017 Actual	2018 Actual	2019 Modified	2020			
				Target	Req OTR's	Rec OTR's	Total Rec
Expenditures							
Program Expense	237,383	352,131	246,974	251,913	165,000	0	251,913
Total Expenditures	237,383	352,131	246,974	251,913	165,000	0	251,913
Dept. Net Local	237,383	352,131	246,974	251,913	165,000	0	251,913

Soil & Water Conservation District

8730 SOIL & WATER CONSERVATION

				Target	Req OTR's	Rec OTR's	Total Rec
	2017 Actual	2018 Actual	2019 Modified	2020			
Expenditures							
Program Expense	237,383	352,131	246,974	251,913	165,000	0	251,913
Total Expenditures	237,383	352,131	246,974	251,913	165,000	0	251,913
Budgeting Unit Net Local	237,383	352,131	246,974	251,913	165,000	0	251,913

Soil & Water Conservation District

OTR # 52 **Priority** 1 **OTR Name** Water Resource Engineer

Description Adding a full-time Flood Resiliency and Climate Conservation Engineer to the Soil and Water District staff. Currently, the District has 1 part-time engineer that can only devote 1-3 days/week to the position. This is a highly experienced individual that is in retirement and provides a wealth of knowledge for streambank stabilization design. This working arrangement may only last another few years at which point, we will no longer have the stream stabilization/flood capacity design expertise that this person possesses. It is the hope of the District that a new, full-time, engineer could be hired and trained before this separation happens. This full-time engineer could then take over other engineering duties also within the District that we currently hire out to private consultants thereby improving timely delivery of projects and products to the residents of Tompkins County. This request would also include \$20,000 to send this person to specialized hydrology training for stream restoration practices.

		<u>Account</u>	<u>Requested</u>		<u>Recommended</u>
8730	54400	PROGRAM EXPENSE	130,000	TARGET	0 TARGET
		Local Share	130,000		0

OTR # 54 **Priority** 2 **OTR Name** Agricultural Conservation Technician/Outreach Coordinator

Description Funding is being requested to add an Agricultural Conservation Technician/Outreach Coordinator position for the District. This position would split 50% of it's time between helping current staff with Ag Best Management Practice implementation to improve water quality in the County and assisting with Outreach for the District through newsletters, Facebook, website, public events, trainings and workshops that the District hosts. The District already receives funding through it AEM (Agricultural Environmental Management) program through the NYS Department of Ag and Markets to cover the Ag BMP cost share (50%) of this position. The other 50% is being requested from the county to cover outreach duties.

		<u>Account</u>	<u>Requested</u>		<u>Recommended</u>
8730	54400	PROGRAM EXPENSE	35,000	TARGET	0 TARGET
		Local Share	35,000		0

Soil & Water Conservation District Total	165,000		0
---	---------	--	---

Tompkins Community Action

Tompkins Community Action (TCAction) is a private, not-for-profit charitable organization that began in 1964 as a grassroots effort to improve the lives of low-income children, families, and individuals in Tompkins County. The agency assists over 5,000 individuals through implementation of 15 to 20 programs annually, tailored to the needs of an ever-changing community. The agency leverages federal, state, county & private funds to provide services that include: rental housing assistance, subsidized and supportive, permanent and transitional homeless housing; energy reduction measures; early childhood education; family development and advocacy services; and afterschool enrichment activities for middle school youth. Mission Statement: "Tompkins Community Action collaborates with individual and organizations to sustain and improve economic opportunity for families and individuals impacted directly or indirectly by poverty."

Consolidated Budget

	2017 Actual	2018 Actual	2019 Modified	2020			
				Target	Req OTR's	Rec OTR's	Total Rec
Expenditures							
Professional Services	242,475	347,325	317,272	257,317	57,937	39,350	296,667
Total Expenditures	242,475	347,325	317,272	257,317	57,937	39,350	296,667
Revenues							
Total Revenues	0	0	0	0	0	0	0
Dept. Net Local	242,475	347,325	317,272	257,317	57,937	39,350	296,667

Tompkins Community Action

6307 TOMPKINS COMMUNITY ACTION

	2017 Actual	2018 Actual	2019 Modified	Target	Req OTR's 2020	Rec OTR's	Total Rec
Expenditures							
Professional Services	242,475	347,325	317,272	257,317	57,937	39,350	296,667
Total Expenditures	242,475	347,325	317,272	257,317	57,937	39,350	296,667
Revenues							
Total Revenues	0	0	0	0	0	0	0
Budgeting Unit Net Local	242,475	347,325	317,272	257,317	57,937	39,350	296,667

Tompkins Community Action

OTR # 21 **Priority** 1 **OTR Name** Amici House

Description The TCAction OTR is based on the Amici defunding in our local HUD Continuum of Care FY 2018 application. On September 11, 2018, the Ithaca/Tompkins Continuum of Care submitted its FY 2018 HUD Refunding Application. The Ranking Committee, in consultation with the Governance Committee, shifted Amici House Homeless Supportive Housing to Tier Two funding priority. Amici House, by HUD's definition as well as representing the greatest need based on the Coordinated Assessment, is a Tier One project. Equally, all parties were aware that Tier Two projects are rarely fully funded, much less funded at all. Renewal funding for Amici House, that includes our Corn Street Homeless Housing, should have been funded at \$92,699; with \$34,762 for Corn Street and \$57,937 for Amici House. As a result of this ranking shift, Corn Street has been reduced and Amici House has been completely defunded in 2018. TCAction was informed by Ithaca/Tompkins CoC co-leaders that TCAction had garnered funds in prior year that could now be used for program operations and services. To the contrary, federal funding is an expense reimbursement contract. TCAction Amici House funding was unavailable for use until a building Certificate of Occupancy was issued on January 29, 2019. Until that date, no grant reimbursable expenses were allowable. We were told there was no grievance process; we subsequently appealed HUD's decision to no avail and have been searching all our funding sources for relief. We will apply to the HUD NOFA FY 2019 competition in the hope that the Amici House funding will be reinstated.

		<u>Account</u>	<u>Requested</u>	<u>Recommended</u>
6307	54442	PROFESSIONAL SERVICES	57,937 ONE-TIME	39,350 ONE-TIME
		Local Share	57,937	39,350
Tompkins Community Action Total			57,937	39,350

Tompkins Consolidated Area Transit

Tompkins Consolidated Area Transit (TCAT) is a joint venture of Cornell University, the City of Ithaca, and Tompkins County to provide public transit service to Tompkins County and a portion of Tioga County. The program also supports Gadabout transportation services to senior citizens and disabled persons and para-transit service in compliance with the Americans with Disabilities Act.

Consolidated Budget

	2017 Actual	2018 Actual	2019 Modified	2020			
				Target	Req OTR's	Rec OTR's	Total Rec
Expenditures							
Contrib to SP Agencies	10,393,626	11,015,160	9,370,301	10,681,181	0	0	10,681,181
Total Expenditures	10,393,626	11,015,160	9,370,301	10,681,181	0	0	10,681,181
Revenues							
Federal Aid	1,444,550	2,219,938	1,577,945	1,674,683	0	0	1,674,683
State Aid	6,620,106	6,116,688	5,685,834	6,881,767	0	0	6,881,767
Local Revenues	1,558,105	1,565,092	1,164,000	1,164,000	0	0	1,164,000
Total Revenues	9,622,761	9,901,718	8,427,779	9,720,450	0	0	9,720,450
Dept. Net Local	770,865	1,113,442	942,522	960,731	0	0	960,731

Tompkins Consolidated Area Transit

5630 TRANSPORTATION SERVICES

	2017 Actual	2018 Actual	2019 Modified	Target	Req OTR's	Rec OTR's	Total Rec
				2020			
Expenditures							
Contrib to SP Agencies	10,393,626	11,015,160	9,370,301	10,681,181	0	0	10,681,181
Total Expenditures	10,393,626	11,015,160	9,370,301	10,681,181	0	0	10,681,181
Revenues							
Federal Aid	1,444,550	2,219,938	1,577,945	1,674,683	0	0	1,674,683
State Aid	6,620,106	6,116,688	5,685,834	6,881,767	0	0	6,881,767
Local Revenues	1,558,105	1,565,092	1,164,000	1,164,000	0	0	1,164,000
Total Revenues	9,622,761	9,901,718	8,427,779	9,720,450	0	0	9,720,450
Budgeting Unit Net Local	770,865	1,113,442	942,522	960,731	0	0	960,731

Tompkins Cortland Community College

Tompkins Cortland Community College is part of the State University of New York (SUNY) system, and is accredited by the New York State Education Department and the Middle States Association. The curriculum prepares students for careers that include business administration, accounting, hotel and restaurant management, sport management, computer forensics, engineering science, communications, electronics, and computer information systems. Many of the 34-degree programs prepare students for transfer to a four-year college or university. TC3 is primarily supported by tuition, New York State operating assistance, and support from its local sponsors, Tompkins and Cortland counties.

Consolidated Budget

	2017 Actual	2018 Actual	2019 Modified	2020			
				Target	Req OTR's	Rec OTR's	Total Rec
Expenditures							
Contrib to SP Agencies	3,105,937	2,976,233	3,086,233	3,125,045	80,000	80,000	3,205,045
Total Expenditures	3,105,937	2,976,233	3,086,233	3,125,045	80,000	80,000	3,205,045
Dept. Net Local	3,105,937	2,976,233	3,086,233	3,125,045	80,000	80,000	3,205,045

Tompkins Cortland Community College

2495 TOMP. CORT. COMM. COLLEGE

				Target	Req OTR's	Rec OTR's	Total Rec
	2017 Actual	2018 Actual	2019 Modified	2020			
Expenditures							
Contrib to SP Agencies	3,105,937	2,976,233	3,086,233	3,125,045	80,000	80,000	3,205,045
Total Expenditures	3,105,937	2,976,233	3,086,233	3,125,045	80,000	80,000	3,205,045
Budgeting Unit Net Local	3,105,937	2,976,233	3,086,233	3,125,045	80,000	80,000	3,205,045

Tompkins Cortland Community College

OTR # 66 **Priority** 1 **OTR Name** Support TC3 Bus Intel & Data Analytics Project

Description This OTR asks for a second year of One-time funding at \$80,000 to support the Business Intelligence (BI) and Data Analytics Project at Tompkins Cortland Community College (TC3). The 2019 Tompkins County Adopted Budget included an amendment appropriating multi-year funding for this TC3 Project with allocations of \$110,000 in 2019 and \$80,000 in 2020.

TC3 has regularly engaged in various Business Intelligence efforts to utilize data to better serve students; however, the use of advanced analytics and visualization in higher education has evolved considerably since the College acquired its current data analytics software. TC3's current software capabilities do not allow it to achieve the objectives of the college with respect to both advanced analytics and high-quality data visualization capabilities. Additionally, there is a mandate from federal and state stakeholders to be increasingly transparent about institutional data via externally facing dynamic dashboards.

The Project includes a comprehensive assessment of needs and current capabilities across multiple functional areas followed by selection and implementation of the BI and data visualization solution that will best fulfill those needs.

		<u>Account</u>	<u>Requested</u>	<u>Recommended</u>
2495	54400	PROGRAM EXPENSE	80,000 ONE-TIME	80,000 ONE-TIME
		Local Share	80,000	80,000
Tompkins Cortland Community College Total			80,000	80,000

Tompkins County Area Development

Tompkins County Area Development (TCAD) is the county's economic development agency. TCAD's core objective is to retain, create and attract quality employment opportunities for local residents as well as to strengthen the local tax base. TCAD helps existing businesses to expand, helps entrepreneurs start new businesses, and attracts business development and enhances the general quality of life and the building of a healthy, sustainable economy. This includes airport service, workforce development, housing, sewer, and water infrastructure, and technical support to businesses and municipalities.

Consolidated Budget

	2017 Actual	2018 Actual	2019 Modified	2020			
				Target	Req OTR's	Rec OTR's	Total Rec
Expenditures							
Contrib to SP Agencies	238,300	245,500	250,410	255,418	40,000	40,000	295,418
Total Expenditures	238,300	245,500	250,410	255,418	40,000	40,000	295,418
Revenues							
Local Revenues	200,000	205,000	187,808	127,709	0	0	127,709
Total Revenues	200,000	205,000	187,808	127,709	0	0	127,709
Dept. Net Local	38,300	40,500	62,602	127,709	40,000	40,000	167,709

Tompkins County Area Development

6420 TC AREA DEVELOPMENT

				Target	Req OTR's	Rec OTR's	Total Rec
	2017 Actual	2018 Actual	2019 Modified	2020			
Expenditures							
Contrib to SP Agencies	238,300	245,500	250,410	255,418	40,000	40,000	295,418
Total Expenditures	238,300	245,500	250,410	255,418	40,000	40,000	295,418
Revenues							
Local Revenues	200,000	205,000	187,808	127,709	0	0	127,709
Total Revenues	200,000	205,000	187,808	127,709	0	0	127,709
Budgeting Unit Net Local	38,300	40,500	62,602	127,709	40,000	40,000	167,709

Tompkins County Area Development

OTR # 55 **Priority** 1 **OTR Name** Water and Sewer Infrastructure Study Update

Description Build upon the 2010 Countywide Inter-Municipal Water and Sewer Feasibility Study by updating progress in implementing municipal system improvements and develop a forward looking 10-year "facility plan" that local governments can use to bridge capacity gaps, resolve governance issues and facilitate planning for infrastructure that will enhance redundancy and reliability. The project will better enable local decision-making about growth and development.

		<u>Account</u>	<u>Requested</u>	<u>Recommended</u>
6420	54442	PROFESSIONAL SERVICES	40,000 ONE-TIME	40,000 ONE-TIME
Local Share			40,000	40,000
Tompkins County Area Development Total			40,000	40,000

Tompkins County Public Library

Tompkins County Public Library (TCPL) strives to meet and celebrate the aspirations of our community. We foster opportunities for people of all ages to discover, connect, and create throughout Tompkins County. We envision a library where everyone can belong and find joy in learning, discovery, and personal growth. TCPL believes that the library is for everyone. We value diverse opinions and respect free speech. Different points of view are allowed and welcomed. TCPL also supports patrons' right to a library environment free of harassment and intimidation. TCPL views all manifestations of prejudice and intolerance that target particular individuals or interfere with patrons' ability to use the library as contradictory to our mission and violations of our Code of Conduct. We expect patrons and staff to contribute to a welcoming environment.

TCPL contributes to the economic, cultural, and educational well-being of the county by providing free and equal access to materials holdings of over 225,000 and an equally robust digital collection. The library provides resources for job seekers (creating email accounts, accessing employment resources, technology skill building, career assessment support, resume software and online applications), and supports adult literacy through English learning computers, conversation sessions, and an extensive world language collection. Our youngest county residents receive access to early literacy programs, with babies being eligible for their own library cards. Early learning computers provide an introduction to reading, phonics, math, science, and music; and programs such as Baby and Toddler storytime provide opportunities for children to develop an early love of literacy and learning. TCPL serves as the primary resource for a large homeschool population. The well-equipped and welcoming Teen Center, Digital Lab, and Makerspace create opportunities for instruction, creative pursuits, and self-improvement through library staff and resources as well as local experts.

Community members rely on the library for assistance with accessing and navigating e-government resources. For many County residents, TCPL is the only place for access to the internet and computer services. TCPL provides free test proctoring for those seeking job advancement and degree completion. We collaborate with dozens of organizations and county agencies to present programs on important educational and social issues, provide free space for meetings, discussion and a welcoming facility to all. In addition the main library in downtown Ithaca, TCPL serves as the Central Library of the Finger Lakes Library System, supporting libraries in the five counties served by the system including the Tompkins County rural libraries, and directly supports community libraries in Danby and Caroline.

Consolidated Budget

	2017 Actual	2018 Actual	2019 Modified	2020			
				Target	Req OTR's	Rec OTR's	Total Rec
Expenditures							
Contrib to SP Agencies	3,403,415	3,559,359	3,618,751	3,691,126	0	0	3,691,126
Total Expenditures	3,403,415	3,559,359	3,618,751	3,691,126	0	0	3,691,126
Revenues							
Total Revenues	0	0	0	0	0	0	0
Dept. Net Local	3,403,415	3,559,359	3,618,751	3,691,126	0	0	3,691,126

Tompkins County Public Library

7411 PUBLIC LIBRARY

	2017 Actual	2018 Actual	2019 Modified	Target	Req OTR's	Rec OTR's	Total Rec
					2020		
Expenditures							
Contrib to SP Agencies	3,403,415	3,559,359	3,618,751	3,691,126	0	0	3,691,126
Total Expenditures	3,403,415	3,559,359	3,618,751	3,691,126	0	0	3,691,126
Revenues							
Total Revenues	0	0	0	0	0	0	0
Budgeting Unit Net Local	3,403,415	3,559,359	3,618,751	3,691,126	0	0	3,691,126

Tompkins County 2019/2020 Schedule for Fees

Department Type, Fee Type and Fee	2019	2020	Notes
<u>Airport</u>			
<u>Airline</u>			
Apron Fees - Parking Fee for Aircraft	0.79	0.75	(Rate x Landed Weight)
Landing Fee for Aircraft	5.48	6.03	Rate x Landed Weight
<u>Airline Rental Rates</u>			
Type 1 (Ticket Counter/ Holdrooms)	125.44	83.11	/ft
Type 2 (Bag Claim)	112.90	74.80	/ft
Type 3 (Bag Make-Up, Operations)	87.81	58.18	/ft
Type 4 (Tug Drives)	31.36	20.78	/ft
<u>Auto</u>			
Avis - Monthly Minimum or 10% of Gross	11500.00	11500.00	Min or 10% of Gross
Hertz - Monthly Min or 10% of Gross	3500.00	3500.00	Min or 10% of Gross
Hertz & Avis - Car Wash	285.25	290.67	x CPI%
Hertz & Avis - Counter	810.94	1289.60	/month
Ithaca Dispatch - Rental Rate	0.00	0	
Ground Transportation/Cabs - Commission		NaN	2018 - Geo Fence & Short Term Parking Lot (Cabs/Uber/Lyft)
<u>Auto</u>			
Rental Car Ready/Return Spaces		35.00	Per Space/Per Month
<u>County T-Hangars</u>			
Large (Monthly)	332.93	339.26	x CPI%
Small (Monthly)	274.66	279.88	x CPI%
<u>EHFC</u>			
EHFC (Monthly - purchased Innovative Dynamics Hangar)	391.91	399.36	x CPI%
EHFC (Monthly)	1101.51	1122.44	x CPI%
<u>ID Badges</u>			
Badge Renewal	10.00	10.00	
New Badge	20.00	20	/badge
Replacement if original badge is lost	20.00	20	
<u>Miscellaneous</u>			
Communique	50.00	50%	% Gross Revenue
<u>Parking</u>			
Long-term	0.00	0	First 30 Minutes
Long-term	2.00	2.00	31-60 Minutes
Long-term	3.00	3.00	61 Minutes - 2 Hours
Long-term	4.00	4.00	2-3 Hours
Long-term	5.00	5.00	3-4 Hours
Long-term	6.00	6.00	4-5 Hours
Long-term	7.00	7.00	5-24 Hours
Long-term	35.00	35.00	Weekly
Short-term	0.00	0	First 30 Minutes
Short-term	2.00	2.00	31-60 Minutes

Tompkins County 2019/2020 Schedule for Fees

Department Type, Fee Type and Fee	2019	2020	Notes
Short-term	3.00	3.00	61 Minutes - 2 Hours
Short-term	5.00	5.00	2-3 Hours
Short-term	7.00	7.00	3-4 Hours
Short-term	8.00	8.00	4-5 Hours
Short-term	9.00	9.00	5-24 Hours
Short-term	45.00	45.00	Weekly
<u>Taughannock</u>			
Aircraft Landing Fee	0.00	0	Based on Aircraft Landing Weight
Monthly Rental	5164.81	5262.94	/month x CPI %
Per gallon fuel sales fee	0.06	0.06	each
<u>Terminal Cleaning</u>			
Monthly Office Rental	300.00	0.00	each
<u>Assessment Department</u>			
<u>Fees</u>			
CD Copy of Tax Maps	0.00	0.00	
Copies	0.25	0.25	
Custom Reports/Maps	100.00	100.00	per hour
Imagemate Online Site License	400.00	400.00	
Imagemate Online User	90.00	90.00	
Memorandum of Apportionment	30.00	30.00	
Print Tax Bills for Towns/Villages	0.25	0.25	per bill
Printed Copy of Individual Tax Maps (Black and White)	2.00	2.00	
Printed Copy of Individual Tax Maps (Color)	4.00	4.00	
Printed Copy of Tax Maps	600.00	600.00	
<u>Mapping Fee</u>			
Subdivision Mapping Fee: 1-3 parcels	25.00	25.00	1-3 parcels
Subdivision Mapping Fee: 4-9 parcels	50.00	50.00	4-9 parcels
Subdivision Mapping Fee: more then 9 parcels	100.00	100.00	more than 9 parcels
<u>Miscellaneous</u>			
School Tax Bills - Processing		1000.00	
School Tax Bills - Printing per parcel		1.00	
<u>Board of Elections</u>			
<u>Fees</u>			
CD - Customized	10.00	10.00	add \$5 for flash drive
CD - Export	5.00	5.00	add \$5 for flash drive
CD - Super	20.00	20.00	add \$5 for flash drive
Copies of Lists	0.15	0.15	per page
Copies of Petitions	0.25	0.25	per page
Copies of Records	0.25	0.25	per page
Labels	10.00	10.00	plus \$.015 per label
Pollbooks	30.00	30.00	
<u>County Administration</u>			
<u>Fees</u>			

Tompkins County 2019/2020 Schedule for Fees

Department Type, Fee Type and Fee	2019	2020	Notes
FOIL Requests	0.25	0.25	per page (not to exceed)
<u>County Clerk</u>			
<u>Business Certificates</u>			
Amend	25.00	25.00	
Discontinue	0.00	0.00	
Filing Fee	25.00	25.00	
<u>Civil & Matrimonial Actions</u>			
Certificate of Dissolution	5.00	5.00	
Foreclosure Index Numbers	400.00	400.00	
Index Numbers for Actions or Proceedings	210.00	210.00	
Motion or Cross-Motion	45.00	45.00	
Notice of Appeal	65.00	65.00	
Request for Judicial Intervention	95.00	95.00	
Separation Agreement	5.00	5.00	
Stipulation of Settlement/Discontinuance	35.00	35.00	
Trial Note of Issue w/ Jury (additional)	65.00	65.00	
Trial Note of Issue w/o Jury	30.00	30.00	
<u>Copies</u>			
Exemplified	15.00	15.00	
Oversized Map Copy - 11x17	5.00	5.00	
Oversized Map Copy - 18x24	10.00	10.00	
Oversized Map Copy - 24x36	15.00	15.00	
Per Page	0.65	0.65	
Printed Case on Appeal (maximum)	30.00	30.00	
Printed Case on Appeal (minimum)	4.00	4.00	
To Certify	5.00	5.00	
<u>Judgments</u>			
File Transcript	10.00	10.00	
Income Execution	5.00	5.00	
Issue Transcript / Certificate of Disposition	5.00	5.00	
Property Execution	5.00	5.00	
To File Satisfaction / Certificate of Disposition	0.00	0.00	
<u>Liens</u>			
Affidavits of Service (for Mechanics Lien)	5.00	5.00	
Building Loan Agreement	25.00	25.00	
Extension of a Mechanics Lien	0.00	0.00	
Mechanics Lien	15.00	15.00	
Notice of Lending	15.00	15.00	
<u>Motor Vehicle</u>			
Civil Penalty Fee - 31-60 Days	10.00	10.00	a day
Civil Penalty Fee - 61-90	12.00	12.00	a day
Road Test - Commercial Skills Test	40.00	40.00	
Civil Penalty Fee - Re-Application	100.00	100.00	

Tompkins County 2019/2020 Schedule for Fees

Department Type, Fee Type and Fee	2019	2020	Notes
Civil Penalty Fee - Re-Installment	25.00	25.00	
Civil Penalty Fee - Up to 30 days	8.00	8.00	a day
Compliance Transaction - Co-term Permit Renewal	64.50	75.00	Between \$65-\$75
Compliance Transaction - Co-terminus Permit Original	102.50	92.50	Between \$80-\$92.50
Compliance Transaction - DDP Entrollment (CL) Fee	75.00	75.00	
Compliance Transaction - DMV Abstracts	10.00	10.00	
Compliance Transaction - Intransit Permit	12.50	12.50	
Compliance Transaction - License Amendment DJ & D with Drivers Ed	5.00	5.00	
Compliance Transaction - Lic Duplicate	17.50	17.50	
Compliance Transaction - Lic Original	55.00	55.00	
Compliance Transaction - Lic Original/Renewal	64.50	64.50	
Compliance Transaction - Non-Driver Original	6.50	6.50	62 and older
Fees - Abstracts with Renewals	10.00	10.00	
Fees - CDL Core Test Permit/No Permit	10.00	10.00	
Fees - CDL Endorsement Permit/No Permit	5.00	5.00	
Fees - CDL Permit renewed	22.50	22.50	
Fees - Suspension Fee - 0 Tolerance	100.00	100.00	
Fees - Suspension Termination Fee	50.00	50.00	
Fees - Title Duplicate	20.00	20.00	
Fees - Title Only Receipts	50.00	50.00	
Fees - Title Only Receipts with Lien	55.00	55.00	
Fees - Zero Tolerance/Civil Penalty	100.00	100.00	
Fees - Zero Tolerance/Civil Penalty/Re App	100.00	100.00	
No Fee Skills Test - Non Coterm Permit Original	23.50	23.50	
No Fee Skills Test - Non Coterm Permit Renewal	23.50	23.50	
No Fee Skills Test - Permit Amendment	12.50	12.50	
No Fee Skills Test - Permit Duplicate	17.50	17.50	
Re-Application Fee - Reg. Activity depending on the vehicle weight	10.00	10.00	
Re-Application Fee - Reg. ATV	12.50	12.50	
Re-Application Fee - Reg. Boat 14 ft - 15 ft	26.25	26.25	
Re-Application Fee - Reg. Duplicate	3.00	3.00	
Re-Application Fee - Reg. Motorcycle	17.50	17.50	
Re-Application Fee - Reg. Original depending on weight/class	26.00	26.00	
Re-Application Fee - Reg. Snowmobile w/ Snow Club Cert	45.00	45.00	
Re-Application Fee - Sales tax (retention per vehicle)	0.50	0.50	
Re-Application Fee - Special Registration (added to Reg. Fee depending upon type of plate)	18.05	31.25	per year
Re-Application Fee - Surrender Receipts/Duplicate	1.00	1.00	
<u>Motor Vehicle</u>			
Re-Application Fee - Reg Boat 16-25ft		57.50	
Re-Application Fee - Reg. Boat - over 26 ft		93.75	
Fees - CDL Permit original		12.50	

Tompkins County 2019/2020 Schedule for Fees

Department Type, Fee Type and Fee	2019	2020	Notes
Re-Application Fee - Reg. Snowmobile w/out Snow Club Cert		100.00	
<u>Notice of Attachment of Real Property</u>			
File & Record ? in addition to Index Number	35.00	35.00	
Noting each cross reference (the first is free)	0.50	0.50	
<u>Passports</u>			
Ages 16 and over (Book)	110.00	110.00	
Ages 16 and over (Card)	30.00	30.00	
Execution Fee (retained by County Clerk)	25.00	35.00	
Expediting Fee (additional)	60.00	60.00	
Photos	8.00	8.00	
Under 16 (Book)	80.00	80.00	
Under 16 (Card)	15.00	15.00	
<u>Recording Fees</u>			
Assignments - Each Additional Mortgage	5.50	5.50	
Assignments - Each Additional Page	5.00	5.00	
Assignments - First Page	50.00	50.00	
Assignments - Notation for First Mortgage	0.50	0.50	
Deed - Each Additional Page	5.00	5.00	
Deed - First Page	50.00	50.00	
Deed - Notations	0.50	0.50	
Deed - RP-5217 (if 7A, 7B, 7E or BOTH 7G & 8 are checked)	125.00	125.00	
Deed - RP-5217 (if any other box is checked)	250.00	250.00	
Deed - TP-584	5.00	5.00	
Deed - Transfer Tax	6.00	6.00	per 1000
Discharges - Additional Mortgage with no new money	0.50	0.50	
Discharges - Each Additional Mortgage with new money	0.00	0	double the fee of the first
Discharges - Each Additional Page	5.00	5.00	
Discharges - First Page	50.00	50.00	
Discharges - Notation for First Mortgage	0.50	0.50	
Maps	10.00	10.00	
Miscellaneous - Each Additional Page	5.00	5.00	
Miscellaneous - First Page	50.00	50.00	
Miscellaneous - Notations (for each one listed)	0.50	0.50	
Mortgage - Affidavit of Exemptions	5.00	5.00	
Mortgage - Each Additional Page	5.00	5.00	
Mortgage - First Page	50.00	50.00	
Mortgage - Mortgage Tax (Additional)	0.25	0.25	per 100
Mortgage - Mortgage Tax (Basic)	0.50	0.50	per 100
Mortgage - Mortgage Tax (Special)	0.25	0.25	per 100
Mortgage - Notations	0.50	0.50	
UCC-1, UCC-3	40.00	40.00	
UCC-11	25.00	25.00	

Tompkins County 2019/2020 Schedule for Fees

Department Type, Fee Type and Fee	2019	2020	Notes
<u>Searches</u>			
Each Record (per name - every 2 years or portion thereof)	5.00	5.00	
<u>County Office for the Aging</u>			
<u>PERS Billing</u>			
Married Subscriber, Household income \$0-1,400/month	0.00	0.00	monthly fee
Married Subscriber, Household income \$1,401-1,800/month	15.00	15.00	monthly fee
Married Subscriber, Household income \$1801+/month	25.00	25	monthly fee
Single Subscriber, Household income \$0-1,000/month	0.00	0	monthly fee
Single Subscriber, Household income \$1001-1400/month	15.00	15	monthly fee
Single Subscriber, Household income \$1401+/month	25.00	25	monthly fee
<u>Emergency Response Department</u>			
<u>Charges</u>			
911 Surcharge - Wireless	0.30	0.30	per phone
911 Surcharge - Wireline	1.00	1.00	per line
<u>Finance Department</u>			
<u>Fees</u>			
Advertising Fee for Delinquent Taxes	10.00	10.00	
Copies	1.00	1.00	
Filing fee for November 1 listing of delinquent taxes	5.00	5.00	
Mailing Notice for Ithaca City School District Delinquent Taxes	1.00	1.00	
Tax Search Fee	30.00	30.00	
Title Search Fee for Foreclosure Properties	150.00	150.00	
<u>Fees</u>			
Foreclosure Fees		0.00	5% of the Assessed Value
<u>Health Department</u>			
<u>Division for Community Health</u>			
Diabetes Prevention Program	300.00	300.00	Sliding Fee scale available
Lead Screening	0.00	0.00	TBD - charge is pending contract pricing; sliding fee scale available
Nursing Per hour Administrative Charge	0.00	0	To be set after cost report completion
Tuberculosis Screening (PPD/Mantoux)	37.18	37.54	sliding fee scale available
Vaccinations (Hepatitis B)	83.15	85.65	charge may adjust pending vaccine cost; sliding fee scale available
Vaccinations (Influenza)	35.00	35.00	charge may adjust pending vaccine cost; sliding fee scale available
Vaccinations (Measles, Mumps, Rubella (MMR))	108.60	112.72	charge may adjust pending vaccine cost; sliding fee scale

Tompkins County 2019/2020 Schedule for Fees

Department Type, Fee Type and Fee	2019	2020	Notes
			available
Vaccinations (Pneumococcal)	0.00	0	No longer being offered
Vaccinations (Rabies Post Exposure)	300.00	324.00	charge may adjust pending vaccine cost
Vaccinations (Tetanus/Diphtheria (Td))	71.39	72.33	charge may adjust pending vaccine cost; sliding fee scale available
Vaccinations (Tetanus/Diphtheria/Pertussis (Tdap))	72.23	75.77	charge may adjust pending vaccine cost; sliding fee scale available
Vaccinations (Vaccine Administration Fee Adult, set by Federal Government)	40.00	40.00	sliding fee scale available
Vaccinations (Vaccine for Children Administration Fee, set by Federal gov't)	25.10	25.10	sliding fee scale available
Vaccinations (Zostavax)	0.00	0	not offered
<u>Division for Community Health</u>			
Vaccinations (Adult Hep A)		82.15	charge may adjust pending vaccine cost; sliding fee scale available
<u>Environmental Health - On-Site Wastewater Treatment</u>			
Construction Permit Application - Application Renewal/Transfer	80.00	80.00	Application may be renewed 1x prior to expiration; Application transfer prior to expiration
Construction Permit - New Construction/Conversion	425.00	425.00	
Construction Permit - Replacement	335.00	335.00	
Construction Permit - Transfer/Renewal	80.00	80.00	Permit may be renewed 1x prior to expiration; Permit transfer prior to expiration
Construction Permit - Septic Tank Replacement/Pump Chamber Replacement	105.00	105.00	
Plan Review - 0-499 GPD Design Rate	210.00	190.00	
Plan Review - 1,000-1,999 GPD	375.00	340.00	
Plan Review - 2,000+ GPD	600.00	540.00	
Plan Review - 500-999 GPD	260.00	230.00	
<u>Environmental Health - On-Site Wastewater Treatment</u>			
Construction Permit - New Construction w/Engineer Plans; no site evaluation	325.00	250.00	
Construction Permit - Replacement System w/Engineer Plans; no Site Evaluation or TCHD Referral	235.00	175.00	
Holding Tank Permit Renewal	50.00	50.00	
Holding Tank Plan Review & Initial Permit	160.00	160.00	
Other OWTS Modifications/Multiple Submissions		160.00	
<u>Environmental Health - Operating Permit and Plan Review</u>			
Temporary Food Service Establishments - Complex Menu, 1 day or multiple days; Single event	150.00	150.00	

Tompkins County 2019/2020 Schedule for Fees

Department Type, Fee Type and Fee	2019	2020	Notes
Temporary Food Service Establishments - Simple Menu, 1 day event	65.00	65.00	
Temporary Food Service Establishments - Simple Menu, multiple, consecutive or non-consecutive days (up to 8 days in 120 days)	100.00	100.00	
Temporary Permit Late Fees - Rush processing (Received 3 days or less before event)	50.00	50.00	
<u>Environmental Health - Operating Permit and Plan Review</u>			
Agricultural Fairground Operation Permit	400.00	400.00	
Campground Plan Review	200.00	200.00	
Children's Camp Operating Permit	200.00	200.00	
Food Service Establishment Operating Permit (Additional Mobile)	85.00	85.00	
Food Service Establishment Operating Permit (High Risk)	430.00	450.00	
Food Service Establishment Operating Permit (Low Risk)	235.00	210.00	
Food Service Establishment Operating Permit (Medium Risk)	375.00	375.00	
Food Service Establishments Plan Review (High Risk)	210.00	210.00	
Food Service Establishments Plan Review (Low Risk)	150.00	150.00	
Food Service Establishments Plan Review (Medium Risk)	210.00	210.00	
Food Service Establishments Plan Review (Push Cart)	100.00	100.00	
Mass Gathering Operating Permit (Existing event)	1650.00	2000.00	Plus \$80 per staff/hr for incident response, if needed
Mass Gathering Operating Permit (New event per day)	4100.00	4100.00	Plus \$80 per staff/hr for incident response, if needed
Mass Gathering Plan Review (Existing events)	2250.00	5000.00	
Mass Gathering Plan Review (New event)	6100.00	12000.00	
Mobile Home Park Operating Permit	150.00	150.00	plus \$3.50 per unit/lot
Mobile Home Park Plan Review	460.00	460.00	plus \$30 per unit/lot
Recreational Aquatic Facility Operating Permit - Slide and Wave Pool/Spray Park/Other Aquatic Facility	360.00	360.00	
Recreational Aquatic Facility Operating Permit - Swimming Pool/Bathing Beach	335.00	335.00	
Recreational Aquatic Facility Plan Review - Over 5,000 Sq.Ft.	770.00	770.00	
Recreational Aquatic Facility Plan Review - Up to 5,000 Sq.Ft.	360.00	360.00	
Temporary Residence/Campground Operating Permit	140.00	150.00	plus \$2.75 per unit/site
<u>Environmental Health - Operating Permit and Plan Review</u>			
Temporary Residence Operating Permit	150.00	175.00	plus \$3.50 per unit/site
<u>Environmental Health - Other Fees</u>			
Temporary Permit Late Fees - Expedited processing (Received less than 2 weeks, more than 3 days)	25.00	25.00	
<u>Environmental Health - Other Fees</u>			
Copies	0.25	0.25	
Duplicate Rabies Certificates	10.00	0.00	multiple certificates per occurrence

Tompkins County 2019/2020 Schedule for Fees

Department Type, Fee Type and Fee	2019	2020	Notes
Electronic Copies of Oversized Files (each additional 10 pages)	10.00	0.00	
Electronic Copies of Oversized Files (up to 10 pages)	20.00	0.00	
Environmental Impact Statement Review	0.00	0	(Where Tompkins County is lead agency, fee assessed as allowed by 6NYCRR 617.7)
Late Application Fee	50.00	50.00	May be waived at TCHD discretion
Refund Requests (within 6 months of receipt)	25.00	25.00	
Sanitary Codes	1.00	0.00	
Waiver/Variance Request	75.00	75.00	Requiring Board of Health action
<u>Environmental Health - Other Fees</u>			
Late Application/Expedited Permit 3 days or less	100.00	100.00	
Waiver from NYS Appendix 75-A (OWTS)	75.00	75.00	Unless due to TCHD referral
<u>Environmental Health - Other Plan Review</u>			
Collector Sewer, 6" and larger <5,000'	150.00	150.00	
Collector Sewer, 6" and larger >5,000'	250.00	250.00	
<u>Environmental Health - Other Plan Review</u>			
Other Engineering Review	160.00	160.00	may be waived at TCHD discretion
<u>Environmental Health - Realty Subdivisions</u>			
Preliminary Development Review	400.00	400.00	Where soil testing is required. (Preliminary development fees are applied to the Realty Subdivision fee upon full plan submittal when submitted within 12 months)
Realty Subdivision Approval Renewal	200.00	200.00	
Realty Subdivision Development Review	800.00	800.00	Subtract Preliminary Development fees paid)
Realty Subdivision Development Review - per lot NYS filing fee	12.50	12.50	
Realty Subdivision Development Review - add per lot with individual OWTS	55.00	55.00	
Realty Subdivision Development Review - add per lot with individual water	35.00	35.00	
<u>Environmental Health - Water System Operating and Plan</u>			
Construction Permit and Plan Review - Community Water System (Part 5, NYSSC) <100,000 gpd	450.00	450.00	
Construction Permit and Plan Review - Cross-Connection Control	160.00	200.00	plus \$50/device
Construction Permit and Plan Review - Distribution Water Main - 6" or larger <5,000'	300.00	300.00	
Construction Permit and Plan Review - Distribution Water Main - 6" or larger >5,000'	400.00	400.00	

Tompkins County 2019/2020 Schedule for Fees

Department Type, Fee Type and Fee	2019	2020	Notes
Construction Permit and Plan Review - Non-Community Water System	210.00	210.00	
Construction Permit and Plan Review - Other Water System Modification	160.00	160.00	May be waived at TCHD discretion
Construction Permit and Plan Review - Water Storage Tank > 500,000 gal	230.00	500.00	
Operating - Bottled/Bulk Haulers, Ice Plants	360.00	360.00	
Operating - Community Water System (Groundwater)	200.00	200.00	
Operating - Community Water System (Surface Water)	1800.00	1800.00	
Operating - Non-Community Water System (with sources)	105.00	105.00	
<u>Environmental Health - Water System Operating and Plan</u>			
Community Water System (Part 5, NYSSC) >= 100,000gpd		1000.00	
<u>Vital Records</u>			
Certified Copies, Birth and Death Certificates	30.00	30.00	First copy; subsequent copies on same visit/same record \$15.00 each
<u>Highway Department</u>			
<u>Fees</u>			
Annual Maintenance	750.00	750.00	per year
Contractor U/G Installations (Excavation)(in travelway)	75.00	75.00	per permit
Contractor U/G Installations(out of travelway)	25.00	25.00	plus \$2 per foot, per permit
Divisible Hauling	25.00	25.00	per permit
Divisible Load Weight	10.00	10.00	per permit
Driveway Culvert	100.00	100.00	per permit
Driveway or Roadway - Commercial Entrance (Major)	500.00	500.00	per permit
Driveway or Roadway - Commercial Entrance (Minor)	150.00	150.00	per permit
Driveway or Roadway - Subdivision (Major)	500.00	500.00	per permit
Driveway or Roadway - Subdivision (Minor)	150.00	150.00	per permit
Driveway or Roadway - Temporary Access	50.00	50.00	per permit
Miscellaneous	100.00	100.00	per permit
Non-Divisible Hauling	100.00	100.00	per permit
O/H Utilities	50.00	50.00	plus \$2 per unit, per permit
Phone Booths, Bus Shelters, etc	50.00	50.00	per permit
Utilities Installations (Bridges/Culverts)	500.00	500.00	per permit
Driveway Paving	25.00	25.00	per permit
<u>Information Technology Services</u>			
<u>Fees</u>			
GIS - Private Organization - Custom Work/Consultations	60.00	60.00	per hour
GIS - Private Organization - Digital Data Distribution	60.00	60.00	per hour
GIS - Public or Not-for-Profit Custom Work	25.00	25.00	per hour
<u>Mental Health Department</u>			
<u>Fees</u>			
Psychiatric Assessment	131.16	133.88	30 or 45 minute session -- Psychiatrist

Tompkins County 2019/2020 Schedule for Fees

Department Type, Fee Type and Fee	2019	2020	Notes
Psychotherapy Session	122.95	125.50	30 minute session -- completed by either a Social Worker or a Registered Nurse
Crisis 15min/unit	79.25	80.89	
Family Therapy	245.93	251.03	One hour visit with client and family
Family Therapy w/o patient	122.95	125.50	30 minute visit with family only
Full Psychotherapy	163.94	167.35	45 minute session -- completed by either a Social Worker or a Registered Nurse
Group Therapy (not Family)	63.54	64.86	
Intake Assessment	204.94	209.19	
Medication Administration with monitoring and education	81.98	83.68	Completed by Registered Nurse
Medication Management Visit	131.16	133.88	Completed by Psychiatrist
<u>Fees</u>			
Health Monitoring 15 minutes	49.53	50.56	
Health Monitoring 30 minutes	61.48	62.75	
Health Monitoring 45 minutes	88.80	90.64	
PROS Preadmission	143.16	143.16	
PROS Community Rehabilitation Services 2 - 12 hours	218.82	218.82	Tier Rate is dependent on the number of hours of service received per month
PROS Community Rehabilitation Services 13 - 27 Hours	514.32	514.32	Tier Rate is dependent on the number of hours of service received per month
PROS Community Rehabilitation Services 61+ hours	928.44	928.44	Tier Rate is dependent on the number of hours of service received per month
PROS Community Rehabilitation Services 28-43 hours	734.16	734.16	Tier Rate is dependent on the number of hours of service received per month
PROS Community Rehabilitation Services 44 - 60 hours	803.70	803.70	Tier Rate is dependent on the number of hours of service received per month
PROS Clinical Treatment Add-on	256.14	259.73	
PROS Ongoing Rehabilitation and Support	331.29	357.97	
PROS Integrated Rehabilitation	385.10	417.46	
Intake Assessment w/Medical Services	204.94	209.19	45 minute assessment completed by

Tompkins County 2019/2020 Schedule for Fees

Department Type, Fee Type and Fee	2019	2020	Notes
			Psychiatrist or NP
Psychotherapy Add-on	73.78	75.31	30 Minutes completed by Psychiatrist or NP
Psychotherapy Add-on	114.77	117.15	45 minute completed by Psychiatrist or NP
Crisis - Complex	478.18	488.10	1 Hour Crisis visit with two clinicians
Crisis - Per Diem	1147.65	1171.46	3 Hours with two clinicians
Complex Care Management	19.12	19.52	5 minute follow up within 14 days of order
Smoking Cessation Session	25.10	25.62	3-15 minutes - completed by RN, MD, or NP
Alc and/or drug Screening or Intervention	55.53	56.69	Completed by qualified clinician
<u>Planning and Sustainability, Department of</u>			
<u>Circuit Rider</u>			
Planning Services - available only to municipalities	24.00	24.00	per hour
<u>Circuit Rider</u>			
Planning Services to help implement the County Comprehensive Plan - no longer applicable	0.00	0.00	per hour
<u>Fees</u>			
Copies	0.25	0.25	per page
Maps - 18" x 24" (Arch C)	6.00	6.00	per map
Maps - 24" x 36" (Arch D)	12.00	12.00	per map
Maps - 36" x 36"	18.00	18.00	per map
Maps - 36" x 44" (Ansi E)	21.00	21.00	per map
Maps - 36" x 48" (Arch E)	24.00	24.00	per map
GIS Custom Work/Consultations - (3) Beyond Free Service - Municipality/Non-Profit	41.00	30.00	per hour
<u>Fees</u>			
GIS Custom Work/Consultations - (1) Municipalities	0.00	0.00	per hour; free custom GIS work and printed maps up to \$500 in value per calendar year, as time permits
GIS Custom Work/Consultations - (2) Non-Profits	0.00	0.00	per hour; free custom GIS work and printed maps up to \$100 in value per calendar year, as time permits
GIS Custom Work/Consultations - (4) Private Organization/Individual		60.00	
<u>Probation and Community Justice</u>			
<u>Fees</u>			
Bad Check Charge	15.00	15.00	each
Copies	0.25	0.25	per page
Drug Test Administered	7.00	7.00	per test
Supervision Fees (sliding scale) max	30.00	30.00	per month

Tompkins County 2019/2020 Schedule for Fees

Department Type, Fee Type and Fee	2019	2020	Notes
Surcharge on Criminal Court Restitution Money Paid through Probation	5.00	5.00	%
<u>Recycling and Materials Management, Department of</u>			
<u>Annual Fee</u>			
Aged & Health Homes	0.03	0.02	per Sq.Ft.
All Others	0.04	0.04	per Sq.Ft.
Colleges	302778.00	241834.00	
Recreational & Warehouses	0.02	0.02	per Sq.Ft.
Residential	58.00	60.00	per unit
Seasonal	29.00	30.00	per unit
<u>Disposal Fee</u>			
Licensed Haulers (per ton)	90.00	93.00	per ton
Residential and Commercial Permit Holders - (per ton)	90.00	93.00	per ton
Residential and Commercial Permit Holders - Flat Rate Tier #1	15.00	15.00	
Residential and Commercial Permit Holders - Flat Rate Tier #2	30.00	30.00	
Residential and Commercial Permit Holders - Flat Rate Tier #3	45.00	45.00	
<u>Fees</u>			
Disposal Coupons (automobiles)	10.00	10.00	Garbage & Yard Waste
Disposal Coupons (SUV/Minivans)	15.00	15.00	Garbage & Yard Waste
Hauler's License Fee (per additional vehicle)	25.00	25.00	
Hauler's License Fee (per application)	100.00	100.00	
Punch Cards - five 35lb bags	12.00	12.00	Garbage & Yard Waste
Tire Disposal - Each for 10 or less per trip	3.00	3.00	ea
Tire Disposal - per ton	225.00	285.00	per ton
Yard Waste - Scale Fee (per ton)	45.00	90.00	per ton
<u>Fees</u>			
Freon	20.00	20.00	Per unit
Electronic Recycling		5.00	each CRT (TV, monitor, etc.)
Food Scrap Transport Container		12.00	ea
Commercial Recycling		30.00	ton
Single Stream Recycling		30.00	ton
<u>Fines</u>			
Illegal Dumping Fine (minimum)	50.00	50.00	
Returned Check Fee	20.00	20.00	
Uncovered Load Surcharge (first offense)	10.00	10.00	
Uncovered Load Surcharge (second offense)	20.00	20.00	
Uncovered Load Surcharge (third offense)	40.00	40.00	
<u>Other</u>			
Baskets	0.00	0.00	na
Compost Base	10.00	10.00	

Tompkins County 2019/2020 Schedule for Fees

Department Type, Fee Type and Fee	2019	2020	Notes
Compost Bins	40.00	40.00	
Compost Turner	16.00	16.00	
Recycling Bin Wheel Kits	0.00	0.00	We don't sell anymore
Recycling Bins (18 Gallon)	10.00	10.00	
Recycling Bins (22 Gallon)	14.00	14.00	
Tarps	5.00	5.00	
<u>Other</u>			
Geo Compost Bin	30.00	30.00	
Apartment Style Bins	8.00	8.00	
Food Scrap Recycling	20.00	20.00	Per Ton
<u>Permits</u>			
Commercial (each additional vehicle)	20.00	20.00	
Commercial (First Vehicle)	40.00	40.00	
Residential (for 3 years)	20.00	20.00	
<u>Permits</u>			
Temporary Permit	15.00	15.00	
<u>Sheriff's Office</u>			
<u>Attachment</u>			
Additional levy, each	57.00	57.00	
Execute and levy	72.00	72.00	
If summons to be served	17.00	17.00	per party
Serve defendant, each	17.00	17.00	
<u>Civil Arrest</u>			
Arrest One Person - If Committed (with Subsequent Discharge)	20.00	20.00	additional
Arrest One Person (Original and two Copies)	57.00	57.00	
<u>Civil Process</u>			
Summons (with or without a complaint), or Subpoena (4 Copies per Party)	17.00	17.00	plus mileage
<u>Eviction</u>			
"3 day" or "30 day" notices (Three Copies per Party)	17.00	17.00	plus mileage
Eviction/Removal (Original & 4 Copies per Party)	107.00	107.00	plus mileage
Notice of petition & petition (Three Copies per Party)	62.00	62.00	plus mileage
Order for Possession or Writ of Assistance (Original & 4 Copies per Party)	107.00	107.00	plus mileage
<u>Execution</u>			
Personal Property (Original and 5 Copies)	85.00	85.00	plus mileage
Real Property (Original and 5 Copies)	95.00	95.00	plus mileage
<u>Income Execution</u>			
Both Stages (Original and 5 copies)	86.00	86.00	
First Stage Only (Original and 5 copies)	49.00	49.00	
Second Stage Only (Original and 5 copies)	47.00	47.00	
<u>Income Execution for Support</u>			
Serve on Debtor Only (Original and 3 Copies)	32.00	32.00	plus mileage
Serve on Employer Only (Original and 3 Copies)	32.00	32.00	plus mileage

Tompkins County 2019/2020 Schedule for Fees

Department Type, Fee Type and Fee	2019	2020	Notes
<u>Miscellaneous</u>			
Amendment	3.00	3.00	
Background Checks	10.00	10.00	
Copies	0.25	0.25	per page
Dealer Permit	10.00	10.00	
Duplicate	5.00	5.00	
Fingerprint Fee	10.00	10.00	Per Card
New Pistol Permit Fee	10.00	10.00	
Picture Fee for Pistol Permit	3.00	3.00	
Picture for Duplicate	3.00	3.00	
Pistol Application	1.00	1.00	
Sheriff's Identification	15.00	15.00	
<u>Order of Seizure</u>			
Each Additional	57.00	57.00	
Execute Against One Party	137.00	137.00	
If Summons to be Served	17.00	17.00	per party
<u>Orders (Citations) & Mandates</u>			
Orders (Citations) & Mandates (Three Copies per Party)	47.00	47.00	plus mileage
<u>Property Execution</u>			
Notice to Judgement debtor	62.00	62.00	
Real Property (Original and 5 Copies)	70.00	70.00	plus mileage
Straight/Demand (Original and 5 Copies)	100.00	100.00	plus mileage
Third Party - Financial Institution (Original and 5 Copies)	100.00	100.00	plus mileage
Third Party - Non-Financial institution (Original and 5 Copies)	40.00	40.00	plus mileage
<u>Realty Deeds Pursuant to Court Order</u>			
Realty Deeds Pursuant to Court Order	67.00	67.00	
Realty Deeds Pursuant to Court Order (each additional Deed)	22.00	22.00	
<u>Social Services Department</u>			
<u>Annual Fee</u>			
Child Support parent fee		35.00	NYS-mandated fee charged to custodial parents who've never received public assistance
<u>Fees</u>			
Attorney Fee	91.90	91.90	per hour
<u>Weights & Measures Department</u>			
<u>Fees</u>			
Bulk Milk Tank (1,585 gal. Max. cap.)	80.00	80.00	per tank
Bulk Milk Tank (793 gal. Max. cap.)	40.00	40.00	per tank
Linear Measure (over 39 inches)	8.00	8.00	per device
Linear Measure (up to 39 inches)	4.00	4.00	per device
Other: Late Fees	50.00	50.00	per violation
Petroleum - Blend Dispensing Pump	40.00	40.00	\$20 per measuring

Tompkins County 2019/2020 Schedule for Fees

Department Type, Fee Type and Fee	2019	2020	Notes
			chamber
Petroleum - Dual Dispensing Pump	40.00	40.00	\$20 per measuring chamber
Petroleum - Single Dispensing Pump	20.00	20.00	per measuring chamber
Scale (15,432 lb. Max. cap.)	140.00	140.00	per device
Scale (3,307 lb. Max. cap.)	100.00	100.00	per device
Scale (33 lb. max. cap.) 1st five (5)	20.00	20.00	per device
Scale (33 lb. max. cap.) additional	10.00	10.00	per device
Scale (33 lb. max. cap.) retest	10.00	10.00	per device
Scale (661 lb. Max. cap.)	40.00	40.00	per device
Scale (661 lb. Max. cap.) retest	20.00	20.00	per device
Timing Devices (time is basis for charge)	4.00	4.00	per device
Vehicle Metering System (79 gpm or less)	100.00	100.00	per device
Vehicle Metering System (over 79 gpm)	120.00	120.00	per device
Wire and Cordage Measuring Devices	20.00	20.00	per device

Tompkins County Contracts by Department

<u>Department/Contractor Name</u>	<u>Services Provided</u>	<u>2017</u>	<u>2018</u>	<u>2019</u>	<u>2020</u>
Airport					
Air Temp	CFR Heating/Air Conditioning System	5,000	5,000	6,500	6,500
Alpine Systems	MUFIDS Maintenance/Service	3,000	3,000	3,000	6,000
Ames	Cleaning of Shop Rags	850	850	850	850
BerNational Controls	Security System	9,000	9,000	9,000	1,500
Boyd Group	Air Service Development Consultants	25,000	34,500	40,000	40,000
Burris Plumbing	Misc. Plumbing Work	300	1,500	1,500	1,500
Casella	Trash/Recycling Removal	8,000	8,000	8,000	8,000
Chamberlain Climate Control	Maintenance of Refrigeration Equipment	500	500	500	500
Communique	Advertising/Marketing Consultant & Social Media	48,000	78,000	78,000	78,000
Communique'/Unknown	Marketing/Promoting Airport	25,000	70,000	70,000	70,000
Cortland Pump & Equipment	Repair of Fuel Pumps	1,500	0	0	0
Cummins Northeast	Generator Repair		1,000	1,000	1,500
David Brown's Refrigeration	Terminal Cafe' Equipment	1,200	750	750	750
Duval	Scott Pak Inspection Test	1,500	1,500	1,500	1,500
Energetix	Drug and Alcohol Testing	300	300	300	300
Ewan Barr	Air Service/Business Development Consultant	27,000	30,000	0	0
Fairweather Enterprises	Customer Service Reps.	200,806	209,040	215,000	0
First Due	Hose Testing	1,000	1,500	1,500	1,500
FirstLight	Terminal Wi-Fi			6,060	6,036
Functional Communications	Terminal Music	2,300	2,300	2,300	2,300
Gotta Do	Glycol Hauling	11,039	13,000	13,000	15,000
Grease Busters	Cleaning of Terminal Grill		1,100	1,100	1,200
Greene's Water Softener Service	Water Softener Service	1,000	1,000	1,000	1,000
GreenScene Lawn & Garden	Exterior Landscaping	36,516	37,409	37,737	39,595
GreenScene Lawn & Garden	Winter Maintenance of Culligan Drive			10,000	13,000
Harob/Hurst	Extrication Tools Service	2,000	2,000	2,000	2,000
Integrated Water Management	Cooling Tower Treatment	1,200	1,200	1,200	1,200
Ithaca Overhead Door	Misc. Door Work	1,000	1,000	1,000	1,000
Jean McPheeters Consulting	Grant Consultant	2,000	2,000	2,000	2,000
Life Safety	Terminal Fire Alarm Inspection/Service	3,000	3,500	3,500	0
LSL/Benefactor	Glycol Sampling Tests	1,200	1,200	1,200	3,000
Microbac	SPEDES Sampling/Testing	5,000	5,000	5,000	6,000
Modular Mechanical	HVAC Controls	20,000	20,000	20,000	0
Monroe Extinguisher Service	Fire Extinguisher Service & Repair	1,500	1,500	1,500	1,500
Northland Capital Equipment	GPS Software for Airfield				10,500
On Site Solutions (OSS)	Parking Lot Equipment		2,500	2,500	0
Overhead Door	Door Repair/Replacement	500	1,500	1,500	1,500
Pasco	HVAC Controls	5,000	5,000	5,000	0
Postler & Jaeckle Corp. (P&J)	Terminal HVAC			5,000	0
Retterer & Sons, LLC	Terminal Cleaning	159,336	163,260	134,704	138,224
Richardson Brothers	Misc. Electrical Work	3,500	3,500	3,500	3,500
Ricondo & Associates	Airline Rates Agreement & Support	26,606	5,000	20,000	20,000

Tompkins County Contracts by Department

<u>Department/Contractor Name</u>	<u>Services Provided</u>	<u>2017</u>	<u>2018</u>	<u>2019</u>	<u>2020</u>
Roto Rooter	Misc. Plumbing Work	750	750	750	1,000
Safety Kleen	Terminal and CFR Oil Water Seperator Service	3,000	3,000	5,000	7,500
SDM Landscaping	Winter Maintenance of Culligan Drive	10,000	10,000	0	0
Securitas/Ambassador	Terminal Security				215,000
SemTech	Motor Repair		2,000	2,000	0
Spectrum	CFR Wireless Internet	775	1,300	3,000	3,500
SRI Sprinkler	Fire Sprinkler System	2,000	2,000	2,000	2,000
Tradewind Scientific	TRACR Aim System	10,000	10,000	10,000	10,000
Unknown	Interior Landscaping	5,700	5,700	5,700	10,000
Unknown	Pump Testing	650	650	650	650
West Fire Systems	Terminal & CFR Building Fire Alarm Panel	500	800	800	2,500
		\$ 674,028	\$ 763,609	\$ 748,101	\$ 739,105

Assessment Department

ESRI	Computer Services	3,022	3,022	3,022	3,022
Fountain Spatial	Tax Map Maintenance	2,000	2,000	2,000	2,000
NYS Office of Real Property Services	Computer Services	2,100	2,100	2,100	2,100
Systems Development Group	Computer Services	6,600	6,600	6,600	6,600
		\$ 13,722	\$ 13,722	\$ 13,722	\$ 13,722

Assigned Counsel

CMS Imaging(price includes toner and service)	Maintenance of Copier	378	400	430	459
		\$ 378	\$ 400	\$ 430	\$ 459

Board of Elections

National Time Sharing Inc.	Maintenance Fee (Voter Registration Syst.)	27,695	27,695	27,695	27,695
Unknown	annual software license/maintenance agreement, annual initiation fees for early voting				15,425
West Fire Systems, Inc	annual Hanshaw office security system monitoring			216	216
		\$ 27,695	\$ 27,695	\$ 27,911	\$ 43,336

County Administration

Clear Impact	Results Based Accountability Software Licenses	4,525	11,400	15,400	14,400
Clear Impact	Vendor-provided Training for Implementation of Results Based Accountability (RBA) model	14,084	7,500	8,900	6,000
Cooperative Extension	Broadcasting, Taping, Web Support	31,018	31,018	31,018	31,018
Discover eGov (Catalog & Commerce)	1/2 Maint. of Electronic Contracts/RFP/Bids Module	6,000	6,000	6,000	6,000
Discover eGov (Catalog & Commerce)	Annual Maintenance Contract for Budget Track budgeting system	9,600	9,600	9,600	9,600
Discover eGov (Catalog & Commerce)	Maint. of Online Policy Man. Tracking Module	1,800	0	0	0
Ethics Unlimited, LLC (dba Verify Comply)	Contract for Exclusion Screening				1,320

Tompkins County Contracts by Department

<u>Department/Contractor Name</u>	<u>Services Provided</u>	<u>2017</u>	<u>2018</u>	<u>2019</u>	<u>2020</u>
Family & Children's Svcs of Ithaca	County share of Downtown Community Outreach Worker Program	20,000	20,000	20,000	45,000
Kinney Management	K-Checks Exclusion Screening	3,190	3,038	3,038	0
Language Line Svcs & Empire Interpreting Svc	Translation Services (variable amounts)	20,000	20,000	20,000	20,000
Sensory Technologies	Maintenance and repair of Legislature Chambers A.V. System		9,000	8,960	12,800
Survey Monkey	Annual Membership for Web Survey Design/Use	300	300	300	360
TBD	Online Policy Manual and Policy Tracking		1,800	1,800	0
TBD	Trainer for Climate Survey follow-up		30,000	30,000	0
Time Warner Cable	Broadband Internet & Cable TV Svc. for Legislature Broadcast	2,279	2,279	2,327	500
Tompkins County Chamber of Commerce	Support for "Live in Ithaca" program			10,000	0
Tompkins County Youth Services	Program Coordination for Results Based Accountability implementation	34,281	34,262	0	0
		\$ 147,077	\$ 186,197	\$ 167,343	\$ 146,998

County Clerk

FLTG	bunker storage lease	8,640	9,000	9,000	9,000
General Code	Laserfiche service contract	63,500	83,000	83,000	83,000
PropertyInfo	electronic document management system	16,500	17,000	17,000	17,000
		\$ 88,640	\$ 109,000	\$ 109,000	\$ 109,000

County Office for the Aging

Caregivers, StafKings, Comfort Keepers, Home Instead	Caregiver Respite & Home Care	30,350	30,350	41,207	41,207
Caregivers, StafKings, Comfort Keepers, Home Instead	Home Care	322,813	322,813	343,302	343,302
Finger Lakes Independent Center	Registry	10,753	10,753	10,753	10,753
Foodnet	Half-time casemanager to manage services related to home delivered meal clients				31,192
Foodnet	Home Delivered Meals	58,629	58,629	58,629	58,629
Foodnet (NSIP Subcontract)	Congregate & Home Delivered Meals	120,000	120,000	110,000	110,000
Foodnet (Title IIIC 1&2 Contract)	Congrete & Home Delivered Meals	417,345	439,888	439,888	447,897
Foodnet (WIN Subcontract)	Home Delivered Meals	231,082	231,082	231,082	231,082
Gadabout	Transportation	5,600	5,600	5,600	5,600
Human Services Coalition	New York Connects	5,000	5,000	5,000	5,000
Ithaca Neighborhood Housing Services	Home Repair				31,192
Ithaca Neighborhood Housing Services	Small home and repair safety program				28,525
Legal Aid of Western New York	Legal Services	5,359	5,359	5,359	5,359
Lifelong	Assistance in determining if clients are eligible for low income subsidy and/or medicare savings program			7,492	7,492
Lifelong	Health Insurance Counseling	16,584	16,584	16,584	16,747
Lifelong	Northside/Southside Program	9,603	9,603	9,603	9,603

Tompkins County Contracts by Department

<u>Department/Contractor Name</u>	<u>Services Provided</u>	<u>2017</u>	<u>2018</u>	<u>2019</u>	<u>2020</u>
Lifelong	Senior Fitness	4,475	4,475	4,449	5,078
Lifelong (Perviously Senior Citizens' Center)	Senior Circle Newsletter	10,823	10,823	10,823	10,823
TC Department of Social Services-- NY Connects	I & A and Options Counseling	60,932	60,932	60,932	60,932
TC Department of Social Services-- EISEP	Long Term Care Unit Case Management	95,863	95,863	95,863	95,863
TC Dept of Social Services	half-time case aide located at LTC				-37,462
		\$ 1,405,211	\$ 1,427,754	\$ 1,456,566	\$ 1,518,814

District Attorney

Earthlink Business	City Court phone	360	360	360	360
Matthew Bender & Co.	criminal law handbooks	0	1,176	1,176	1,176
New York Prosecutors Training Institute (NYPTI)	Increased storage capacity (2TB) for Digital Evidence Management System (DEMS)				2,640
Staples	office supplies	3,500	7,000	7,000	7,000
Various Independent Contractors	Grand Jury stenography	18,000	25,000	25,000	25,000
West Group	computer-aided legal research	11,000	8,816	14,668	14,668
		\$ 32,860	\$ 42,352	\$ 48,204	\$ 50,844

Emergency Response Department

AK Associates	911 phone system maintenance	24,720	26,000	27,000	27,000
AK Associates	Rapid SOS	2,500	2,500	2,500	336
Brite Computers	MDT Support	14,000	15,000	15,000	15,000
DTN	On-Line Weather				-2,100
ESRI	CAD Support	7,400	8,000	9,000	9,000
Finger Lakes Communication	Support - Logging recorder	10,032	11,000	12,000	12,250
Firstlight	Wi-Fi Public Access	0	0	3,500	3,700
GeoLynx	SHI Addressing	0	0	4,000	4,000
IamResponding	Electronic Paging Transmission/Back-up				-2,500
Intermedix	WebEOC Support		20,000	20,000	20,000
Locution	Text-Speech Voice Paging Module	12,917	14,000	14,000	14,000
Motorola	Radio System/Microwave	680,000	695,000	701,000	722,030
Pictometry Inc.	Cloud-based Enterprise Application	3,000	3,000	3,000	3,000
Priority Dispatch	EMD Support	3,600	3,500	3,500	7,200
Spatial Station-Datamaster	911 Address Database Software	23,535	24,000	26,000	26,000
Spectrum	Back up connections	2,900	3,000	1,000	1,000
Spillman	Computer Aided Dispatch/Mobile Data	140,000	150,000	153,000	160,000
Spillman	Locution Interface	660	1,000	1,000	1,000
SwiftReach	Mass Notification System		20,000	21,500	21,500
United Radio	Paging System	29,000	30,000	31,000	31,000
UPS System	911 Center UPS System	3,600	4,000	4,000	4,000
West Safety Solutions	Text-2-911				-5,700
		\$ 957,864	\$ 1,030,000	\$ 1,052,000	\$ 1,071,716

Facilities Department

Access Lifts & Ramps, Inc.	Access Lift Maintenance Service	960	960	960	960
ALSCO	Fire Retardant Safety Clothing Rental	1,460	1,460	1,460	1,460

Tompkins County Contracts by Department

<u>Department/Contractor Name</u>	<u>Services Provided</u>	<u>2017</u>	<u>2018</u>	<u>2019</u>	<u>2020</u>
Ames Linen	Health Dept Mat Rental & Cleaning Service	2,080	2,080	2,080	2,080
Bolton Point, Village of Lansing, City of Ithaca	Water/Sewer	93,700	99,445	100,445	102,445
Casella (formerly WeCare Waste & Recycling)	Recycling	3,880	3,880	3,880	3,880
Casella (formerly WeCare Waste & Recycling)	Trash/Rubbish Disposal	15,630	15,630	15,630	15,630
Center Ithaca - TTH Associates	Assigned Council Rent	11,486	27,350	27,898	28,455
City and Town of Ithaca	Taxes, Sidewalk Assessment Fees	9,300	8,300	8,300	8,300
City of Ithaca	Rent for 18 parking spaces @ W. State Street	11,540	12,145	12,458	11,945
City of Ithaca	Stormwater Sewer Fees	5,000	5,555	5,555	5,555
Davis-Ulmer	Fire Sprinkler System Testing & Inspection	7,840	7,840	8,840	7,840
Dude Solutions	Energy Manager and Utility Bill Processing			4,163	4,163
G&H Fire Extinguisher	Fire Extinguisher Service	2,000	2,000	2,000	2,000
Gravity Renewables	Hydroelectric Utility Vendor		350,000	350,000	350,000
Hancock Plaza Real Estate	DMV Rent	64,645	65,938	67,257	68,603
Haylor, Freyer, & Coon, Inc.	Property & Boiler Insurance	160,000	160,000	120,000	122,000
Hill & Marks/Sanico/Riley	Cleaning Supplies, Paper Products & Ice Melt	46,000	52,000	49,000	50,000
Infor Global (Previously: Datastream Systems)	Infor EAM Technical Support	3,901	3,901	3,901	3,901
Integrated Water Management	Water Treatment Service (Boilers & Cooling Towers)	5,220	5,220	5,220	5,220
Irish. LLC	Human Rights Rent	28,975	29,492	29,990	30,589
Johnson Controls	Controls Service Contract/M&V Reporting	90,692	92,867	92,429	94,884
Misc. Service Contracts	Service Contracts	5,227	5,708	363	1,635
NYSEG/Constellation Energy	Electric Utilities Vendors	515,720	170,720	195,720	185,720
NYSEG/Direct Energy	Natural Gas Utilities Vendors	190,000	150,000	160,000	155,000
Pat Cozzarin Pest Management	Pest Management	2,000	2,000	2,000	2,000
Penn Power Systems	Emergency Generator Maintenance	4,020	4,020	4,020	4,020
Schug Realty, LLC	Board of Elections Rent	44,075	44,075	45,397	44,075
Solar Liberty	Solar Panel Equipment Leases	14,280	14,280	14,280	14,280
SunPower Systems	Library Solar Panel Annual System Testing & PM	4,110	4,110	4,110	4,110
TBD	Annual Life/Safety Inspections	2,000	2,000	2,000	2,000
Thyssen Krupp Elevator Corp.	Elevator Maintenance Service	17,680	17,680	17,730	16,060
Timberline	Timberline Cost Accounting Service Plan	1,335	1,335	1,335	1,335
Various Materials & Supplies Vendors	Materials & Supplies Vendors	260,000	270,000	260,000	260,000
West Fire Systems	Fire Alarm System Testing & Inspection	7,090	7,090	7,630	7,090
West Fire Systems	Fire Alarm/Security Central Monitoring Service	3,072	3,264	3,648	3,648
		\$ 1,634,918	\$ 1,642,345	\$ 1,629,699	\$ 1,620,883

Finance Department

e-Gov	Online bid system	6,000	6,000	6,000	0
Insero	Auditing	100,000	100,000	100,000	100,000

Tompkins County Contracts by Department

<u>Department/Contractor Name</u>	<u>Services Provided</u>	<u>2017</u>	<u>2018</u>	<u>2019</u>	<u>2020</u>
JACK VENESKY	Cost Allocation	3,600	3,600	3,600	3,600
Superion	Sungard maintenance	20,500	20,500	18,000	20,076
SYSTEMS EAST	Tax Collection Software	10,600	10,600	10,600	10,500
WILLIAMSON	Town Tax Collection Software	4,500	4,500	4,500	3,600
		\$ 145,200	\$ 145,200	\$ 142,700	\$ 137,776

Health Department

Accela	Software Maintenance Agreement	22,345	17,950	23,000	25,799
All Ears Hearing	Hearing Consultant/Evaluations	600	600	500	100
Bangs Ambulance/Tompkins County Funeral Directors	Removals	102,600	108,000	25,000	35,000
BioServ	Medical Waste Disposal	455	845	845	845
Birnie Bus/Ithaca City School District/Parent	Transportation - Preschool Special Ed	725,000	781,203	680,000	874,300
Birnie Bus/Parent	Transportation - Early Intervention	5,000	5,000	5,000	5,000
Cayuga Medical Center at Ithaca	Facility Use/Labs/Radiology				35,380
Cayuga Medical Center at Ithaca & Affiliates	Radiology, Consulting, Rabies Rx, Lab, etc.	68,170	68,170	83,170	43,085
CDD Lab/Quest Diagnostics	STD Labs	20,000	15,000	35,000	30,000
CMA, J. Venesky, & others TBD	TBMD, Indirect Cost, Med Rec, etc.	8,341	8,391	8,345	8,352
Cornell Cooperative Extension of Tompkins County	Lead Education	7,500	7,500	7,500	7,500
Cornell Cooperative Extension of Tompkins County	Radon Grant	7,481	8,332	8,332	8,332
Cornell University	Work Study Program	2,000	2,000	2,000	0
Early Intervention Service Providers (NYSDOH holds contracts)	Early Intervention Services	700,000	650,000	650,000	650,000
Ecospect, Cayuga Medical Center at Ithaca	Lead Testing	1,500	2,000	2,000	16,854
Finger Lakes Business Services	Answering Service		5,200	5,200	5,200
Hearing Officer, Robert Spitzer	Hearings	1,520	1,620	1,620	1,620
iCentral	EHR Software Maintenance		7,200	28,008	33,000
Industrial Hearing Testing	Hearing screenings per regulations			2,600	1,900
McCarthy & Conlon, LLC	Mcaid Cost Rept-D&TC, LHCSA Statistical Consult	9,000	9,000	8,000	8,000
Microbac NY/Community Science Institute	Environmental Lab Services	5,165	5,800	5,800	40,328
MSDSOnline	SDS documents			6,649	7,049
NMS Labs	Forensic Labs	0	26,000	29,892	35,000
Our Lady of Lourdes/Twin Tier Pathology	Autopsies/Forensic Labs - shared	87,400	66,000	3,900	3,900
Pathology Associates of Ithaca	Medical Examiner Program/autopsies			143,500	160,720
Planned Parenthood of the Southern Finger Lakes	STD Clinic	95,779	60,000	57,000	68,000
Pre-school Service Providers	Pre-school Services	4,355,000	4,400,000	4,316,060	4,914,411
Property Info	Software Vendor/Vital Records	1,000	999	999	999
sCube	support, automation of processes, training for Permit Management Software				15,000
TBD	Expanded Peer Counselors	25,865	42,640	39,260	31,590
TenEleven	Software Maintenance (Electronic Health Record)	18,802	20,000	12,113	17,020
Tompkins County SPCA	Rabies Program	11,398	11,398	11,398	11,398

Tompkins County Contracts by Department

<u>Department/Contractor Name</u>	<u>Services Provided</u>	<u>2017</u>	<u>2018</u>	<u>2019</u>	<u>2020</u>
Various Churches/Community Centers	WIC Leases	5,400	2,400	2,200	2,400
		\$ 6,287,321	\$ 6,333,248	\$ 6,204,891	\$ 7,098,082

Highway Department

(7) Town Highway Departments	Snow & Ice Removal on County Roads	410,000	630,000	665,000	782,000
Airgas East	Cylinder Lease	3,500	3,500	3,500	3,500
ArcView/ESRI	GIS Software (w/Planning)	300	300	300	300
Atlantic Testing	Pavement Soil Testing	750	750	750	750
Bid Item - Highway Striping	Pavement Markings	140,000	140,000	140,000	140,000
CarteGraph	Sign Program Maintenance	5,482	5,482	2,918	2,918
CME Associates, Inc.	Pavement Soil Testing	750	750	750	750
DiKat, Inc.	Traffic Light Maintenance	12,000	12,000	12,000	12,000
Energetix	Drug/Alcohol Testing	1,400	1,400	1,400	1,400
Sage Software, Inc.	Maintenance - Timberline Job Cost System	1,350	1,350	1,350	2,000
SignCad	Maintenance of Software	950	950	950	950
TBD (ZONES?)	AutoCad Drafting Software Support	1,500	1,500	1,500	1,500
The Computing Center	Fax & Printer Maintenance	200	200	200	200
Town of Ulysses	Roadside Mowing	8,000	8,000	0	0
		\$ 586,182	\$ 806,182	\$ 830,618	\$ 948,268

Highway Machinery

City Works	This is a program to replace Sage (Timberline), our current asset management program.				20,000
Cummins Northeast, Inc.	Electronic Support for Diesel Engines	800	800	800	800
Dossier Systems	fleet management software subscription				7,500
Filtrec	Lift Inspections	1,000	1,000	1,000	1,000
Fleetmax	Maintenance Support for Parts Program	750	750	750	750
Safety Kleen Corp.	Waste Oil Pickup	1,800	1,800	1,800	1,800
Sanford & Burtis	Fire Extinguisher Inspection	1,000	1,000	1,000	1,000
SLEC	Lift Inspections	1,500	1,500	1,500	1,500
STADIUM INTERNATIONAL	ON-LINE SERVICE		2,500	2,500	2,500
Syn-Tech Systems	Fuel System Computer Back-up	1,250	1,250	1,250	1,250
TBD	Lift Inspections (Admar or JM Equipment?)	150	500	500	500
Unifirst	Uniform Rental/Cleaning	5,800	9,000	9,000	9,000
		\$ 14,050	\$ 20,100	\$ 20,100	\$ 47,600

Human Resources, Department of

Catalog & Commerce	Online Software Maintenance	6,900	6,900	6,900	6,900
Roemer Wallens Gold and Mineaux	Attorney Services Negotiations	30,000	54,000	54,000	54,000
TC3.biz	Smart Work Training	0	0	27,420	27,420
TC3.biz	TCCOG Training Academy	0	0	10,000	10,000
		\$ 36,900	\$ 60,900	\$ 98,320	\$ 98,320

Human Rights, Office of

Tompkins County Contracts by Department

<u>Department/Contractor Name</u>	<u>Services Provided</u>	<u>2017</u>	<u>2018</u>	<u>2019</u>	<u>2020</u>
CNY Fair Housing	"Affirmatively Furthering Fair Housing" Program			8,000	8,000
Community Dispute Resolution Center (CDRC)	Conflict Coaching for OHR Clients			5,000	0
IKON Office Solution	Rental of Canon Copier	200	200	200	850
		\$ 200	\$ 200	\$ 13,200	\$ 8,850

Information Technology Services

AllMode	Software & System Maintenance Shoretel	23,000	23,000	23,000	21,000
ARIN	ISP Redundancy Registration (BGP)	100	100	100	100
BMC	Software Maintenance TrackIt	2,700	2,825	2,825	2,807
BSI	Software Maintenance HR/Payroll Tax Codes	5,000	5,500	5,500	5,633
Computing Center	Software & Maintenance Red Hat Linux Insight Server				1,200
Dell	Microsoft Office 365	68,000	73,000	90,000	95,000
Discover eGov	County Website Support & Maintenance	12,000	12,500	12,500	13,200
Dot.GOV Registration	Domain Renewal (TompkinsCountyNY.gov)	125	125	400	400
ESRI	Software Maintenance Enterprise GIS	15,650	15,650	15,650	16,350
FirstLight	Dark Fiber & Primary ISP	27,615	27,615	27,615	33,483
FirstLight	Professional Service Contract		5,000	10,000	10,000
FirstLight	Public WiFi		10,254	10,291	10,365
FirstLight	Software and Maintenance Cisco Firewall			12,700	8,200
FirstLight	Software and Maintenance Fatpipe			5,800	5,125
FirstLight	Software and Maintenance for KnowBe4 Security Awareness and Training		6,000	6,000	6,000
Go Daddy	Security Certificate Renewal	150	150	168	0
Help Systems	Software Maintenance Intermapper	804	850	890	890
Infor	Software Maintenance Infor HR/Payroll	61,500	61,500	64,000	71,346
isolved HCM	Software Maintenance TimeForce	4,500	4,500	4,500	0
Latitude GEO	Software Maintenance Online GIS	3,700	3,700	4,160	5,000
Lynx	Professional Services Contract		15,000	30,000	30,000
Lynx	Software Maintenance NetApp	9,000	2,000	0	18,933
Lynx	Software Maintenance VMWare	16,500	17,500	20,000	18,909
Network Solutions	Domain Renewal (Tompkins-co.org)			165	0
SHI	Bomgar Help Desk Support				4,600
SHI	Software and Maintenance Redhat Linux Spillman Server			1,700	1,200
SHI	Software Maintenance SOPHOS	17,000	16,000	15,000	15,665
SHI	Software Maintenance Varonis	3,320	9,320	7,500	8,300
Spectrum	Secondary ISP		5,400	5,400	7,188
TBD	Annual IT Security Audit		15,000	15,000	5,000
Verizon	Data Line to Human Rights Office Location	1,000	1,000	1,000	1,000
Verizon	ITS MiFi			500	500
Vertiv	UPS Maintenance (Annex C Datacenter)	3,600	3,800	3,800	3,800

Tompkins County Contracts by Department

<u>Department/Contractor Name</u>	<u>Services Provided</u>	<u>2017</u>	<u>2018</u>	<u>2019</u>	<u>2020</u>
		\$ 275,264	\$ 337,289	\$ 396,164	\$ 421,194
Ithaca-Tompkins Co. Transportation Council					
Caliper Corporation	TransCAD technical support	2,000	2,000	2,000	2,000
		\$ 2,000	\$ 2,000	\$ 2,000	\$ 2,000
Legislature & Clerk of the Legislature					
Grannicus	Minute and Media Traq	21,200	19,096	19,096	19,669
		\$ 21,200	\$ 19,096	\$ 19,096	\$ 19,669
Mental Health Department					
10e11	EHR Vendor Annual Fees			55,000	55,000
10e11	EHR Vendor Mainenance			17,276	17,276
Ability Network	Annual Costs as Third Party Billing Conduit		9,276	0	0
ALCOHOL AND DRUG COUNCIL	CLINIC AND EDUCATION SERVICES	376,864	377,503	377,503	394,701
Auguste Duplan	Contractual Child Psychiatric Services	89,024	97,760	97,760	97,760
CATHOLIC CHARITIES OF TOMPKINS COUNTY	PARENT ADVOCACY PROGRAM SUPPORT	5,106	5,117	5,117	5,117
CAYUGA ADDICTION RECOVERY SERVICES (CARS)	Residential and Clinic Services	1,117,134	1,119,369	1,119,369	1,143,986
CHALLENGE WORKFORCE SOLUTIONS	EMPLOYMENT, TRAINING AND PLACEMENT	584,399	585,365	587,457	587,457
Ciaschi, Dieters-Hagen, Little and Mickelson	Annual Consolidated Fiscal Report Audit	4,500	5,000	5,000	5,000
CMC	Part Time Psychiatric Services			208,000	208,000
FAMILY AND CHILDREN'S SERVICES OF ITHACA	CLINIC, RESPITE, EDUCATION AND ADVOCACY	270,012	270,551	270,551	270,551
FRANZISKA RACKER CENTER	Day Treatment, SPOA Children & BOCES funds	658,362	753,924	753,924	890,600
Gadabout	Transportation	3,600	3,500	3,500	3,500
Information Management Associates (IMA)	Billing Software Subscription Annual Costs	0	78,000	0	8,000
Information Management Associates (IMA)	Contractual Billable Services	0	15,000	0	0
ITHACA YOUTH BUREAU	RECREATION SUPPORT SERVICES TO CHILDREN	136,334	136,334	136,334	136,334
LAKEVIEW HEALTH SERVICES	RESIDENTIAL SERVICES	983,131	1,019,035	1,019,035	1,103,758
MENTAL HEALTH ASSOCIATION	ADVOCACY, EDUCATION, SUPPORT SERVICES	390,039	390,789	390,789	390,789
Mental Health Association	Support Groups at Jail and Probation			31,479	31,479
Shredding Services	Shredding Services	1,500	1,500	1,500	1,500
St. Johns Community Services	EMERGENCY SHELTER AND CASE MANAGEMENT SERVICES	65,381	65,513	65,513	65,513
SUICIDE PREVENTION AND CRISIS SERVICES	CRISIS HOTLINE AND COMMUNITY EDUCATION	202,353	202,555	202,555	202,555
TST BOCES	EDUCATION AND PREVENTION	106,444	106,657	108,132	108,132
UNITY HOUSE	RESIDENTIAL SERVICES	192,536	193,266	193,266	344,131
		\$ 5,186,719	\$ 5,436,014	\$ 5,649,060	\$ 6,071,139
Planning and Sustainability, Department of					
C. J. Brown	BEA energy consulting				17,500

Tompkins County Contracts by Department

<u>Department/Contractor Name</u>	<u>Services Provided</u>	<u>2017</u>	<u>2018</u>	<u>2019</u>	<u>2020</u>
Community Science Institute	Preliminary/Planning Studies	25,250	28,000	33,000	0
Consultants-various	Preliminary/Planning Studies	0	52,781	85,739	0
Energy Consultants - various	Services related to Clean Energy Community grant			61,496	0
ESRI	Computer Licenses	3,000	2,250	4,150	0
Federal Emergency Management Agency	Grant Funds	0	0	80,750	0
Forester	Forest management	15,000	15,000	15,000	15,000
IDA	BEA support				-35,000
IDA	Energy Consultant		35,000	35,000	0
Interns - various	Preliminary/Planning Studies	0	1,500	0	0
Municipalities	Municipal Housing Affordability Fund				50,000
NYS OPRHP	Grant Funds - Snowmobile Trail Grant	40,000	40,000	40,000	0
NYS OPRHP	Grant Funds - Snowmobile Trail Grant				-40,000
Planning Consultants - various	Preliminary/Planning Studies	30,000	45,000	0	0
Snowmobile Clubs - various	Snowmobile Trail Maintenance	40,000	40,000	40,000	0
Snowmobile clubs - various	Snowmobile Trail Maintenance				40,000
Taitem Engineering	BEA energy consulting				23,900
Towns and Villages (TBD)	Grants up to \$5K for planning & infrastructure in parks			50,000	0
Various	Flood Mitigation Projects	25,000	25,000	25,000	0
various	Flood Mitigation Projects				25,000
		\$ 178,250	\$ 284,531	\$ 470,135	\$ 96,400

Probation and Community Justice

Alcohol & Drug Council of TC	Client Services			900	0
Alcohol & Drug Council of Tompkins County (ADCTC)	Client Services	2,860	2,918	2,977	2,977
Alcohol Monitoring Systems	Client Services			1,500	11,000
BOCES	Client Services	17,160	17,503	17,853	11,348
BOCES	Client Services	17,160	17,503	17,853	11,348
BOCES	Client Services	25,000	20,000	20,000	0
Cayuga Addiction Recovery Services	Client Services			2,100	0
Cornell Cooperative Extension of TC	Client Services	2,600	2,600	2,600	2,652
Cornell Cooperative Extension of TC	Client Services	2,600	2,600	2,600	2,652
Cornell Cooperative Extension of TC	Client Services			2,500	0
Cornell Cooperative Extension of TC	Client Services				8,752
Cornell Cooperative Extension of TC	Client Services				8,752
Cornell Cooperative Extension of TC	Client Services				16,622
Secure Alert DBA Track Group	Client Services	22,500	24,500	38,500	38,500
The Learning Web	Client Services			3,750	0
Various staff members	Administrative Services	120	200	200	200
		\$ 90,000	\$ 87,824	\$ 113,333	\$ 114,803

Tompkins County Contracts by Department

<u>Department/Contractor Name</u>	<u>Services Provided</u>	<u>2017</u>	<u>2018</u>	<u>2019</u>	<u>2020</u>
Recycling and Materials Management, Department of					
Art Departement	Graphic Design-Activity Book	0	650	0	0
Art Department	Graphic Design-Mascot Updates	650	0	0	0
Assessment	Solid Waste Annual Fee Assistance	29,070	29,600	30,192	30,796
Barton & Logudice	Closure monitoring	12,772	14,911	15,358	16,125
Barton & Logudice	RSWC Miscellaneous	3,500	0	0	0
Barton & Logudice	SPDES Training	0	0	1,500	1,500
Barton & Loguidice	RSWC 360 Compliance Permit	0	0	2,000	2,000
Casella	Curbside Recycling Collection		1,490,116	1,544,296	1,542,697
Casella	Food Scraps Transfer	0	76,000	46,602	42,000
Casella	Fuel Surcharge	0	0	92,600	88,406
Casella	Recycling and Solid Waste Center, SS Processing	836,639	801,231	745,437	764,547
Casella	Recycling Collection	1,004,343	0	0	0
Casella	Transfer, Haul & Disposal	1,128,730	1,186,758	1,273,589	1,476,106
Cayuga Compost	Food Scraps Processing: Cty transferred from RSWC	125,000	117,684	122,259	93,720
Cayuga Compost	Food Scraps Processing: Direct haul to Cayuga Compost	21,204	0	0	39,600
Challenge Industries	County department paper shredding	18,720	19,008	13,585	11,040
City of Ithaca	In lieu of taxes	39,057	39,842	63,000	65,000
Clean Harbors Inc.	HHW collection events	108,090	106,946	101,946	91,348
Cooperative Extension	Home Composting Assistance	49,295	51,760	50,207	44,807
Cornell Waste Management Initiative	Compost Operation Technical Assistance	2,500	1,025	0	0
Crystal Rock Water	Monthly service	2,000	1,500	1,400	0
Data Momentum	HHW upgrade website online registration	500	0	0	0
Data Momentum	Recycle Tompkins website-applications	1,000	0	0	0
Data Momentum	Secure website hosting for online sales	360	360	0	0
Davis Ulmer	Annual HHW Building Inspection (non sprinkler)		398	398	398
Davis Ulmer	Quarterly fire alarm tesing for HHW	1,200	1,300	1,100	1,100
Davis Ulmer	RSWC fire alarm inspection/testing	373	398	398	398
Finance	SWAF & other financial services	26,372	27,000	31,954	32,753
Fingerlakes Reuse Center	Operation of Reuse Center	97,130	127,300	123,481	102,485
Flourish Design	Design of brochures & ads for disposal	800	800	800	500
Flourish Design	Graphic design	500	500	0	1,000
Flourish Design	Graphic design for Drop Spots & Food Scraps	3,000	3,000	2,000	430
Flourish Design	Graphic Design-Recycling Coll Brochure & Map	650	650	650	1,200
Flourish Design	New Website Development	0	15,000	0	0
Flourish Design	Website licensing & maintenance			850	1,750
Friendship Donation Network	Partnership for food waste prevention & donation		3,900	225	0
G & H Extinguishers	Annual Fire Extinguisher Service	125	140	175	175
Gotta Do	Leachate Hauling	43,926	71,625	80,013	80,958
GreenScene	Plowing and landscaping	22,150	23,000	23,500	24,000

Tompkins County Contracts by Department

<u>Department/Contractor Name</u>	<u>Services Provided</u>	<u>2017</u>	<u>2018</u>	<u>2019</u>	<u>2020</u>
Ithaca Wastewater Treatment	Leachate treatment	7,844	12,790	16,554	16,750
ITS	Computer Services (computer repair & assistance)	3,000	3,930	4,051	4,055
ITS	Computer services (phone, email)	3,840	3,000	3,000	3,000
J Wood	Attorney fees	26,010	27,000	27,540	28,091
Johnson Controls	HVAC Service Agreement	3,800	3,800	0	0
Natural Upcycling	Food Scraps Collection - for Mobile Home Parks	0	25,000	0	0
Paradigm Software	Weigh scale software maintenance	2,000	2,000	2,000	6,300
ReCollect	Website waste wizard	0	0	6,200	6,272
ScienceCenter	Sustainability Corner	2,500	2,500	2,500	2,080
SERA	Assistance with Waste Characterization		3,000	5,500	5,700
TC Facilities	HHW building rent	420	420	420	420
TC Facilities	HHW heating system maintenance	140	140	140	140
TC Facilities	Misc office repairs/painting/sidewalk repairs	5,100	5,200	9,000	5,000
TC Facilities	Rent, maintenance, cleaning	34,934	35,633	35,633	36,000
TC Highway	Cap &/or road perimeter repair	2,000	0	0	0
TC Highway	Vehicle maintenance	4,284	4,500	6,000	10,500
Test America	Leachate Sampling	0	270	980	980
Test America	RSWC-SPDES Lab Analysis & Regulatory Fee	0	180	180	305
Test America	Water quality testing	0	18,084	18,383	18,382
To Be Determined	Advertising for various waste reduction programs	1,000	1,000	500	0
To Be Determined	Caswell Cap Repairs			12,000	12,000
To Be Determined	Constant Contact/Evernote & other electronic services	1,200	1,200	1,000	1,000
To Be Determined	Credit Card Authorization Fees	18,000	22,000	25,000	43,000
To Be Determined	Education & outreach for reuseable dishware		1,575	1,575	0
To Be Determined	Facility maintenance (cap road repairs, valve repairs)	2,500	2,500	2,500	29,500
To Be Determined	Food Scrap Drop Spot attendants	27,820	29,188	31,587	53,400
To Be Determined	Food Scraps Drop Spot site maintenance	9,600	5,000	3,600	2,000
To Be Determined	General building maintenance for HHW		2,500	2,500	3,500
To Be Determined	General maintenance RSWC	15,000	18,500	20,000	10,000
To Be Determined	HHW advertising	2,000	2,000	1,250	1,250
To Be Determined	HHW upgrade website online registration		500	60	0
To Be Determined	Ithaca CRT Coordination	3,500	5,408	5,569	5,950
To Be Determined	Leachate Sampling	1,300	0	0	0
To Be Determined	Mowing & brush clearing at Hillview Landfill		4,900	4,900	5,470
To Be Determined	Public Space Recycling & Trash Collection	9,100	9,384	0	0
To Be Determined	Public Space-recycling bin installation	300	500	500	1,500
To Be Determined	Radio/Newspaper/Other ads for Food Scraps & RSWC	12,835	10,135	5,000	3,000
To Be Determined	Radio/Newspaper/Other ads for	500	500	500	500

Tompkins County Contracts by Department

<u>Department/Contractor Name</u>	<u>Services Provided</u>	<u>2017</u>	<u>2018</u>	<u>2019</u>	<u>2020</u>
	Illegal Dumping/Uncovered Loads				
To Be Determined	RSWC-SPDES Lab Analysis & Regulatory Fee	650	0	0	0
To Be Determined	Snow removal & cinders (Hillview leachate area)		2,500	2,500	1,750
To Be Determined	Water Quality Testing	18,983	0	0	0
Tom Hoebbel	Food Scraps & Recycling Collection Video	3,390	1,695	1,895	495
Tom Hoebbel	Photography for 4R Program & food waste prevention	1,000	500	500	945
Volney Multiplex	Depot Alarm monitoring & maintenance	264	264	264	264
Volney Multiplex	RSWC Alarm Monitoring & Maintenance	264	264	264	264
Weights and Measures	HHW scale inspection fees	100	100	100	100
		\$ 3,804,834	\$ 4,481,962	\$ 4,631,160	\$ 4,876,702

Sheriff's Office

Axon	Taser Replacement Schedule		5,280	5,880	5,880
Biometrics4All, Inc.	Livescan Service	1,800	1,800	1,800	1,800
KOFILE/County Fusion	Pistol Permit Module Contract				3,000
LEADS Online	Criminal Investigations Software				3,133
LexisNexis	Investigations/Records Searches Contract	800	800	800	1,800
Linstar	ID Machine Service Contract	2,171	2,171	2,171	2,400
LiveTrac	CID GPS Unit		480	480	505
Meggitt	Firearms Simulator Service	3,500	3,500	3,500	3,500
Offender Watch	Annual contract for mandated Sex Offender Registry		7,000	7,000	7,000
RICOH USA, INC	Copier Lease				2,000
RICOH USA, INC	Copier Lease				2,570
Taser International	Service Contract for use of Body Cameras		19,000	19,000	19,000
Tyler Technologies	Civil Serve Program	6,613	6,613	8,911	7,650
Vigilant Solutions	License Plate Reader Program		3,000	4,000	4,000
Visual Staff Scheduler	Scheduling program	400	400	400	400
		\$ 15,284	\$ 50,044	\$ 53,942	\$ 64,638

Sheriff's Office - Jail

Biometrics4All, Inc.	Livescan Service	1,800	1,800	1,800	1,800
Black Creek	Software maintenance	13,863	16,781	18,631	22,940
Black Creek Integrated Systems	Electronic Medication Admin. Record				4,500
Black Creek Integrated Systems Corporation	ePrescribe Module				4,182
PowerDMS	Accreditation Database				7,157
		\$ 15,663	\$ 18,581	\$ 20,431	\$ 40,579

Social Services Department

Arpi Houviguimian	Clinical Supervision	4,400	0	0	0
Business Protection Specialists	Security Risk Assessment for Human Services Bldg				8,300
Catholic Charities	CPS Mentoring	41,000	41,000	41,000	41,000

Tompkins County Contracts by Department

<u>Department/Contractor Name</u>	<u>Services Provided</u>	<u>2017</u>	<u>2018</u>	<u>2019</u>	<u>2020</u>
Catholic Charities	Fatherhood Initiative		28,000	28,000	28,000
Catholic Charities	Samaritan Center	34,104	34,104	34,104	34,104
CBC Innovis	Credit Bureau	500	500	500	200
Challenge Industries	Non-Custodial Parent Employment	40,000	40,000	60,000	0
Child Development Council	Expanded Family Support Services (COPS)	114,540	114,540	114,540	215,568
Child Development Council	FAR Public-Private Partnership	101,031	101,031	101,031	0
Child Development Council	In-home Daycare Quality Improvement	41,316	41,316	41,316	41,316
Child Development Council	Provider Recruitment, Training, and Development	83,432	83,432	83,432	83,432
Child Development Council	Provider Registration/Inspections/Investigation	113,139	113,139	113,139	113,139
Child Development Council	Teen Pregnancy and Parenting Program (TP3)	61,800	61,800	61,800	61,800
Children's Home of Wyoming Conference	RTA "Anchor County"			3,047,370	3,055,719
CLEAR	Online investigations resources	2,520	2,520	2,520	2,520
Coop Ext	Facilitated Parenting Time	26,000	26,000	28,000	28,000
Coop Ext	Safe Care Home Visitation	35,040	0	0	0
Coop Ext	Strengthening Families	16,500	33,000	33,000	33,000
Cooperative Extension	Parenting Education (COPS)	26,831	26,831	26,831	33,589
Cooperative Extension	Prevention and Family Recovery	24,500	24,500	24,500	24,500
Dr. Klepack	Local Professional Director	1,597	1,662	2,288	2,288
Family and Children's Services	Dispositional Alternatives Program (DAP)	250,782	250,782	250,782	250,782
Foodnet	Home-Delivered Meals	39,000	39,000	43,000	43,000
Glove House	STSJP-funded Detention Respite Bed	60,225	0	0	0
Human Services Coalition	STEHP	10,716	10,716	10,716	10,716
LabCorp	Paternity Testing	12,000	12,000	12,000	12,000
Learning Web	Life Skills (Independent Living)	64,834	64,834	64,834	64,834
Learning Web	Preventing Cycle of Abuse & Violence Young Families				74,500
Learning Web	STEHP	76,903	76,903	76,903	91,000
Lexis/Nexis	AccurInt online credit ck/skip tracing	4,680	4,680	4,680	4,680
Lexis/Nexis	Legal Research	1,600	1,600	1,600	1,600
Liberty Resources	Mental Health	43,507	43,507	44,377	45,265
Liberty Resources	Multi-Systemic Therapy	186,724	186,724	190,458	194,267
Liberty Resources	Preventive Services		20,000	20,000	20,000
Liberty Resources	SAMSHA-funded Mental Health Clinic services		45,900	45,900	46,818
Racker Center	Family Resolutions Project	51,500	20,600	20,600	20,600
Ricoh	Multi-function device, per-image charges	10,320	10,320	10,320	5,134
St. John's Community Services	"Code Blue"/Cold Weather Policy			500,000	1,200,000
St. John's Community Services	Outreach, Prevention, Friendship Center	51,078	51,078	51,078	127,498
t.b.d.	Child Parent Psychotherapy Training and Technical Assistance		42,160	42,160	42,160
t.b.d.	HMIS Hosting and Reporting Services	10,320	10,320	10,320	18,000

Tompkins County Contracts by Department

<u>Department/Contractor Name</u>	<u>Services Provided</u>	<u>2017</u>	<u>2018</u>	<u>2019</u>	<u>2020</u>
t.b.d.	Peer Recovery Coach Training		12,000	12,000	12,000
tbd	Fingerprinting of home visiting staff	5,775	5,775	5,775	0
tbd	Lease 3 EIDR-compatible large format scanners	4,641	4,641	4,641	0
TC COFA	HEAP Administration	22,363	22,363	22,363	33,644
TC COFA	HEAP Early Mail Out	11,281	11,281	11,281	0
TC Probation	0.5 FTE SWAP Crew Supervisor (Work Experience Placements)	39,809	39,817	39,817	42,618
TC Probation	Non-COPS, non-STSJ P portion of Pre-PINS program	0	20,158	20,158	17,254
TC Probation	STSJ P-funded Detention Prevention Services	20,000	71,826	71,826	99,000
TC Probation	Youth Preventive Services (COPS)	254,739	254,739	254,739	160,000
TC Public Health	Early Intervention	135,000	135,000	135,000	135,000
TC Public Health	Local Early Intervention Agency (LEIA) Pass-through		132,000	132,000	132,000
TC Public Health	Safe Care Home Visitation	47,734	46,081	46,081	30,330
TC Sheriff	JD Transports	44,000	44,000	44,000	44,000
TC Youth Services	Safe Harbor grant pass-through		50,000	60,000	60,000
TC3	Continuing Education	75,000	75,000	73,282	73,282
The Advocacy Center	After-hour shelter staffing	17,472	17,472	17,472	17,472
The Advocacy Center	Child Sexual Abuse Project (COPS)	53,925	53,925	53,925	53,925
The Advocacy Center	Knowledge is Power	25,000	25,000	25,000	25,000
The Advocacy Center	Non-residential Domestic Violence Services	64,406	64,406	64,406	64,406
The Advocacy Center	Preventing Cycle of Abuse & Violence Young Families				74,500
Tompkins Community Action	Primary School Family Support (COPS)	85,751	85,751	85,751	85,751
Tompkins Community Action	STEHP	165,522	207,522	207,522	231,000
University of Rochester	Child-Parent Psychotherapy Training and Technical Assistance			12,150	12,150
various foster parents	MAPP/GPS Co-leaders	2,000	2,000	2,000	2,000
various professionals	Psychological Evaluations	50,000	50,000	50,000	50,000
various providers	Homemaker Services	5,000	5,000	5,000	5,000
various providers	Transport services - non-medical	22,000	22,000	22,000	22,000
Verizon	Cellphones	24,095	24,095	18,000	18,000
William George Agency	RTA "Anchor County"			5,815,355	5,831,288
William George Agency	Therapeutic Day Program	366,033	366,033	366,033	366,033
Youth Advocacy Program	STSJ P-funded Detention Prevention Services	112,000	211,269	211,269	211,269
Youth Advocacy Program	YAP Preventive Services	280,536	280,536	280,536	280,536

\$ 3,068,530 \$ 3,640,429 \$ \$

STOP DWI

Alcohol and Drug Council	Rehabilitation Services	15,000	15,000	15,000	15,000
Local police agencies - various	Public Protection	51,000	51,000	0	0
		\$ 66,000	\$ 66,000	\$ 15,000	\$ 15,000

Tourism Promotion

CAP	ACOD Grant Program Admin				13,000
CAP	General Operating Support				43,295

Tompkins County Contracts by Department

<u>Department/Contractor Name</u>	<u>Services Provided</u>	<u>2017</u>	<u>2018</u>	<u>2019</u>	<u>2020</u>
CAP	Market the Arts program				10,650
CCE Tompkins	Beautification Program				103,210
DIA	Downtown Ambassadors				36,790
DIA	Festivals Program				28,710
TC Chamber of Commerce	Beautification Program Admin				10,000
TC Chamber of Commerce / CVB	Official TPA for Tompkins County. 2019-2023 Agreement				1,433,000
TCAD	Capital Grant Program Admin				16,000
Various	Strategic Tourism Implementation Grants - to be determined in 2020				49,830
Various	Tourism marketing grant recipients - to be determined in 2020				20,000
Various	Tourism product development grant recipients - to be determined in 2020				713,749
					\$ 2,478,234

Transportation Planning

Cornell Cooperative Extension of TC	Way2Go County: Transportatiion Education	228,425	239,400	231,459	180,000
Cornell Cooperative Extension of TC	Way2Go Regional - Transportation Education	144,120	144,120	124,631	78,622
GADABOUT	Operating Assistance	92,150	92,404	97,000	97,656
SCMP	Special Community Mobility Projects	101,250	101,250	101,250	101,250
SCMP Rollover	Special Community Mobility Projects	12,250	12,250	12,250	12,250
t/b/a	FingerLakes Rideshare	16,000	16,000	25,449	25,875
t/b/a	Regional Travel Training	49,140	49,140	25,000	25,000
		\$ 643,335	\$ 654,564	\$ 617,039	\$ 520,653

Weights & Measures Department

Nover Engelstein & Assoc.	Computer Services	180	200	200	200
		\$ 180	\$ 200	\$ 200	\$ 200

Workforce Development Board

Finger Lakes Workforce Investment Board	Fiscal and Program Monitoring	2,640	2,640	2,640	3,500
Unknown	Summer Youth Employment Program	198,248	210,668	202,769	192,124
		\$ 200,888	\$ 213,308	\$ 205,409	\$ 195,624

Youth Services Department

Child Development Council	Teen Pregnancy and Parenting Program	39,482	40,066	40,662	41,269
City of Ithaca	Matching funds for Municipal Youth Services	23,400	23,868	24,345	24,832
City of Ithaca Youth Bureau	City Sales Tax Agreement	212,081	228,680	224,733	237,384
City of Ithaca Youth Bureau	One-to-One Program	51,454	52,215	52,991	53,783
City of Ithaca Youth Bureau	Outing Program	20,147	10,297	10,450	10,606
City of Ithaca Youth Bureau	Recreation Support Services	85,158	86,417	87,702	89,012
City of Ithaca Youth Bureau	Youth Employment Services	49,439	50,170	50,916	51,677
Cooperative Extension	Program Managers in Danby, Enfield, Caroline	46,663	47,596	53,549	54,620
Cooperative Extension	Staff supervision and training	57,451	58,600	104,772	114,667

Tompkins County Contracts by Department

<u>Department/Contractor Name</u>	<u>Services Provided</u>	<u>2017</u>	<u>2018</u>	<u>2019</u>	<u>2020</u>
Cooperative Extension	Urban Outreach Program	20,293	20,593	20,899	21,211
Cooperative Extension	Youth Employment Coordination	20,400	20,808	21,224	21,648
Family & Children's Services	Open Doors Program	76,825	77,961	79,120	80,302
Learning Web	Youth Exploration Program	81,009	82,207	83,429	84,675
Learning Web	Youth Outreach Program for Homeless Youth	92,296	93,661	95,052	96,472
Town of Dryden	Matching funds for Municipal Youth Services	31,964	32,603	33,255	33,920
Town of Ithaca	Matching funds for Municipal Youth Services	27,455	28,004	28,564	29,135
Town of Lansing	Matching funds for Municipal Youth Services	17,535	17,886	18,244	18,609
Town of Newfield	Matching funds for Municipal Youth Services	10,760	10,975	11,195	11,419
Town of Ulysses	Matching funds for Municipal Youth Services	23,331	23,798	24,274	24,759
Town/Village Groton	Matching funds for Municipal Youth Services	22,670	23,123	23,585	24,058

\$ 1,009,813 \$ 1,029,528 \$ 1,088,961 \$ 1,124,058

Youth Services Recreation Partnership

City of Ithaca	Recreation Partnership	276,488	282,020	287,660	293,412
		\$ 276,488	\$ 282,020	\$ 287,660	\$ 293,412

This page intentionally left blank.

Tompkins County List of Memberships

Airport	<u>2017</u>	<u>2018</u>	<u>2019</u>	<u>2020</u>
AAAE (Northeast Chapter)	50	50	50	50
American Association of Airport Executives AAAE	550	550	550	275
Chemung County Chamber of Commerce				450
Cortland County Chamber of Commerce	0	300	300	303
New York Airport Management Association	750	750	750	750
Sustainable Tompkins	50	50	50	50
Tompkins County Area Development	1,500	1,500	1,500	4,000
Tompkins County Chamber of Commerce	480	500	500	500
Tompkins County Chiefs Association/FECATC	10	10	10	100
US Contract Tower Association AAAE	2,300	2,300	2,300	2,700
Watkins Glen Chamber of Commerce				250
	\$ 5,690	\$ 6,010	\$ 6,010	\$ 9,428
Assessment Department	<u>2017</u>	<u>2018</u>	<u>2019</u>	<u>2020</u>
Caspio			468	468
Central Region County Directors	25	25	25	25
IAAO	175	175	175	175
IAO	210	140	150	150
Ithaca Board of Realtors	450	450	450	0
Ithaca Journal	120	120	120	120
New York State Assessors Association	595	680	850	850
NYS Appraisal Licenses	600	600	660	660
NYSRPTDA	75	75	75	75
SHRM				130
	\$ 2,250	\$ 2,265	\$ 2,973	\$ 2,653
Assigned Counsel	<u>2017</u>	<u>2018</u>	<u>2019</u>	<u>2020</u>
NYS Chief Defender's Association	0	0	80	80
	\$ 0	\$ 0	\$ 80	\$ 80
Board of Elections	<u>2017</u>	<u>2018</u>	<u>2019</u>	<u>2020</u>
NYS Election Commissioners Association	140	140	140	140
	\$ 140	\$ 140	\$ 140	\$ 140
County Administration	<u>2017</u>	<u>2018</u>	<u>2019</u>	<u>2020</u>
Engaging Local Gov't Leaders Network				300
Government Alliance for Racial Equity (GARE)				1,000
ICMA				1,131
ICMA				815
Nat'l Assoc of County Administrators (NACA)				175
NYS City/County Management Association (NYS CMA)				400
NYS County Administrator's Association (of NYSAC)	400	400	400	400
Society of Corporate Compliance and Ethics				325
Southern Tier East Regional Planning Development Board			10,000	0
Tompkins County Chamber of Commerce				1,800
	\$ 400	\$ 400	\$ 10,400	\$ 6,346
County Attorney	<u>2017</u>	<u>2018</u>	<u>2019</u>	<u>2020</u>
NYS Association of County Attorneys	500	500	500	500

Tompkins County List of Memberships

	\$ 500	\$ 500	\$ 500	\$ 500
	<u>2017</u>	<u>2018</u>	<u>2019</u>	<u>2020</u>
County Clerk				
NYALGRO	30	30	30	30
NYSACC	300	300	300	300
	\$ 330	\$ 330	\$ 330	\$ 330
County Office for the Aging	<u>2017</u>	<u>2018</u>	<u>2019</u>	<u>2020</u>
National Association of Area Agencies on Aging	0	1,135	2,095	2,380
New York State Area Agencies on Aging	1,236	1,285	1,337	1,364
Statewide Senior Action			75	75
	\$ 1,236	\$ 2,420	\$ 3,507	\$ 3,819
District Attorney	<u>2017</u>	<u>2018</u>	<u>2019</u>	<u>2020</u>
New York State Prosecutors Training Institute				1,875
NYS District Attorneys Association	1,875	1,875	1,875	1,875
	\$ 1,875	\$ 1,875	\$ 1,875	\$ 3,750
Emergency Response Department	<u>2017</u>	<u>2018</u>	<u>2019</u>	<u>2020</u>
Assoc of Public Safety Comm Officers	0	850	850	860
NENA	0	150	150	150
NYSEMA				150
	\$ 0	\$ 1,000	\$ 1,000	\$ 1,160
Facilities Department	<u>2017</u>	<u>2018</u>	<u>2019</u>	<u>2020</u>
American Public Works Association (APWA)	189	194	199	205
International Codes Council (ICC)	50	50	50	55
International Codes Council (ICC)	50	50	240	240
International Executive Housekeeping Association	160	160	200	100
International Facilities Management Assoc. (IFMA)	283	283	301	321
International Facilities Management Assoc. (IFMA)	283	283	0	0
National Fire Protection Association (NFPA)	165	165	175	175
Project Management Institute (PMI)	0	0	130	129
	\$ 1,180	\$ 1,185	\$ 1,295	\$ 1,225
Finance Department	<u>2017</u>	<u>2018</u>	<u>2019</u>	<u>2020</u>
ASSOC. OF GOVT ACCOUNTANTS	140	140	140	140
GFOA	180	180	840	840
NIGP				190
NYS COUNTY TREASURERS & FINANCE OFFICERS	65	65	100	100
NYS County Treasurers & finance officers				100
NYS GOVERNMENT FINANCE OFFICERS	160	160	170	170
NYS Government Finance Officers				170
SAMPO - PURCHASING	50	50	100	150
SAMPO - Purchasing				150
	\$ 595	\$ 595	\$ 1,350	\$ 2,010
Health Department	<u>2017</u>	<u>2018</u>	<u>2019</u>	<u>2020</u>
American Public Health Association	200	200	750	750
American Water Works Association	0	0	205	205
Conference of Env Hlth Directors	15	30	30	30

Tompkins County List of Memberships

National Environmental Health Association	0	0	110	220
National WIC Association & NYS WIC Assoc.	0	150	300	300
NYS Assoc. for Food Protection	40	40	40	40
NYS Assoc. of County Health Officials	0	0	2,341	3,298
NYS Public Health Association			250	250
Rural Health Network (S2AY Network)	0	0	4,000	4,000

	\$ 255	\$ 420	\$ 8,026	\$ 9,093
--	--------	--------	----------	----------

Highway Department

	<u>2017</u>	<u>2018</u>	<u>2019</u>	<u>2020</u>
NYS Assoc. of Town Sup't. of Highway	150	150	150	150
NYS County Highway Sup'ts. Assoc.	300	300	300	300
TC Town Highway Sup'ts. Association	75	75	100	100
TC Town Highway Sup'ts. Association	75	75	100	100

	\$ 600	\$ 600	\$ 650	\$ 650
--	--------	--------	--------	--------

Human Resources, Department of

	<u>2017</u>	<u>2018</u>	<u>2019</u>	<u>2020</u>
Diversity Consortium	0	0	100	100
NYS Assoc. of Personnel and Civil Service Officers	150	150	150	100
NYS Public Employer Labor Relations Association				215
NYS Association of Self Insured Counties				55
SHRM - National Organization	75	75	200	209
Tompkins County SHRM	125	125	150	640

	\$ 350	\$ 350	\$ 600	\$ 1,319
--	--------	--------	--------	----------

Human Rights, Office of

	<u>2017</u>	<u>2018</u>	<u>2019</u>	<u>2020</u>
Diversity Consortium of Tompkins County	0	0	0	0

	\$ 0	\$ 0	\$ 0	\$ 0
--	------	------	------	------

Information Technology Services

	<u>2017</u>	<u>2018</u>	<u>2019</u>	<u>2020</u>
NYSLGITDA	50	50	50	50
SUGA	195	195	195	195

	\$ 245	\$ 245	\$ 245	\$ 245
--	--------	--------	--------	--------

Ithaca-Tompkins Co. Transportation Council

	<u>2017</u>	<u>2018</u>	<u>2019</u>	<u>2020</u>
American Planning Association (APA)	500	500	500	500
Association of MPOs (NARC)	400	400	400	400
Institute of Transportation Engineers (ITE)	300	300	300	300
NY Parks & Trails	75	75	75	75
NYS Traffic Safety Board	150	150	150	150
Sustainable Tompkins	75	75	75	75

	\$ 1,500	\$ 1,500	\$ 1,500	\$ 1,500
--	----------	----------	----------	----------

Legislature & Clerk of the Legislature

	<u>2017</u>	<u>2018</u>	<u>2019</u>	<u>2020</u>
Cayuga Lake Watershed Intermunicipal	900	900	900	0
National Association of Counties (NACO)				2,000
New York State Association of Counties	10,522	10,838	11,498	11,744
NYS Assoc. of Clerks of County Legislative Boards	100	100	100	100

	\$ 11,522	\$ 11,838	\$ 12,498	\$ 13,844
--	-----------	-----------	-----------	-----------

Mental Health Department

	<u>2017</u>	<u>2018</u>	<u>2019</u>	<u>2020</u>
Integrity Partners			5,000	17,000

Tompkins County List of Memberships

New York Association of Rehabilitation Services (NYAPRS)			4,100	2,075
NYS Conference of Local MH Hygiene Directors	3,010	3,100	3,286	3,487
	<u>\$ 3,010</u>	<u>\$ 3,100</u>	<u>\$ 12,386</u>	<u>\$ 22,562</u>
Planning and Sustainability, Department of	<u>2017</u>	<u>2018</u>	<u>2019</u>	<u>2020</u>
American Institute of Certified Planners				135
American Institute of Certified Planners				145
American Planning Association-Tourism Section	85	0	0	0
American Planning Association; AICP	550	560	585	657
Cayuga Lake Watershed Intermunicipal				900
County Planning Directors	75	75	75	75
ICLEI	1,750	1,750	1,750	1,750
New York Planning Federation	425	425	0	0
NYS Association of EMCs	75	75	75	75
Planners Advisory Service	0	0	0	0
Southern Tier 8 Regional Board				10,000
Stormwater Coalition of Tompkins County	1,500	1,500	1,500	1,500
	<u>\$ 4,460</u>	<u>\$ 4,385</u>	<u>\$ 3,985</u>	<u>\$ 15,237</u>
Probation and Community Justice	<u>2017</u>	<u>2018</u>	<u>2019</u>	<u>2020</u>
American Probation & Parole Association	0	0	50	50
Council of Probation Administrators	500	500	500	700
Council of Probation Administrators				700
	<u>\$ 500</u>	<u>\$ 500</u>	<u>\$ 550</u>	<u>\$ 1,450</u>
Recycling and Materials Management, Department of	<u>2017</u>	<u>2018</u>	<u>2019</u>	<u>2020</u>
Chamber of Commerce	0	125	125	100
Chamber of Commerce	400	500	520	545
Local Ithaca First	175	175	0	0
National Recycling Coalition	280	280	0	500
North American Hazardous Materials Mgmt Assoc	90	90	90	180
NYS Product Stewardship Council				250
NYSAR3	210	210	280	210
Responsible Purchasing Network	315	350	350	0
Rotary Club	310	260	260	0
Scalehouse Licenses	90	90	90	105
Sustainable Tompkins	50	50	0	0
SWANA/NYSSWM	275	75	75	0
TBD	0	0	30	0
US Composting Council	250	295	295	295
	<u>\$ 2,445</u>	<u>\$ 2,500</u>	<u>\$ 2,115</u>	<u>\$ 2,185</u>
Sheriff's Office	<u>2017</u>	<u>2018</u>	<u>2019</u>	<u>2020</u>
Icap	0	0	0	0
New york state sheriff's association	250	250	250	450
SNYPJOA	0	0	0	0
	<u>\$ 250</u>	<u>\$ 250</u>	<u>\$ 250</u>	<u>\$ 450</u>
Social Services Department	<u>2017</u>	<u>2018</u>	<u>2019</u>	<u>2020</u>
New York Public Welfare Association (NYPWA)	4,584	4,584	5,010	5,315

Tompkins County List of Memberships

NYS Association of Fiscal Administrators	15	15	15	15
Staff Development Association of New York	15	15	15	15
Western Region Commissioner's Association	25	25	25	25
	\$ 4,639	\$ 4,639	\$ 5,065	\$ 5,370
STOP DWI	<u>2017</u>	<u>2018</u>	<u>2019</u>	<u>2020</u>
STOP-DWI Coordinators Association	650	650	650	500
	\$ 650	\$ 650	\$ 650	\$ 500
Transportation Planning	<u>2017</u>	<u>2018</u>	<u>2019</u>	<u>2020</u>
New York Public Transit Assoc	0	0	350	350
	\$ 0	\$ 0	\$ 350	\$ 350
Weights & Measures Department	<u>2017</u>	<u>2018</u>	<u>2019</u>	<u>2020</u>
N.Y.S. Weights & Measures Assoc.	25	25	50	75
National conference of Weights & Measures	75	75	150	175
	\$ 100	\$ 100	\$ 200	\$ 250
Workforce Development Board	<u>2017</u>	<u>2018</u>	<u>2019</u>	<u>2020</u>
National Association of Workforce Boards	850	850	900	1,000
New York State Association of Trng & Empl. Prof.	3,000	3,000	3,000	4,000
Tompkins County Chamber of Commerce	375	375	375	375
	\$ 4,225	\$ 4,225	\$ 4,275	\$ 5,375
Workforce NY Career Center	<u>2017</u>	<u>2018</u>	<u>2019</u>	<u>2020</u>
Diversity Consortium of Tompkins County	100	100	100	80
Society for Human Resource Managers	120	120	240	130
	\$ 220	\$ 220	\$ 340	\$ 210
Youth Services Department	<u>2017</u>	<u>2018</u>	<u>2019</u>	<u>2020</u>
Association of NYS Youth Bureaus	320	320	200	200
Chamber of Commerce	458	500	350	0
Coaliton for Homeless Youth	0	0	350	300
Community Anti-Drug Coalitons of America	0	0	0	0
Empire State Coalition	0	500	0	0
Executive Exchange Association of TC	100	100	100	100
Ithaca Rotary Club (Drug Free Communities Grant)	0	0	0	0
NY Alcohol Policy Alliance	0	0	0	0
	\$ 878	\$ 1,420	\$ 1,000	\$ 600

This page intentionally left blank.

NYS/Functional Units by Department/Agency (with Mandate Class)

NYS/Functional Unit and Account titles are presented here as they appear in Tompkins County's Financial System, where, due to character limits in title fields, they are often heavily abbreviated and/or truncated.

Airport

5610 AIRPORT (Discretionary)

Animal Control - SPCA

3520 ANIMAL CONTROL (Discretionary)

Assessment Department

1355 ASSESSMENT (Locally Mandated Responsibilities)

Assigned Counsel

1170 PLNG. & COORD.(LEG.DEF.) (Discretionary)

1171 DEFENSE OF INDIG. ATTYS. (Mandate)

1172 SCHUYLER CTY PLNG & COORD (Discretionary)

Board of Elections

1450 BOARD OF ELECTIONS (Locally Mandated Responsibilities)

1451 ELECTIONS EXPENSE (Locally Mandated Responsibilities)

1452 ELECTIONS GRANT (Locally Mandated Responsibilities)

Capital Program

9576 CONTRIB. TO CONSTRUCTION (Discretionary)

9961 CONTRIB. TO DEBT SERVICE (Other Fixed Costs)

Contingent Fund

1990 CONTINGENT FUND (Other Fixed Costs)

Cornell Cooperative Extension

2981 COOPERATIVE EXTENSION (Discretionary)

County Administration

1230 COUNTY ADMINISTRATION (Discretionary)

1232 CJATI ADVISORY BOARD (Discretionary)

1236 WDIC (Discretionary)

1988 PUBLIC INFORMATION (Discretionary)

1989 RISK MANAGEMENT (Discretionary)

County Administration - STOP DWI

4250 STOP DWI (Discretionary)

County Attorney

1420 COUNTY ATTORNEY (Discretionary)

County Clerk

1346 CENTRAL SERVICES (Locally Mandated Responsibilities)

1410 COUNTY CLERK (Locally Mandated Responsibilities)

1411 MOTOR VEHICLES (Locally Mandated Responsibilities)

1460 RECORDS MANAGEMENT (Locally Mandated Responsibilities)

County Historian

7520 COUNTY HISTORIAN (Discretionary)

County Office for the Aging

6771 LTC OMBUDSMAN (Discretionary)

6772 TITLE III-B (Discretionary)

6774 SNAP (Discretionary)

6775 TITLE V (Discretionary)

6776 NUTRITION FOR THE ELDERLY (Discretionary)

6777 CSEP (Discretionary)

6778 HEAP (Discretionary)

6780 EISEP (Discretionary)

6781 TITLE III-E (Discretionary)

6782 CARE GIVERS TRAINING (Discretionary)

6784 CASH IN LIEU (Discretionary)
 6786 ASSISTIVE TECHNOLOGY (Discretionary)
 6787 PERS (Discretionary)
 6789 BIP - CARE GIVERS SUPPORT (Discretionary)
 6791 NEW YORK CONNECT (Discretionary)

6793 HEALTH INSURANCE COUNS. (Discretionary)
 6795 TITLE III D/HEALTH PROMO. (Discretionary)
 6796 WRAP (Discretionary)
 6797 BALANCING INCENTIVE PROGR (Discretionary)

Debt Service Fund

1380 FISCAL AGENT FEES (Discretionary)
 9710 SERIAL BONDS (Discretionary)
 9730 BAN (Discretionary)
 9789 OTHER DEBT- LEASES (Discretionary)

District Attorney

1165 DISTRICT ATTORNEY (Locally Mandated Responsibilities)

Emergency Response Department

3410 FIRE & DISASTER COORD. (Discretionary)
 3411 EMERGENCY COMMUNICATIONS (Other Fixed Costs)

Facilities Department

1620 BLDG. & GRND. MAINTENANCE (Discretionary)
 1621 UTILITIES, TAXES, INSUR. (Other Fixed Costs)

Finance Department

1310 BUDGET & FINANCE (Discretionary)
 1315 COMPTROLLER (Discretionary)
 1345 PURCHASING (Discretionary)
 1362 TAX ADVERTISING EXPENSE (Discretionary)
 1364 EXP. OF TAX ACQ. PROPERTY (Discretionary)
 1950 TAXES ON CO. OWN. PROP. (Discretionary)

Health Department

2960 PRESCHOOL SPECIAL EDUCATI (Mandate)
 4010 PH ADMINISTRATION (Locally Mandated Responsibilities)
 4012 WOMEN, INFANTS & CHILDREN (Locally Mandated Responsibilities)
 4013 OCCUPATIONAL HLTH.& SFTY. (Locally Mandated Responsibilities)
 4014 MEDICAL EXAMINER (Locally Mandated Responsibilities)
 4015 VITAL RECORDS (Locally Mandated Responsibilities)
 4016 COMMUNITY HEALTH (Locally Mandated Responsibilities)
 4017 MEDICAL EXAMINER PROGRAM (Mandate)
 4018 HEALTHY NEIGHBORHOOD PROG (Discretionary)
 4047 PLNG. & COORD. OF C.S.N. (Discretionary)
 4048 PHYS.HANDIC.CHIL.TREATMNT (Locally Mandated Responsibilities)
 4054 EARLY INTERV (BIRTH-3) (Mandate)
 4090 ENVIRONMENTAL HEALTH (Locally Mandated Responsibilities)
 4095 PUBLIC HEALTH STATE AID (Locally Mandated Responsibilities)

Highway Department

3310 TRAFFIC CONTROL (Discretionary)
 5010 COUNTY ROAD ADMIN. (Discretionary)
 5110 MAINT. ROADS & BRIDGES (Discretionary)
 5111 BRIDGES (Discretionary)
 5142 SNOW REMOVAL COUNTY (Discretionary)

Highway Machinery

5130 HIGHWAY MACHINERY (Discretionary)

History Center in Tompkins County

7510 THE HISTORY CENTER (Other Fixed Costs)

Human Resources, Department of

1430 PERSONNEL (Locally Mandated Responsibilities)

1987 INSERVICE TRAINING (Locally Mandated Responsibilities)

Human Rights, Office of

8040 HUMAN RIGHTS (Discretionary)

Human Services Coalition - Community Agencies

6305 BASIC SUBSISTENCE (Discretionary)

Information Technology Services

1680 INFORMAT. TECH. SERVICES (Discretionary)

1683 GIS (Discretionary)

1685 ITS CRIM JUST SUPPORT (Discretionary)

Interfund Distribution

9101 ALLOWANCE FOR NEGOTIATION (Other Fixed Costs)

9502 CONTRIBUTION TO COMM DEV (Other Fixed Costs)

9509 CONTRIBUTION TO DM FUND (Discretionary)

9522 CONTRIBUTION TO D FUND (Discretionary)

Ithaca-Tompkins Co. Transportation Council

5650 RIDE SHARE (Discretionary)

5651 17/18 FTA (Discretionary)

5652 18/19 FHWA (Discretionary)

5654 19/20 FHWA (Discretionary)

5655 19/20 FTA (Discretionary)

5656 20/21 FHWA (Discretionary)

5680 17/18 FHWA (Discretionary)

Legislature & Clerk of the Legislature

1010 LEGISLATURE (Discretionary)

1040 CLERK, LEGISLATURE (Discretionary)

1920 MUNICIPAL DUES (Discretionary)

Mental Health Department

4310 M.H. ADMINISTRATION (Discretionary)

4311 MENTAL HEALTH CLINIC (Discretionary)

4312 PERSONAL RCVRY ORNTD SVCS (Discretionary)

4314 CLIENT FISCAL MGMT. (Discretionary)

4316 INTENSIVE CASE MGMT. (Discretionary)

4318 I.C.M. CHILDREN'S NEEDS (Discretionary)

4321 UNITY HOUSE (Discretionary)

4323 BOCES (Discretionary)

4324 MENTAL HEALTH ASSOC. (Discretionary)

4325 ALCOHOLISM COUNCIL (Discretionary)

4326 ITHACA YOUTH BUREAU (Discretionary)

Human Services Coalition of Tompkins County

4080 HEALTH PLANNING COUNCIL (Discretionary)

6308 HSC PLANNING & COORD. (Discretionary)

6311 HSC INFO. & REFERRAL (Discretionary)

Insurance Reserve

9904 SELF INSURANCE RESERVE (Discretionary)

8664 FTA 14/15 (Discretionary)

8673 FHWA 13/14 (Discretionary)

8678 2015/2016 FHWA (Discretionary)

8679 NYSERDA (Discretionary)

8681 APRIL 2015 FTA (Discretionary)

8697 2016/2017 FTA (Discretionary)

8699 2016/2017 FHWA (Discretionary)

Memorial Celebrations

7550 CELEBRATIONS (Discretionary)

4327 SUICIDE PREVENTION (Discretionary)

4328 EMERGENCY COMM. SHELTER (Discretionary)

4329 CHALLENGE INDUSTRIES (Discretionary)

4330 HEALTH HOME (Discretionary)

4331 ALPHA HOUSE (Discretionary)

4332 ADULT SUPPORTIVE HOUSING (Discretionary)

4333 FAMILY & CHILDREN'S SVC. (Discretionary)

4336 CATHOLIC CHARITY (Discretionary)

4390 PSYCHIATRIC EXPENSE (Mandate)

6301 FRANZISKA RACKER CENTER (Discretionary)

Opportunities, Alternatives, and Resources (OAR)

6315 OAR CORE SVCS. (Discretionary)

Outside Colleges

2490 COMM.COLL.O'SIDE COUNTY (Mandate)

Tompkins Cortland Community College

2495 TOMP. CORT. COMM. COLLEGE (Other Fixed Costs)

Planning and Sustainability, Department of

8020 COMMUNITY PLANNING (Discretionary)

8021 CAP RESERVE - RES PROTECT (Discretionary)

8022 TOURISM PLAN & PROG DEVEL (Discretionary)

8027 GOVERNMENT PLANNING (Discretionary)

8710 COUNTY FORESTRY (Discretionary)

Probation and Community Justice

3140 PLNG. & COORD. (PROBAT.) (Locally Mandated Responsibilities)

3141 ALTERNATIVES TO INCARC. (Locally Mandated Responsibilities)

3142 PROBATION INTAKE/INVESTIG (Locally Mandated Responsibilities)

3160 ATI INITIATIVES (Discretionary)

3989 DRUG COURT SUPP GRNT - 2016 (Locally Mandated Responsibilities)

3990 DRUG COURT SUPP GRNT - 2013 (Locally Mandated Responsibilities)

3994 RE-ENTRY PROGRAM (Discretionary)

Recycling and Materials Management, Department of

8160 SOLID WASTE DISPOSAL (Discretionary)

8163 RECYCLING (Discretionary)

8164 SOLID WASTE RECY. & COLL. (Discretionary)

8165 SOLID WASTE REDUCTION (Discretionary)

8166 OLD LANDFILLS & FACILITIES (Discretionary)

8168 SOLID WASTE ADMIN (Discretionary)

8169 HOUSEHOLD HAZARDOUS WASTE (Discretionary)

Rural Library Services

7410 LIBRARIES (Discretionary)

Sales Tax Distribution

1985 DISTRIBUTION OF SALES TAX (Discretionary)

6901 COUNTY/CITY PROGRAM (Discretionary)

Sheriff's Office

3110 CIVIL (Locally Mandated Responsibilities)

3113 LAW ENFORCEMENT (Discretionary)

Sheriff's Office - Jail

3150 CORRECTIONS (Other Fixed Costs)

3151 MEDICAL AND BOARDING (Mandate)

Social Services Department

6010 PLNG. & COORD. (DSS) (Locally Mandated Responsibilities)

6055 DAYCARE (Mandate)

6070 PURCHASE OF SERVICES (Mandate)

6100 MEDICAID (Mandate)

6101 MEDICAL ASSISTANCE (Mandate)

6106 SPEC. NEEDS ADULT FAM. (Mandate)

6109 FAMILY ASSISTANCE (Mandate)

6119 CHILD CARE (Mandate)

6123 DELINQUENT CARE (Mandate)

6129 STATE TRAINING SCHOOLS (Mandate)

6140 SAFETY NET (Mandate)

6141 FUEL CRISIS ASSIST. STATE (Mandate)

6142 EMERG. AID TO ADULTS (Mandate)

Soil & Water Conservation District

8730 SOIL & WATER CONSERVATION (Discretionary)

Tompkins Community Action

6307 TOMPKINS COMMUNITY ACTION (Discretionary)

Tompkins Consolidated Area Transit

5630 TRANSPORTATION SERVICES (Other Fixed Costs)

Tompkins County Area Development

6420 TC AREA DEVELOPMENT (Discretionary)

Tompkins County Public Library

7411 PUBLIC LIBRARY (Discretionary)

Tourism Promotion

6475 ROOM TAX (Discretionary)

Transportation Planning

5631 TRANSPORTATION PLANNER (Discretionary)

Unallocated Revenues

9999 UNALLOCATED REVENUE (Unallocated Revenue)

Weights & Measures Department

3630 WEIGHTS & MEASURES (Locally Mandated Responsibilities)

Workforce Development Board

6290 WORKFORCE DEV BOARD (Discretionary)

Tompkins Workforce NY Career Center

6292 EMPLOYMENT & TRAINING (Discretionary)

Veterans Service Agency

6510 VETERANS SERVICE AGENCY (Locally Mandated Responsibilities)

Youth Services Department

7020 YOUTH BUREAU (Discretionary)

7022 YOUTH PROGRAMS (Discretionary)

7026 MUNICIPAL YOUTH SERVICES (Discretionary)

Youth Services Recreation Partnership

7021 RECREATION PARTNERSHIP (Discretionary)

Accounts by Account Classification

Salary and Wages

51000 REGULAR PAY	51000172 EARLY INTERV DIV
51000002 BOARD MEMBER	51000173 COM CENTER MGR
51000003 SHERIFF	51000174 DEP COMM PERSONNEL
51000004 COUNTY CLERK	51000175 DEP COMM ELECTIONS
51000005 DISTRICT ATTORNEY	51000176 ASST DA LOC CRM CT
51000006 LEGISLATOR	51000177 ASST DIR FACIL
51000049 PROJECT ASSISTANT	51000178 CLERK, LEGISLATURE
51000051 JTPA PARTICIPANT	51000179 DIR OF FACILITIES
51000052 CONSERVATION DIST ADMIN	51000180 ASST EMS DIR
51000053 ASSIST COUNTY HIGHWAY DIR	51000181 ASST DIR ASSESSMENT
51000054 COMMUNICATIONS CTR MANAGE	51000182 DIR DISPATCH CTR
51000055 COURT ATTENDANT	51000183 EMP BENEFITS MGR
51000056 CORRECTIONS CAPTAIN	51000184 CORR LIEUTENANT
51000057 PROFESSIONAL DEV COORDINA	51000185 DOM VIO PREV COORD
51000058 GRANTS AND TRAINING COORD	51000186 DEP PROB DIR II
51000059 STARLIGHT WORKERS	51000187 WKFORCE DEVEL DIR
51000060 TITLE V COFA	51000188 DIR DEPT EMER RES
51000061 PLANNING ADMINISTRATOR	51000189 EMPLOYMENT & TRAINING DIR
51000066 ASSIST ASSESS ACCT SPCLST	51000190 ASST B&G MGR
51000075 VOTING MACH TECH	51000191 COMM JUSTICE DIR
51000076 SUBSTANCE ABUSE EVALUATOR	51000192 ASST HIGHWAY MGR
51000077 COMMUNICATION ASST	51000193 CAPT DEP SHERIFF
51000078 RECRD MGMT SPEC	51000194 SYSTEMS ADMIN
51000079 CASE SUP GRADE A	51000195 DIR INF TECH SVCS
51000080 PUBLIC HLTH SOCIAL WORK	51000196 DEP COMM MENT HLTH
51000081 LONG TRM CARE SPEC	51000197 ACTING COMM SOCIAL SERVIC
51000082 SR WEIGH SCALE OP	51000198 RECYCLING SUPV
51000083 MOBILITY PROG SPEC	51000200 FISCAL OFFICER
51000084 REHAB TEAM LEADER	51000201 COMM. OF ELECT.
51000085 WIC TEAM LEADER	51000202 DEPUTY CO. CLERK
51000086 WIC NUTRI EDUCATOR	51000203 CONFIDENTIAL INVESTIGATOR
51000087 SUP VISIT PRG CORD	51000204 COMMUNICATIONS SPECIALIST
51000088 M HLTH ASSESS SPEC	51000205 ASST CO FIRE & DIS COOR
51000089 M HLTH THERAP SPEC	51000206 DIR. ADM SERVICES
51000090 PHYSICAL THERAPIST/PED	51000207 DIR. WGTS & MEAS.
51000092 PRIN REC CK CIV DV	51000208 GEN. BLDG. SUPER.
51000093 RECYCLING MGR	51000209 HLTH NEIGHBOR EDUC COORD
51000094 DIR YOUTH SERVICES	51000210 MOT. VEH. BUR. SUPR.
51000095 DIR-HLTH PROMO PRG	51000211 PROBATION SUPER.
51000096 WIC CLERK	51000212 CHIEF DEPUTY CLERK LEGISL
51000097 COMM PLAN COMM SUS	51000213 CLERK, LEGISLATURE
51000098 PUB SAFE SYS ADMIN	51000214 INFORMATION AIDE
51000099 ADMIN RECORDING CLK	51000215 DIR, OFF. FOR AGING
51000166 DEP MEDICAL EXAM	51000216 E & T DIRECTOR II
51000167 DIR ENVIRON HLTH	51000216 HR SYSTEMS & PROGM ADMIN
51000168 NURSE PRACTITIONER MH	51000218 SR COMMUNITY HLTH NURSE
51000169 ASST F&E MGT DIR	51000219 UNDERSHERIFF
51000170 COMM PLAN & PUBLIC WORKS	51000220 YOUTH BUR. DIR.
51000171 CHIEF TRAN PLANNER	51000222 PW ADMINISTRATOR

51000223 STOP-DWI COORD.	51000290 CHIEF CORR OFFICER
51000225 AIRPORT MANAGER	51000291 MGR TALNT ACQUIRE & ENGAGE
51000226 ASST. CTY ATTORNEY	51000292 DIR/CHILD W/SPEC
51000227 ASST. DIR. ASSESS.	51000293 DIR. OF SVCS.
51000228 ASST. DIS. ATTORN.	51000294 PROGRAM DIR. CSS
51000229 CO. FIRE & DIS CO.	51000295 TRANS PLANNING DIR
51000230 DIR OF PAT. SRVCS.	51000296 BGT & FIN MANAGER
51000232 PUB. HEALTH ADMN.	51000297 EMP SAFETY & HEALTH COOR
51000233 SOC. SRVCS. ATTORN	51000298 MEDICAL DIRECTOR/MH
51000235 TOBACCO EDUC COORD	51000307 EM SERV DISP/CAD SYS SPEC
51000237 DIR MENT. HLT CLIN	51000310 DEP CLERK, BD/REPS
51000238 PROBATION DIR. II	51000311 SECRETARY, DA
51000239 SR. CIVIL ENG.	51000312 PARALEGAL TO CA
51000240 SR. PUB. HLTH. ENG.	51000313 EMPLOYEE BENEFITS COORD
51000242 COMM. OF PERSONNEL	51000315 DEP. MED. EXAM.
51000243 COMM. OF PLANNING	51000316 EXEC ASST TO C/ADM
51000244 DIR. OF ASSESS.	51000318 ACCT CLERK/TYPIST
51000246 COMPTROLLER	51000320 SR ACCT CLERK/TYP
51000247 COMM. SOC. SRVCS.	51000321 KEYBOARD SPEC
51000248 COUNTY ATTORNEY	51000326 ADMIN ASSISTANT
51000249 DIRECTOR OF COMM HLTH	51000327 AUDITOR
51000250 PUBLIC HLTH. DIR.	51000329 RECEPTIONIST
51000252 DIR ACCT SVCS	51000330 SECRETARY
51000253 COUNTY ADMIN.	51000331 PAYROLL COORDINATOR
51000254 MEDICAL DIRECTOR	51000333 PERSONNEL ASST
51000255 PRG. DIR. DAY TRMT	51000334 PRIN ACCT CLK TYP
51000257 SOLID WASTE MGR.	51000335 SEC TO COUNTY ADMIN
51000258 PERS/BEN ASSOCIATE	51000337 SEC/PARALEG AIDE CA
51000259 PROBATION SYSTEM ANALYST	51000338 CONTRACTS COORD
51000260 PSYCHIATRIST	51000339 PERSONNEL TECHNICIAN
51000261 COMPLIANCE PROGRAM COORD	51000340 PUBLIC INF OFFICER
51000262 DEP CNTY ATTNY	51000341 ADMIN SRVCS COORD
51000264 TRTMNT CRT CSE MGR	51000342 VICTIM & RECOVERY SP
51000265 DIRECTOR OF VETERANS SVCS	51000343 SYSTEMS ANALYST
51000266 COUNTY HWY MANAGER	51000344 PERSONNEL ASSOC
51000267 TREASURY MANAGER	51000346 DOM VIO PREV COORD
51000268 ASST DIR OF EMERGENCY RES	51000347 ORG DEVELOP COORD
51000269 ASTDIR ASM/INT OPR	51000348 CON SEC TO SHERIFF
51000270 COUNTY HIGHWAY DIRECTOR	51000349 PAYROLL SPECIALIST
51000274 AST AIRPRT MANAGER	51000350 ASST TO DA
51000275 SUPERVISING ATTRNY	51000351 DEP CLERK, LEGISLA
51000276 EQUIPMENT SERV MGR	51000352 EX ASST TO SHERIFF
51000277 DEP DISTRICT ATTNY	51000353 PUBLIC AFF OFF
51000278 FIN SYSTEMS ADMIN	51000354 PUB INF OFF TRN
51000279 ASST SOL WST MGR	51000355 CHIEF DEP CLK
51000280 PROG DEVELOP SPEC	51000356 SEC/PARA AID TO DA
51000281 ACTING DISTRICT ATTORNEY	51000357 PERS ASST TRAIN
51000282 DEPUTY CO. ADMN.	51000358 DISPATCH SUP/CAD SYS SPEC
51000283 DEP COMM PLANNING	51000359 PROGRAM ANALYST
51000284 DIR. OF HUMAN RIGHTS	51000360 ADMIN SPECIALIST
51000285 COMM MH SVCS	51000361 PROGRAMMER/ANALYST
51000287 FISCAL ADMINISTRATOR	51000362 INFORMATION AIDE
51000288 DIR. OF ELIG.	51000401 CORRECTIONS CORP

51000402 DISPATCHER	51000539 DIRECTOR OF OPERATIONS
51000403 COOK (JAIL)	51000540 ADMIN ASSISTANT LEVEL 3
51000404 PUB HLTH PREP COORD	51000541 ADMIN ASST LEVEL 4
51000405 DEP SHERIFF, JAIL	51000542 DEP DIRECTOR OF ITS
51000406 CORRECTIONS OFFIC.	51000543 DENTAL HYGIENIST
51000407 CORRECTIONS OFFICER (PT)	51000546 NY CONNECTS COORDINATOR
51000411 CORRECTIONS SGT.	51000547 OMBUDS PROG & OUTRCH SPEC
51000412 SGT-DEPUTY SHERIFF	51000548 NURSE PRACTITIONER IN PSY
51000413 CRIM. INVESTIGATOR	51000551 EMERG SVCS DISP.
51000414 DEP COMM OF SOCIAL SERVIC	51000554 PUBLIC HEALTH TECH
51000415 DEPUTY DIRECTOR OF FINANC	51000555 PROG DIRECTOR-CARE MANAGE
51000417 SR. CRIM. INVEST.	51000558 SR SOC WEL EXAM
51000419 DEPUTY SHERIFF	51000559 AGING SVCS SPECIAL
51000420 DEPUTY SHERIFF (PT)	51000562 CASEWORKER
51000421 HEAD COOK, JAIL	51000564 ASSOCIATE PLANNER
51000424 CIVIL/ACCT PER CLERK	51000565 REG. PROF. NURSE
51000425 SECRETARY	51000567 WELFARE INVEST.
51000426 CIVIL PROCESS SERV	51000568 PRIN SOC WEL EXAM
51000428 LIEUTENANT DEPUTY SHERIFF	51000570 FINANCE DIRECTOR
51000429 SHERIFF'S CLERK	51000571 AGING SVCS PLANNER
51000430 SR CIVIL/SCCT PER CLERK	51000572 WIC PROG NUTRITIONIST
51000431 KEYBOARD SPEC	51000574 COORD OF CHILD SUP
51000500 REAL PROP SYS SUPR	51000575 REHABILITATION SPECIALIST
51000502 HLTHCARE SEC&PRIV OFFICER	51000577 ASST REL PROP APPR
51000503 CLERK	51000579 PHYS. THERAPIST
51000504 ACCOUNT CLERK	51000580 COMM HEALTH NURSE
51000505 MTR. VEH. EXAM	51000581 SR. CASEWORKER
51000506 RECEPTIONIST	51000584 STAFF DEV. COORD.
51000507 KEYBD SPEC	51000585 PROBATION OFFICER
51000508 STAFF SOCIAL WORKER	51000586 DEP DIR OF AIRPORT OP/ARF
51000509 DAT ENT MACH OPER	51000589 QUAL ASSURANCE/IMPROVE CO
51000510 WIC NUTRITION EDUCATOR II	51000590 PLANNER
51000511 CASE AIDE	51000591 COMM MENT HLT NURSE
51000513 ACCT. CLERK/TYPIST	51000592 ACCT. SUPERVISOR
51000515 GIS TECHNICIAN/WEB DEVEL	51000594 CASE SUPERVISOR
51000516 WATER RESOURCES PLANNER	51000595 PUB HEALTH SANIT.
51000517 OUTREACH WORKER	51000597 SR. PROB. OFFICER
51000518 SENIOR CLERK	51000598 WIC PROG. DIR.
51000519 SENIOR TYPIST	51000599 PSYCH. SOC. WORKER
51000520 PROBATION ASSIST.	51000601 SUPV COMM HLTH NUR
51000521 PROGRAM AND OUTREACH SPEC	51000602 DEP DIR OF AIRPORT ADMIN
51000522 VALUATION SUPPORT SPECIAL	51000603 EMPLOYMENT SPECIALIST
51000524 NUTRITION AIDE	51000604 HEAD SOC WEL EX
51000525 DATA COLLECTOR	51000607 SR PUB HLTH SANIT
51000526 PURCHASE ASST	51000609 SR.PLANNER
51000529 SR. ACCOUNT CLERK/TYPIST	51000610 PLANNING ADMINISTRATOR
51000530 INFO SEC COMPLIANCE OFFIC	51000611 SUPV. PSYCHOLOGIST
51000531 ADMIN ASSISTANT LEVEL 1	51000612 SR. COMMUNITY MH NURSE
51000533 ADMIN ASST LEVEL 2	51000614 BUYER
51000535 ADMIN. ASSISTANT	51000615 MAIL CLERK
51000536 FINAN. INVEST.	51000619 PARALEGAL AIDE
51000537 PROGRAM DIRECTOR PROS	51000621 CONT TREATMT SPEC
51000538 SOC. WEL. EXAM.	51000622 PROGRAMMER/ANALYST

51000627 SR WELFARE INVEST	51000717 COMM DEV PLANNER
51000628 MEDICAL SOC WKR	51000719 SYSTEMS ANALYST
51000629 PRIN PLAN TOURISM PROG DI	51000722 MANAGED CARE COOR
51000630 PURCHASING CLERK	51000726 WEIGH SCALE OPR
51000631 PROBATION OFF TRN	51000727 WGTS & MEAS INSPECTOR
51000632 WRK. PRJ. SUPV.	51000728 LONGTERM CARE COOR
51000633 CENTRAL SERVICES SUPER	51000730 REAL PROP SYS SPEC
51000634 YOUTH BUREAU PLANNER	51000731 ADMIN COMPUTER ASST
51000636 GIS ADMINISTRATOR	51000732 GIS PROJECT LEADER
51000637 SYSTEMS ANALYST TECH	51000735 VALUE SPECIALIST
51000638 MICROCOMPUTER SPEC	51000736 SR PARALEGAL AIDE
51000639 EDUC. & OUTREACH COORD	51000737 LANDS PROGRAM MGR
51000640 PUBLIC HEALTH ENG	51000738 NET/SYSTEMS/ADMIN
51000641 CHIEF OF TRAN PLNG	51000739 TELCOM/PRGRMING AD
51000650 SECURITY OFFICER	51000741 FACIL & SECURITY MGR
51000653 CLINIC SUPERVISOR	51000742 REAL PROP TAX SVCS ASST
51000654 HEALTH AIDE	51000743 JOB DEVELOPER
51000655 PROGRAM MGMT SPEC	51000744 EX ASST COMM ELEC
51000656 TEAM LEADER	51000745 FAM/CHILD OUT WKR
51000657 YOUTH CARE WORKER	51000746 PURCH/SYSTEMS COORD
51000658 SR FINANCE INVEST	51000747 QUALITY COORD
51000668 PROG ANALYST TRAINEE	51000748 IMPLEMENT COORD
51000669 RECORDS OFFICER	51000750 CASEWORKER ASST
51000670 PROGRAM COORD AC	51000751 SR EMERG SVC DIS
51000671 SECRETARY	51000752 DIETITIAN
51000672 PLANNER/EVALUATOR	51000753 WATER SYS SPEC
51000673 PRIN ACCT CLK TYP	51000754 ADMIN SVC COORD
51000674 ADMIN COORDINATOR	51000755 EMP INFO ASSOC
51000675 FORENSIC COUNSEL	51000756 SECURITY SUPER
51000676 TRANS ANALYST	51000757 SPECIAL ED COORD
51000678 TELE COMM TECH	51000760 STAFF DEV QUAL COR
51000681 STAFF DEV SPEC	51000761 WORKFORCE DEV SPEC
51000682 ENVIRON PLANNER	51000762 YOUTH FAM SVC COORD
51000684 PLAN ANALYST	51000763 PUB HLTH EDUCATOR
51000685 PRINC RECORD CLERK	51000764 CAPITAL PROG COORDINATOR
51000686 CASE MANAGER PHCP	51000765 ASSMT ACCT SPEC
51000687 RECORDING CLERK	51000766 FIN SYSTEMS ADMIN
51000689 EMER SVCS COORD	51000767 FISCAL COORD
51000690 SR RECORDING CLERK	51000768 ASST ASMT ACT SPEC
51000691 SR ELECTIONS CLERK	51000769 CA DISP SYS COORD
51000694 CIRCUIT RIDER PLANNER	51000770 CORD DUAL RECOVERY SRVS
51000697 SR. PSYCH. SOC. WORKER	51000771 COM & ADMIN COORD
51000698 SR DATA ENTRY OPR	51000772 PROB ADMIN
51000707 JAIL NURSE	51000773 YOUTH EMP SPEC
51000708 LEGAL UNIT ADMIN	51000774 EARLY INTER DIR
51000709 REAL PROP. APPRAISER	51000775 DIR PRE SPEC ED
51000710 REAL PROP APP TRN	51000776 DEP REG VITAL REC
51000711 COORD COMM YOUTH	51000777 SOLID WASTE ASSISTANT
51000712 NURSE PRAC/PHYS ASST	51000778 PRIN PLANNER
51000713 GIS TECH	51000779 EMP & TRAIN CLERK
51000714 GIS ANALYST	51000780 BIO TERR PREP COORD
51000715 FINANCIAL ANALYST	51000781 TRAN WRKFORCE COORD
51000716 HLTH ED PROMO DIR	51000782 FISCAL COORDINATOR

51000783 TRANS WKFORCE SPEC	51000831 RECYCLING SPEC
51000784 PC TECH/WEB DEV	51000835 ENGINEERING TECH
51000785 NUTRITION ED	51000837 ASSOC CIVIL ENG
51000786 DIV COORD TRNE	51000840 BRIDGE MECHANIC
51000787 HOUSING SPEC	51000841 HIGHWAY CREW SUPV
51000788 TRANS SPEC-DSS	51000842 CIVIL ENGINEER
51000789 MAIL & REC CLERK	51000843 HWY CREW SUBV PERUV
51000790 WORKFORCE DEVEL COORD	51000846 SW OPERATIONS SPECIALIST
51000791 DIVISION COORD	51000849 HEAVY EQUIP MECH
51000792 E911 PROG SPEC	51000850 HIGHWAY TECHNICIAN
51000793 SEN VOTG MAC TEC	51000851 AIRPORT TER SRV COOR
51000794 SYSTEMS MGR	51000852 ARCHITECT DESIGNER
51000795 FAM SVC CRD FAM CT	51000853 FISCAL COORDINATOR-COFA
51000796 SENIOR VAL SPEC	51000854 SW ENFORCEMENT OFF
51000797 DISPATCH SUPERVISOR	51000855 PAINTER/MECHANIC
51000798 LIFE SKILLS COORDINATOR	51000856 EQUIPMENT SVC TECH
51000799 SR MOTOR VEH EXAM	51000857 AIR FIRE OP TECH
51000801 CLEANER	51000858 AIR FIRE OP TECH TRAINEE
51000802 GUARD	51000859 CONSTRUCT SUPER
51000803 SENIOR CLEANER	51000860 ARCH DESIGN II
51000804 SEASONAL WORKER	51000861 GEN MAINT SUPER
51000805 MAINTENANCE WORKER	51000862 HVAC SYS TECH
51000806 LABORER	51000863 MAINT MECHANIC
51000808 SR HEAVY EQUIPMENT MECHAN	51000864 CARPENTER
51000809 MOTOR EQUIP OPER	51000865 FAC SHOPKEEPER
51000810 HEAVY EQUIP OPER	51000866 SR SIGN MECHANIC
51000811 MNT WRKR/PLUMBER/STM	51000867 ASST RECYCLE SPEC
51000812 WELDER	51000868 WST RED& REC SPEC
51000813 SIGN MECHANIC	51000870 AIR OPS/ARFF CF
51000814 SOL WASTE OP SPEC	51000871 EQUIP SERV/PARTS RM TECH
51000817 AIRPORT MAINT SUPER	51000872 SR ENGINEERING TECHNICIAN
51000822 ELECTRICIAN	51000907 RABIES CLERICAL
51000823 CLEANING SUPER	51000999 DISABILITY
51000825 SR HI CREW SUPER	51009999 TOTAL 51000 CATEGORY
51000829 SR MAINT WORKER	51800 ON CALL
51000830 RECYCLING COORD	

Overtime

51200 OVERTIME PAY	51200312 PARALEGAL TO CA
51200049 PROJECT ASSISTANT	51200316 EXEC ASST TO C/ADM
51200051 JTPA PARTICIPANT	51200318 ACCOUNT CLERK/TYPIST
51200075 VOTING MACH TECH	51200320 SR ACCT CLERK/TYPIST
51200077 COMMUNICATION ASSISTANT	51200326 ADMIN ASSISTANT
51200082 SR WEIGH SCALE OP	51200330 SECRETARY
51200096 WIC CLERK	51200331 PAYROLL COORDINATOR
51200098 PUB SAFE SYS ADMIN	51200333 PERSONNEL ASST
51200099 ADMIN RECORDING CLK	51200335 SEC TO COUNTY ADMIN
51200214 INFORMATION AIDE	51200340 PUBLIC INFO OFFICER
51200216 HR SYSTEMS & PROGM ADMIN	51200341 ADMIN SERVICES COORD
51200218 SR COMMUNITY HLTH NURSE	51200342 VICTIM & RECOVERY SPEC
51200307 EM SERV DISP/CAD SYS SPEC	51200344 PERSONNEL ASSOC
51200311 SECRETARY, DA	51200349 PAYROLL SPECIALIST

51200352 EXT ASST TO SHERIFF	51200595 PUB HEALTH SANIT.
51200356 SEC/PARA AID TO DA	51200597 SR. PROB. OFFICER
51200358 DISPATCH SUP/CAD SYS SPEC	51200598 WIC PROG. DIR.
51200401 CORRECTIONS CORP	51200599 PSYCH. SOC. WORKER
51200402 DISPATCHER	51200601 SUPV COMM HLTH NUR
51200403 COOK (JAIL)	51200602 DEP DIR OF AIRPORT ADMIN
51200406 CORRECTIONS OFFICER	51200609 SR. PLANNER
51200407 SET UP ACCOUNT	51200611 SUPV. PSYCHOLOGIST
51200411 CORRECTIONS SGT	51200614 BUYER
51200412 SGT-DEPUTY SHERIFF	51200621 CONT TREATMT SPEC
51200413 CRIM. INVESTIGATOR	51200622 PROGRAMMER/ANALYST
51200417 SR. CRIM. INVEST.	51200630 PURCHASING CLERK
51200419 DEPUTY SHERIFF	51200632 WRK. PRJ. SUPV.
51200421 HEAD COOK, JAIL	51200636 GIS ADMINISTRATOR
51200424 CIVIL/ACCT PER CLERK	51200637 SYSTEMS ANALYST TECH
51200425 SECRETARY	51200638 MICROCOMPUTER SPEC
51200428 LIEUTENANT DEPUTY SHERIFF	51200650 SECURITY OFFICER
51200429 ACCT CLERK/TYPIST	51200653 CLINIC SUPERVISOR
51200430 SR CIVIL/ACCT PER CLERK	51200655 PROGRAM MGMT SPEC
51200431 KEYBOARD SPEC	51200656 TEAM LEADER
51200503 CLERK	51200658 SR. FINANCE INVEST.
51200505 MTR. VEH. EXAM	51200670 PROGRAM COORD AC
51200506 RECEPTIONIST	51200671 SECRETARY
51200507 KEYBOARD SPECIALIST	51200673 PRIN ACCT CLK TYP
51200511 CASE AIDE	51200674 ADMIN COORDINATOR
51200513 ACCOUNT CLERK/TYPIST	51200675 FORENSIC COUNSEL
51200517 OUTREACH WORKER	51200678 TELE COMM TECH
51200518 SENIOR CLERK	51200682 ENVIRON PLANNER
51200519 SENIOR TYPIST	51200684 PLAN ANALYST
51200521 PROGRAM AND OUTREACH SPEC	51200685 PRINC RECORD CLERK
51200529 SR ACCOUNT CLERK/TYPIST	51200687 RECORDING CLERK
51200531 ADMIN ASSISTANT LEVEL 1	51200690 SR RECORDING CLERK
51200535 ADMIN. ASSISTANT	51200691 SR ELECTIONS CLERK
51200538 SOC. WEL. EXAM.	51200694 CIRCUIT RIDER PLNR
51200540 ADMIN ASSISTANT LEVEL 3	51200707 JAIL NURSE
51200541 ADMIN ASST LEVEL 4	51200709 REAL PROP. APPRAISER
51200551 EMERG SVCS DISP	51200711 COORD COMM YOUTH
51200558 SR. SOC. WEL. EXAM.	51200713 GIS TECH
51200559 AGING SVCS SPECIAL.	51200714 GIS ANALYST
51200562 CASEWORKER	51200716 HLTH ED PROMO DIR
51200565 REG. PROF. NURSE	51200717 COMM DEV PLANNER
51200571 AGING SVCS PLANNER	51200719 SYSTEMS ANALYST
51200575 REHABILITATION SPECIALIST	51200726 WEIGH SCALE OPER
51200577 ASST REL PROP APPR	51200730 REAL PROP SYS SPEC
51200579 PHYS. THERAPIST	51200731 ADMIN COMPUTER ASST
51200580 COMM HEALTH NURSE	51200732 GIS PROJECT LEADER
51200581 SR. CASEWORKER	51200735 VALU SPECIALIST
51200585 PROBATION OFFICER	51200738 NET/SYSTEMS/ADMIN
51200586 DEP DIR OF AIRPORT OP/ARF	51200739 TELECOM/PROGRAMMING/ADMIN
51200589 QUAL ASSURANCE/IMPROVE CO	51200741 FACIL & SECURITY MGR
51200590 PLANNER	51200744 EX ASST COMM ELEC
51200591 COM MENT HLT NURSE	51200751 SR EMERG SVC DIS
51200594 CASE SUPERVISOR	51200757 SPEC ED COORD

51200761 WORKFORCE DEV SPEC	51200817 AIRPORT MAINT SUPER
51200764 CAPITAL PROGRAM COORDINAT	51200822 ELECTRICIAN
51200766 FINANCIAL SYSTEMS ADMIN	51200823 CLEANING SUPER
51200769 CA DISP SYS COORD	51200825 SR HI CREW SUPER
51200771 COM & ADMIN COORD	51200831 RECYCLING SPEC
51200777 SOLID WASTE ASSISTANT	51200835 ENGINEERING TECH
51200778 PRIN PLANNER	51200840 BRIDGE MECHANIC
51200781 TRAN WRKFORCE COOR	51200841 HIGHWAY CREW SUPV
51200784 PC TECH/WEB DEV	51200842 CIVIL ENGINEER
51200786 DIV COORD TRNE	51200849 HEAVY EQUIP MECH
51200789 MAIL & REC CLERK	51200850 HIGHWAY TECHNICIAN
51200792 E 911 PROG SPEC	51200851 AIRPORT TER SRV COOR
51200793 SEN VOTG MC TEC	51200852 ARCHITECT DESIGNER
51200794 SYSTEMS MGR	51200855 PAINTER/MECHANIC
51200796 SENIOR VAL SPEC	51200856 EQUIPMENT SVC TECH
51200797 DISPATCH SUPERVISOR	51200857 AIR FIRE OP TECH
51200799 SR MOTOR VEH EXAM	51200858 AIR FIRE/OP TECH TR
51200801 CLEANER	51200861 GEN MAINT SUPER
51200802 GUARD	51200862 HVAC SYS TECH
51200803 SENIOR CLEANER	51200863 MAINT MECHANIC
51200804 SEASONAL WORKER	51200864 CARPENTER
51200805 MAINTENANCE WORKER	51200865 FAC SHOPKEEPER
51200806 LABORER	51200866 SR SIGN MECHANIC
51200808 SR HEAVY EQUIPMENT MECHAN	51200867 ASST RECYCLING SPEC
51200809 MOTOR EQUIP OPER	51200868 WST RED REC & REC SPEC
51200810 HEAVY EQUIP OPER	51200870 AIR OPS/ARFF CF
51200812 WELDER	51200871 EQUIP SER/PART RM TECH
51200813 SIGN MECHANIC	51300802 GUARD
51200814 SOL WASTE OP SPEC	

Premium Pay

51300 SHIFT PAY	51300801 CLEANER
51300307 EM SERV DISP/CAD SYS SPEC	51300803 SENIOR CLEANER
51300358 DISPATCH SUP/CAD SYS SPEC	51300804 SEASONAL WORKER
51300401 CORRECTIONS CORP.	51300806 LABORER
51300402 DISPATCHER	51300809 MOTOR EQUIP OPER
51300406 CORRECTIONS OFFICER	51300810 HEAVY EQUIP OPER
51300411 CORRECTIONS SGT	51300812 WELDER
51300412 SGT-DEPUTY SHERIFF	51300813 SIGN MECHANIC
51300413 CRIM. INVESTIGATOR	51300817 AIRPORT MAINT SUPER
51300417 SR. CRIM. INVS	51300825 SR HI CREW SUPER
51300419 DEPUTY SHERIFF	51300840 BRIDGE MECHANIC
51300421 HEAD COOK, JAIL	51300841 HIGHWAY CREW SUPV
51300428 LIEUTENANT DEPUTY SHERIFF	51300849 HEAVY EQUIP MECH
51300518 SENIOR CLERK	51300851 AIRPORT TER SRV COOR
51300551 EMERG SVCS DISP	51300855 PAINTER/MECHANIC
51300586 DEP DIR OF AIRPORT OP/ARF	51300856 EQUIPMENT SVC TECH
51300678 TELE COMM TECH	51300857 AIR FIRE OP TECH
51300751 SR EMERG SVC DIS	51300858 AIR FIRE OP TECH TR
51300769 CA DISP SYS COORD	51300866 SR SIGN MECHANIC
51300794 SYSTEMS MGR	51300870 AIR OPS/ARFF CF
51300797 DISPATCH SUPERVISOR	51300871 EQUIP SERV/PARTS RM TECH

51400 DISABILITY PAY
 51400999 DISABILITY
 51500 OTHER PAY 207C
 51500294 PROGRAM DIRECTOR CSS
 51500406 CORRECTIONS OFFIC.

51500412 SGT-DEPUTY SHERIFF
 51500413 CRIM INVESTIGATOR
 51500419 DEPUTY SHERIFF
 51600 LONGEVITY
 51700 PREMIUM PAY

Fringe Benefits

58800 FRINGES
 58810 RETIREMENT
 58820 VOLUNTARY DEFINED CONTRIB
 58830 FICA
 58840 WORKERS COMP
 58850 TRANSIT PASS
 58860 HEALTH
 58861 PRESCRIPTION INS

58865 DENTAL
 58870 UNEMPLOYMENT
 58874 IME
 58875 EAP
 58876 WELLNESS PROGRAM
 58877 EMPLOYEE RECOGNITION
 58878 FLEXIBLE BENEFITS

Automotive Equipment

52231 VEHICLES

Highway Equipment

52233 HIGHWAY EQUIPMENT

Other Capital Equip

52125 MECHANICAL EQUIPMENT
 52202 NETWORK COMPONENTS
 52206 COMPUTER EQUIPMENT
 52210 OFFICE EQUIPMENT
 52211 CHAIRS
 52212 DESKS, BOOKCASES
 52214 OFFICE FURNISHINGS
 52219 PERS UNITS
 52220 DEPARTMENTAL EQUIPMENT
 52221 SAFETY/RESCUE/EMERG EQUIP

52222 COMMUNICATIONS EQUIP
 52223 NAVIGATION PROGRAM EQUIP
 52230 COMPUTER SOFTWARE
 52234 BLDG/GR MAIN EQUIPMENT
 52235 LAB EQUIPMENT
 52236 RECYCLING EQUIPMENT
 52249 EQUIPMENT RESERVE
 52720 PREV YRS ENC EQUIPMENT
 52999 EQUIPMENT RESERVE

Highway Materials

54312 HIGHWAY MATERIALS

Vehicle Fuel and Maint

54306 AUTOMOTIVE SUPPLIES
 54310 AUTOMOTIVE FUEL
 54421 AUTO MAINTENACE/REPAIRS

Other Supplies

54302 COMPUTER/NET WK SUPPLIES
 54303 OFFICE SUPPLIES
 54304 CLEANING SUPPLIES
 54305 CLIENT TRANSPORTATION
 54307 ELECTRICAL SUPPLIES
 54313 PHOTOGRAPHY SUPPLIES
 54319 PROGRAM SUPPLIES
 54330 PRINTING
 54332 BOOKS
 54333 EDUCATION AND PROMOTION

54336 SMAL TOOL ALLOWANCE
 54340 CLOTHING
 54342 FOOD
 54346 NAVIGATION
 54347 AMMUNITION
 54352 DENTAL
 54353 BIOLOGICALS
 54354 MEDICAL
 54357 COMPOST MATERIALS
 54358 RECYCLABLES

Travel Training

54412 TRAVEL/TRAINING

All Other Contr. Svcs

54120 LEGAL DEFENSE ATTY FEES
 54121 OTHER CT ORDERED EXPENSES
 54406 FAMILY CT ATTY CHGG
 54411 ROAD/BRIDGE CONTRACTS
 54422 EQUIPMENT MAINTENANCE
 54423 VENDOR RENTAL
 54424 EQUIPMENT RENTAL

Program Expense

54400 PROGRAM EXPENSE

Utilities

54471 ELECTRIC
 54472 TELEPHONE
 54473 HEAT
 54474 WATER/SEWER

Other

54125 INDIVUAL DEVELOPMENT ACCT
 54401 EMPLOYEE RECOGNITION
 54402 LEGAL ADVERTISING
 54403 MANDATE CONTIGENCY
 54404 PASS THRU EXPENSE
 54405 ATI SUPPORT
 54408 INDP LIVING
 54414 LOCAL MILEAGE
 54416 MEMBERSHIP DUES
 54436 54436
 54439 PRISONER CLOTHING
 54444 DEVELOPMENT GRANTS
 54445 INTERMUNICIPAL AGREEMENTS
 54446 TOWN SERVICES
 54447 PRINTING
 54452 POSTAGE
 54462 INSURANCE
 54463 RISK MANAGEMENT
 54467 OUTPATIENT MED CHGS
 54468 MENTAL HEALTH TRANSPORTS
 54469 BOARDING OF PRISONERS
 54475 FAC ENVIRONMENTAL TESTING
 54479 EXTRADITION
 54480 NEWSLETTER
 54481 PUBLIC INFORMATION
 54483 WITNESS FEES

Professional Services

54442 PROFESSIONAL SERVICES

54425 SERVICE CONTRACTS
 54435 AIRP FOOD SERV/CONCESS
 54491 SUBCONTRACTS
 54606 ADM & OVERHEAD
 54607 PUBLIC WORKS ADMIN
 54616 ABTD SUPPORT SERVICES
 54617 COLLECTION SUPPORT SVCS

Maintenance

54311 MAINTENANCE
 54470 BUILDING REPAIRS
 54476 BLDG & GROUND MAIN/REPAIR

Rent

54432 RENT

54484 DARE PROGRAM
 54485 CONFIDENTIAL INVESTIGATIO
 54486 SHARED COST INITIATIVE
 54487 TSA CONTRACT
 54488 TAXES
 54489 CREDIT CARD FEES
 54492 ROOM TAX RESERVE
 54497 STRATEGIC TOURISM PLAN
 54499 HEALTH FACILITY ASSESSMNT
 54568 RABIES CONTROL
 54601 RECISSION RELIEF
 54605 CENTRALLY DISTRIB. ITEMS
 54618 INTERDEPARTMENTAL CHARGE
 54619 ARTS & CULTL ORGS STABIL
 54620 BEAUTIFICATION, ART&SIGN
 54621 CAP-OPERATING TICKET CNTR
 54622 CAP-OPERATING ASSISTANCE
 54623 COMMUNITY CELEBRATIONS
 54624 PROJECT GRANTS
 54625 TOURISM CAPITAL GRANTS
 54626 MARKETING AND ADV GRANTS
 54627 FL TOURISM ALLIANCE
 54628 NEW TOUR INITIATIVE GRANT
 54629 DISCOVERY TRAIL
 54630 TOWN OF DRYDEN
 54631 RECOGNITION AWARDS

54632 CVB
 54651 RENEWAL/REPLACEMENT COSTS
 54833 HOUSEHOLD HAZARDOUS WASTE
 54901 MICRO-COMPUTER SERVICES
 54905 CENTRALLY DISTRIB ITEMS

56001 PRINCIPAL PAYMENTS DEBT
 56665 MENTAL HEALTH
 57001 INTEREST PAYMENTS DEBT
 57665 INTEREST HS BLDG

Other Finance

52101 LAND ACQUISITION
 54666 CITY S/TAX AGMT
 54700 PREVIOUS YRS ENCUMBRANCE
 54801 CONTRIBUTION TO INSURANCE
 54802 CONTRIBUTION TO CONSTRUCT
 54804 CONTRIBUTION TO GENERAL
 54808 CONTRIBUTION TO DEBT SERV
 54904 SUPPLEMENTAL BENEFITS
 56620 TCA BLDG
 56621 2004 REFUNDING
 56622 NEW FINANCINGS
 56623 2014
 56625 2006
 56626 2004 REFUNDING B
 56631 LANDFILL CLOSURE
 56634 TC 3
 56640 COMPUTER
 56642 REFUNDING ESCROW
 56645 E 911
 56650 2005
 56660 2007
 56675 2010
 56690 2013
 56691 2003 REFUNDING
 56692 2012
 56693 BUILDING IMPROVEMENTS
 56694 2013 REFUNDING
 56695 2014 REFUNDING B
 56696 2014 REFUNDING A

56697 2015 REFUNDING A
 56698 2015 REFUNDING B
 56699 2017
 57720 INTEREST TCA
 57721 INTEREST 2004 A
 57722 INTEREST NEW FINANCINGS
 57723 INTEREST 2014
 57725 INTEREST 2006
 57726 INTEREST 2004 B
 57731 INTEREST LANDFILL CLOSURE
 57732 INTEREST 2015 REF B
 57734 INTEREST TC 3
 57740 INTEREST COMPUTER
 57742 INTEREST GIS PLANNING
 57745 INTEREST E 911
 57750 INTEREST 2005
 57760 INTEREST 2007
 57775 INTEREST 2010
 57790 INTEREST 2013
 57791 INTEREST 2003
 57792 INTEREST 2012
 57793 INTEREST BUILDING IMPROVE
 57794 2013 INTEREST REFUNDING
 57795 INTEREST 2014 REF B
 57796 INTEREST 2014 REF A
 57798 INTEREST 2016
 57799 INTEREST 2017
 59239 CONSTRUCTION EXPENSE
 INTEREST 2 57799

Federal Aid

44089 OTHER FEDERAL AID V
 44389 OTHER PUBLIC SAFETY AID
 44391 CNR/INMATE MEALS
 44392 AIRPORT SECURITY/TSA
 44401 FED AID PUBLIC HEALTH
 44402 WIC
 44447 PHC-CASE MANAGEMENT
 44451 MEDICAID ADMIN/FED.
 44472 PROGRAMS FOR AGING
 44489 FED AID OTHER HEALTH
 44490 FED AID MH
 44492 HOMELESS
 44495 OASAS, FEDERAL

44589 FEDERAL AID, BRIDGES
 44592 FEDERAL AID AIRPORT
 44594 FED AID MASS TRANSIT
 44601 MEDICAL ASSISTANCE
 44609 AFDC
 44610 DSS ADM
 44611 FOOD STAMPS
 44612 DETENTION PREVENTION
 44613 HOME RELIEF
 44615 FFFS
 44619 CHILD CARE
 44623 JUVENILE DELIQUENTS
 44635 JOBS

44640 FEDERAL SAFETY NET
 44641 HEAP
 44643 FED: FOOD ASST. PROGRAM
 44661 F&CS BLOCK GRANT
 44670 SERVICES FOR RECIPIENTS
 44689 OTHER SOCIAL SERVICES
 44700 REPAY ECON DEV LOANS
 44772 OFA FEDERAL AID
 44780 FED AID WIB ADMIN STIMULU
 44782 FED AID WIA ADULT STIMULU
 44783 FED AID WIA YTH STIMULUS
 44784 FED AID WIA DW STIMULUS
 44788 SNAP

44789 SUMMER FEEDING PROGRAM
 44790 FEDERAL AID JOB TRAINING
 44792 FEDERAL AID, WIA ADULT
 44793 FEDERAL AID, WIA YOUTH
 44794 FEDERAL AID, WIA DW
 44795 FEDERAL AID, TANF SUM YTH
 44796 FEDERAL AID, EMERGENCY DW
 44797 FEDERAL AID, TAA
 44820 PROGRAMS FOR YOUTH
 44910 HUD HOMEOWNERSHIP
 44959 FEDERAL AID
 44960 EMERGENCY DISASTER ASST

State Aid

43001 STATE REVENUE SHARING
 43016 CASINO LICENSING FEES
 43021 COURT FACILITIES AID
 43030 DA SALARY
 43089 OTHER STATE AID
 43277 PRESCHOOL SPECIAL EDUCATI
 43310 PROBATION SERVICES
 43315 NAVIGATION
 43330 COURT SECURITY REIMB
 43389 OTHER PUBLIC SAFETY
 43390 REIMB STATE PRISONERS
 43391 CNR/INMATE MEALS
 43401 PUBLIC HEALTH WORK
 43411 E1 AND CHILD FIND
 43448 PHCP TREATMENT
 43449 EARLY INTERVENTION
 43481 KENDA'S LAW
 43482 SUPERVISED OUTPATIENTS MH
 43483 DRUG FREE RESIDENTIAL MH
 43484 OMH COMMISSIONERS PERFORM
 43485 OHM COM REINVESTMETN
 43486 OMH FLEX
 43488 ICM MH
 43489 OTHER HEALTH INCOME
 43490 KENDRA'S LAW
 43491 MH OT620
 43493 MENTAL RETARDATION OT 620
 43494 MH OMR 620
 43495 MH DAAA
 43497 MH CSS
 43499 OMH CONTRACT REVENUE
 43501 CHIPS
 43502 MICA
 43589 BRIDGES

43592 DOT GRANTS
 43594 MASS TRANSIT
 43601 MEDICAL ASSISTANCE
 43602 MMIS
 43606 ADULT FAMILY HOMES
 43609 AFDC
 43610 DSS ADM
 43611 FOOD STAMPS
 43612 DETENTION PREVENTION
 43613 HOME RELEIF
 43615 JOBS ADM
 43616 LOCAL ADMINISTRATION FUND
 43619 CHILD CARE
 43623 JUVENILE DELINQUENTS
 43635 JOBS
 43640 STATE SAFETY NET
 43642 EMERGENCY ASST
 43643 STATE: FOOD ASST. PROGRAM
 43648 BURIALS
 43650 STATE 65% NET OF FED
 43655 NYSCCBG
 43661 F&CS BLOCK GRANT
 43670 SERVICES FOR RECIPIENTS
 43671 PYS SERVICE FOR RECEIPIEN
 43790 STATE AID JOB TRAINING
 43803 PROGRAMS FOR AGING
 43808 OFA STATE AID
 43820 PROGRAMS FOR YOUTH
 43959 STATE AID PLANNING
 43960 EMERGENCY DISASTER ASST
 43989 OTHER HOME/COMMUNITY SVCS
 43997 HOME & COMM SVCS CAP GTS
 43999 STATE AID

Local Revenues

41001 REAL PROPERTY TAXES	41608 MEDICAID CHHA - MOMS
41051 GAIN FROM SALE TAX PROP	41609 MATERNAL CHILD OFFC VISIT
41081 PYMTS IN LIEU TAXES	41610 HOME NURSING CHGS
41082 USE OF RESERVES	41611 HOME CARE CHARITY CARE
41090 INT & PENALTIES PROP TAXE	41612 CARE AT HOME
41091 TAX INSTALL SERVICE CHARG	41613 MATERNAL CHILD HOME VISIT
41100 REAL PROPERTY TAX ITEMS	41614 TB DOT
41107 SALES TAX 3%- TOWNS	41615 LAB FEES
41108 SALES TAX 1% -TOWNS	41616 HLTH EDUCATION REVENUES
41109 SALES TAX 1%-CITY	41620 MENTAL HEALTH FEES
41110 SALES TAX 3%	41621 SKYLIGHT FEES
41111 SALES TAX 1%	41623 MH CSS FEES
41113 ROOM TAX	41632 MH ICM FEES
41114 INT & PENTALTIES ROOM TAX	41650 PERS CHGS
41115 NON PROP TAX REDUCE TWN	41655 COFA COST SHARE
41136 AUTOMOBILE USE TAX	41688 IMMUNIZATION CHGRS
41140 E911 SURCHG	41689 OTHER HEALTH CHGS
41187 MORTG REC TAX--CONTR	41690 DENTAL PROGRAM
41188 MORTGAGE REC TAX- DIRECT	41770 LANDING FEES CHGS
41189 DEED TRANSFER TAX	41771 APRON FEES
41230 TREASURER FEES	41774 CONCESSIONS
41235 TAX ADVERTISING	41789 PFC
41240 COMPTROLLER FEES	41792 TRANSIT INCOME
41250 ASSESSORS FEES	41801 REPAY MEDICAL ASSISTANCE
41255 CLERK FEES	41809 REPAY AFDC
41256 MOTOR VEHICLE USE FEE	41810 MEDICAL INCENTIVE EARNING
41260 PERSONNEL FEES	41811 CHILD SUPPORT INCENTIVE
41270 SHARED SERVICE CHARGES	41819 REPAY CHILD CARE
41271 SHARED SERV CHRGS H INS	41823 REPAY JUVENILE DELQ
41273 SHARED SERV CHRGS SUPP BF	41840 REPAY HOME RELIEF
41289 OTHER GEN GOVERNMENT	41841 REPAY HEAP
41510 SHERIFF FEES	41842 REPAY EMERGENCY AID
41515 ATI FEES	41848 REPAY BURIALS
41525 PRISONER CHARGES	41855 DAY CARE
41580 PROBATION RESTITUTION	41870 REPAY PURCHASE OF SERV.
41589 OTHER PUB SAFE DEPART INC	41894 SOCIAL SERVICES CHARGES
41601 PUBLIC HEALTH FEES	41962 INSPECTION FEES
41603 CLINIC FEES	41972 CHGS-PROGRAMS FOR AGING
41605 CHRGS CARE OF HANDICAPPED	41989 OTHER ECON ASST
41607 MEDICAID INS PYMTS	

Other Revenues

41232 FORECLOSURE FEES	42132 DEPOT FEES
41772 AIRPORT DAY	42133 SWAF DELINQUENT
42070 CONTRIB FR PRIV AGENCIES	42134 PUNCH CARD CHARGES
42075 DEPARTMENTAL CHARGES	42135 FINANCE CHARGE
42089 RECREATION CHARGES	42136 SEPTAGE CHRGS
42115 PLANNING FEES	42137 SW DISPOSAL COUPONS
42130 SW ANNUAL FEE	42138 SW BIN SALES
42131 DISPOSAL FEES	42139 RECYCLING

42140 DROP OFF FEES
 42170 CD PROGRAM INCOME (ED)
 42189 OTHER HOME & COMM SERVICE
 42215 ELECTION EXPENSE
 42222 PARTICIPANT ASSESSMENTS
 42225 LOCAL REVENUE (FEDERAL)
 42226 SALE OF SUPPLIES
 42228 DATA PROCESSING
 42229 TELECOMMUNICATIONS
 42238 COMMUNITY COLLEGE CHRGS
 42260 SHERIFF OTHR GOVTS
 42268 DOG CONTROL
 42302 SNOW REMOVAL
 42372 PLANNING OTHR GOVTS
 42401 INTEREST & EARNINGS
 42410 RENTS
 42411 CD PROGRAM INCOME(HO)
 42450 COMMISSIONS
 42545 LICENSES
 42590 PERMITS
 42610 FINES, FORFEITURES, BAILS
 42611 FINES & PENALTIES

42615 STOP DWI FINES
 42625 FORFEITURE/STATE - RSTD
 42626 FORFEITURE/FEDERAL - RSTD
 42650 SALE OF SCRAP
 42652 SALE OF FOREST PRODUCTS
 42655 MINOR SALES, OTHER
 42660 SALE OF REAL PROPERTY
 42665 SALE OF EQUIPMENT
 42680 INSURANCE RECOVERIES
 42681 LEGAL SETTLEMENTS
 42701 REFUND OF PRIOR YR EXPENS
 42702 ATI PROGRAM
 42705 GIFTS & DONATIONS
 42706 DARE DONATIONS
 42710 PREMIUM ON OBLIGATIONS
 42770 OTHER MISCELL REVENUES
 42771 INTERDEPARTMENT REVENUE
 42773 SECURITY SYSTEM
 42797 OTHER LOCAL GOVT CONTRIBU
 42799 MISCELL LOCAL SOURCES
 42802 INTERFUND REV VEHICLE SER

Interfund Transf & Rev

42801 INTERFUND REVENUES
 42822 TRANSFER FROM COUNTY ROAD
 42899 INTERFUND REVENUES
 42966 TC3 PAYMENT
 42970 MENTAL HEALTH BUILDING
 42976 E 911
 45031 INTERFUND(A)
 45032 INTERFUND(CT)
 45033 INTERFUND(CL)
 45034 INTERFUND H

45035 INTERFUND (D)
 45036 INTERFUND(CD)
 45037 INTERFUND(DM)
 45039 TASC CONTRIBUTION
 45710 BONDS
 45730 BANS
 45731 BANS REDEEMED FROM APPROP
 45785 INSTAL PURCHASE DEBT
 45791 04 REFUND BONDS ESCROW

Applied Rollover (Rev.)

41084 USE OF ROLLOVER

Applied Rollover (Exp.) [discontinued]

54999 ROLLOVER [discontinued]

Use of Fund Balance

42796 APPROPRIATED FUND BALANCE

Pending Leg. Initiatives

54624 PROJECT GRANTS

Over Target Request (OTR) and Amendment Tracking

This year marks the beginning of a new budget process initiative from County Administration, the Over Target Request (OTR) and Amendment Tracking document. This document was created to enhance transparency and accountability with respect to allocated funding for various departments and agencies. The current document outlines the status, outcome, and amount of appropriation expended to give further clarity to each OTR and Amendment from 2017 through 2019.

Since this is a new undertaking for County Administration, there are some aspects of the document that are a work in progress while we fine-tune our process. As we continue to work on some of the technical details, there may be some accidental omissions of specific OTRs. We anticipate and look forward to a more automated and comprehensive system in the years to come.

County Administration is exceedingly grateful for the assistance and support from the departments and agencies that participated in assembling these records.

DeptName	Year	Description	OTR Type Requested	OTR Type as Adopted	Current Status	Outcome	Appropriation Gross Adopted Expenditure	Net Amount Adopted
Assessment Department	2017	Increase hours of Administrative Assistant Level I from 35 to 40	TARGET	TARGET	Complete	All employees are at 40 hours	5,691	5,691
		Purchase/Implement Digital Sketch Program	ONE TIME	ONE TIME	Complete	Developed by department	95,000	95,000
		RPTL 520 Data Base (Enables mandated purging of exemptions upon sale/prorata re-levy)	ONE TIME	ONE TIME	Complete	Developed by department	7,000	7,000
	2017 Total						107,691	107,691
	2018	New Real Property Appraiser	TARGET	TARGET	Complete	Kept us at the minimal level of employees (based upon current employees, we are about 2.5 FTE's short of where we should be but because of the people and experience they bring, we are good with the current staffing members at 12.5 FTEs)	89,061	89,061
	2018 Total						89,061	89,061
Assessment Department Total	2019	Replace Jeep Liberty with EV	ONE TIME	ONE TIME	Started		5,000	0
			ROLLOVER	ROLLOVER	Started		15,000	0
	2019 Total						20,000	0
	Total						216,752	196,752
Assigned Counsel	2017	Addition of an Admin. Asst III (20hrs/wk) due to volume anticipated with higher eligibility levels	TARGET	TARGET	Ongoing		32,974	0
	2017 Total						32,974	0
	2018	Attorneys Fees	ONE TIME	ONE TIME	Used last year	Covered overage in mandate.	100,000	100,000
	2018 Total						100,000	100,000
Assigned Counsel Total						132,974	100,000	
Board of Elections	2017	Election Inspector pay increase from \$10/hour to \$12/hour	TARGET	TARGET	Ongoing	Inspectors were pleased with pay increase. They had worked for many years without one.	8,430	8,430
		Computer replacement	ROLLOVER	ROLLOVER	Complete	We were able to replace old computers in the office with newer, faster ones to complete work more efficiently.	4,380	0
	2017 Total						12,810	8,430
	2018	Potential Federal Primary	ROLLOVER	ROLLOVER	Complete	We had the federal primary.	20,000	0
		Make Senior Voting Techs Full-Time	ROLLOVER	ROLLOVER	Complete	Senior Voting Techs were available to work more hours to cover the busy election year we had. There was either an election or preparations for another election coming up every month in 2018.	52,778	0
		Extra Technician Help	ROLLOVER	ROLLOVER	Complete	Voting Machine Techs were used even more than we had anticipated in preparing for three very busy countywide elections.	7,468	0
Board of Elections Total	2018	Additional Training	ROLLOVER	ROLLOVER	Complete	We were able to send Sr Voting Machine Tech to bi-annual conference to learn more about new voting machines coming out in future years and get more hands on experience.	5,000	0
	2018 Total						85,246	0
	2019	Voting Machine Replacement	ROLLOVER	ROLLOVER	Ongoing	We are in the process of purchasing new voting machines to use at our early voting poll sites, a new state mandate.	19,880	0
	2019 Total						19,880	0
Total						117,936	8,430	
Child Development Council	2019	Funding to Improve Child Care Options	ONE TIME	ONE TIME	Ongoing	Person hired	50,000	50,000
	2019 Total						50,000	50,000

DeptName	Year	Description	OTR Type Requested	OTR Type as Adopted	Current Status	Outcome	Appropriation Gross Adopted Expenditure	Appropriation Net Amount Adopted
Child Development Council Total							50,000	50,000
Contingent Fund	2017	Implementation of Energy & ED Task Force Recommendations, including Navigator program	TARGET	ONE TIME	Not started	Park Foundation grant did not come through	50,000	50,000
		Targeted Planning Department Projects to implement Housing Strategy	TARGET	ONE TIME	Underway		30,000	30,000
		Funding for Development & Implementation of Transitional Housing Plan	TARGET	ONE TIME	Complete	Various upgrades to housing services	50,000	50,000
		Reduce Contingent Fund (to realize Pension Savings)	TARGET	TARGET	Complete	Reduced 2017 levy	-230,000	-230,000
	2017 Total						-100,000	-100,000
	2018	Ongoing Parks Planning with City of Ithaca Sequential Intercept Mapping Project (Re-Entry)	ONE TIME	ONE TIME	Not started	No voucher from city	10,000	10,000
		Cover anticipated costs of additional Board-outs	TARGET	ONE TIME	Completed in 2019	Project funded with grant in 2019, good participation in mapping session, implementation ongoing.	22,000	22,000
		Funding for Child Development Council to improve Childcare Options in Tompkins Co.	TARGET	ONE TIME	Not needed	Board-outs down; funds not needed.	300,000	300,000
		Cover unanticipated cost of Board-Outs	TARGET	ONE TIME	Ongoing	Person hired	50,000	50,000
	2018 Total						382,000	382,000
	2019	AMENDMENT - Funding for Route 13 Traffic Study	ONE TIME	ONE TIME	Not needed so far	Board-outs down; funds not needed so far.	300,000	300,000
		AMENDMENT - Resource Coordinator for M.H. Court	ONE TIME	ONE TIME	Underway		200,000	200,000
		AMENDMENT - CCETC Space Expansion	ONE TIME	ONE TIME	Ongoing	Position filled, coordinator working	50,000	50,000
		AMENDMENT - Increase support for Community Outreach Worker Program	ONE TIME	ONE TIME	Postponed		62,000	62,000
			ONE TIME	ONE TIME	Not started		25,000	25,000
	2019 Total						637,000	637,000
Contingent Fund Total							919,000	919,000
Cornell Cooperative Extension	2017	Coordination Effort for college and career readiness (3rd of 3 year program)	ONE TIME	ONE TIME	Ongoing	Generated several multi-organization grants for collective impact efforts totaling over a quarter million dollars. Program also resulted in several Cornell programs including Engaged Cornell channeling additional resources into the collective impact effort.	40,000	40,000
		Complete Ag District 2 Review Process (done every 8 years)	ONE TIME	ONE TIME	Complete	Plan Completed	2,500	2,500
		\$4,000 increase (from \$16,000 to \$20,000) for Ag & Farmland Protection Plan (1/2 FTE of Ag Educator)	TARGET	TARGET	Ongoing	Continuation of Farmland Protection; development of Open Farm Days and Legislative Tours	4,000	4,000
		Salary Adjustments for 4 positions (to retain Exempt status under FLSA)	TARGET	TARGET	Ongoing	Both the experienced staff and their exempt status retained	7,924	7,924
		Staff Development Initiative: Strengthening and Streamlining (2nd Yr)	ONE TIME	ONE TIME	Complete	OEM position developed; Reduction in Finance Staff time resulted in savings of over \$28,000/year	13,500	13,500
		Program assistance for Youth Development & Family/Community Development (1/2 FTE)	ONE TIME	ONE TIME	Complete	4-H Leadership able to secure new funding from grant writing. Overhead on grants was able to help cover portion of the program assistant the following year.	19,500	19,500
	2017 Total						87,424	87,424
	2018	Operations Manager Position	ONE TIME	ONE TIME	Ongoing	Position searched and hired. New hire then hired by Cornell at much higher salary. Consultants and temp position filled to achieve first year goals for the position.	30,000	30,000

DeptName	Year	Description	OTR Type Requested	OTR Type as Adopted	Current Status	Outcome	Appropriation Gross Adopted Expenditure	Appropriation Net Amount Adopted
Cornell Cooperative Extension	2018	Operations Manager Position	TARGET	TARGET	Ongoing	Position searched and hired. New hire then hired by Cornell at much higher salary. Consultants and temp position filled to achieve first year goals for the position.	30,000	30,000
		Restoration of Agric Leader position to Full Time	TARGET	TARGET	Ongoing	Position restored to full time	16,000	16,000
		Program Assitance for Youth Development and Family and Community	ONE TIME	ONE TIME	Complete	4-H Leadership able to secure new funding from grant writing. Overhead on grants was able to help cover portion of the program assistant the following year.	13,000	13,000
		Managing and Leveraging Interns	ONE TIME	ONE TIME	Ongoing	MSW, M Eng, M Nut, RDs Interns brought in (9 students total); students helped write more than 10 proposals including participating in the \$1 Million WT Grant Foundation grant for Opioid/Parenting work; one intern hired as regular CCE staff	14,200	14,200
		Funding for Energy Monitoring in County Buildings	ONE TIME	ONE TIME	Ongoing	Network partially installed (in the city and 6 towns). Real Time energy monitoring installed in 2030 District Buildings. Annual savings in those buildings nearing \$20,000/year. Real Time Energy Monitoring still needs to be installed in county buildings.	40,000	40,000
	2018 Total						143,200	143,200
	2019	4-H Acres Upgrades, Repairs	ONE TIME	ONE TIME	Complete in 2019	All scheduled improvements made; additional improvements proposed to be completed with remaining funds	96,000	96,000
		Managing and Leveraging Interns	ONE TIME	ONE TIME	Ongoing	MPH students added to the intern roster; Interns helped develop two new nutrition programs with funding in the county, with two more expected to be funded by end of year.	11,000	11,000
		Operations Effectiveness Manager Position	ONE TIME	ONE TIME	Ongoing	Position filled	30,000	30,000
		Program Assistance	ONE TIME	ONE TIME	Complete	Increased revenues generating enough overhead to maintain position in 2020	9,000	9,000
2019 Total						146,000	146,000	
Cornell Cooperative Extension Total						376,624	376,624	
County Administration	2017	Continuation of Support for City's Expanded Gorge Ranger Program	ONE TIME	ONE TIME	Discontinued	City discontinued Gorge Rangers program in 2017 and did not invoice County.	7,500	7,500
		Performance Measurement Project (Results Based Accountability)--1st of 3 Years	ONE TIME	ONE TIME	Ongoing	Program up and running partial year	52,890	52,890
	2017 Total						60,390	60,390
	2018	Funding 2018 Workplace Climate Survey	ONE TIME	ONE TIME	Complete	Survey conducted and initial results shared county-wide.	30,000	30,000
		Countywide Performance Measurement Project (Year two of three)	ONE TIME	ONE TIME	Ongoing	Additional County Depts participating in RBA.	53,162	53,162
		County Membership in STERPDB	TARGET	ONE TIME	Complete	1st Year experience seemed to suggest continued participation; OTR moved to Planning & Sustainability for 2019	10,000	10,000
	2018 Total						93,162	93,162
	2019	Consultant/Trainer for Climate Survey Action Implementation	ONE TIME	ONE TIME	No consultant needed	Deputy Co. Admin and Mgt Fellow providing leadership and staff support to implementation.	22,500	22,500
		Countywide Performance Measurement Project	ONE TIME	ONE TIME	Ongoing	RBA Rollout continues; bills still covered by prior year's residuals	24,300	24,300
		Engineering for Capital Planning and Space Needs	ONE TIME	ONE TIME	Not started	Not needed to date.	25,000	25,000
	Funding for Shared Plug-in Vehicle Purchase Support for City of Ithaca's Parks Planning	ROLLOVER	ROLLOVER	Pending	Vehicle purchase progress, August 2019	10,000	0	
	Target Funding for Criminal Justice Coordinator position	ONE TIME	ONE TIME	Not started	No voucher from City; projected abandoned?	10,000	10,000	
	AMENDMENT - Funding toward Chamber's "Live in Ithaca" Project	ONE TIME	ONE TIME	Ongoing	Elevated coordination among ATIs and other initiatives and community partners, Sequential Intercept Mapping, grants obtained.	114,572	114,572	
2019 Total				Completed	Campaign (website, magazine, etc.) launched	10,000	10,000	
						216,372	206,372	

DeptName	Year	Description	OTR Type Requested	OTR Type as Adopted	Current Status	Outcome	Appropriation Gross Adopted Expenditure	Appropriation Net Amount Adopted
County Administration Total							369,924	359,924
County Attorney	2017	Support expenses relating to CLE training requirements	TARGET	TARGET	Ongoing	Continuing education	1,000	1,000
	2017 Total						1,000	1,000
	2019	Increased funding for legal reference materials	TARGET	TARGET	Ongoing	Materials kept current	3,000	3,000
	2019 Total						3,000	3,000
County Attorney Total							4,000	4,000
County Clerk	2017	Continuation of Records Scanning Project	ONE TIME	ONE TIME	Complete	Scanning	50,000	50,000
	2017 Total						50,000	50,000
	2018	Challenge Scanning	ONE TIME	ONE TIME	Complete	Scanning	40,000	40,000
	2018 Total						40,000	40,000
	2019	Purchase New Mail Vehicle (PEV)	ONE TIME	ONE TIME	In-process	will be getting car	30,000	25,000
	2019 Total						30,000	25,000
County Clerk Total							120,000	115,000
County Historian	2017	Support for Bicentennial Celebration and Programming (3rd of 3 Yr)	ONE TIME	ONE TIME	Ongoing	Lapel pins, Historical markers, web tools, float, events, brochures, booklets, plays, t-shirts	25,000	25,000
	2017 Total						25,000	25,000
	2019	AMENDMENT - Funding for Recommendations from Historical Commission	TARGET	ONE TIME	Spending to begin late 2019, 2020	Historical Comm. meets, plans	5,000	5,000
	2019 Total						5,000	5,000
County Historian Total							30,000	30,000
County Office for the Aging	2017	Maintain living wage standard at Foodnet	TARGET	TARGET	Complete	Foodnet Meals on Wheels is and has been able to maintain their staff at the living wage as outlined by Alternatives Federal Credit Union.	10,043	10,043
	2017 Total						10,043	10,043
	2018	Rate Increase for Home Care Providers	TARGET	TARGET	Ongoing	COFA anticipated that Agencies would make greater usage of the incentives offered to them to upgrade the hourly wages to their respective aides. Unfortunately not all agencies are onboard with the pay upgrades because of the tracking and paperwork involved. The aides work in surrounding counties and the aides working with County clients are paid under different rates, ie Medicaid, Private etc. It should be mentioned that the request was also made to maintain an increase in rate and services to eligible individuals for non-medical in-home care.	20,000	20,000
	2018 Total						20,000	20,000
	2019	Increased WRAP Funding	ROLLOVER	ROLLOVER	Complete	COFA anticipates that this one-time funding which is going will be completely expended by end of year. Residential repair for older adults is continuing to be a pressing need.	11,662	0
	2019 Total						11,662	0
County Office for the Aging Total							41,705	30,043
District Attorney	2017	Computer Replacement Schedule Implementation	TARGET	ONE TIME	Complete	Some of the office staff and attorneys received new computers to replace the outdated existing ones.	3,840	3,840
	2017 Total						3,840	3,840

DeptName	Year	Description	OTR Type Requested	OTR Type as Adopted	Current Status	Outcome	Appropriation Gross Adopted Expenditure	Appropriation Net Amount Adopted
District Attorney	2018	Add Two Assistant District Attorneys	TARGET	TARGET	Complete as modified in approved 2018 budget. One assistant district attorney added to office staff.	Substantially greater engagement by the District Attorney's Office in Alternative to Incarceration programs including newly formed Wellness and Recovery Court. While the office remains understaffed compared to national standards, the addition provided some relief to the attorneys' caseloads which has allowed for them to focus more on each individual case.	97,513	97,513
District Attorney	2018 Total						97,513	97,513
District Attorney	Total						101,353	101,353
Emergency Response Department	2017	Build Administrative Assistant Position back to Full-Time	TARGET	TARGET	Complete	New Admin. Ass't.	27,651	27,651
		Ongoing AED maintenance, training, and replacement	TARGET	TARGET	Complete	Ann. Maint. Established	6,000	6,000
		Service contracts for new/upgraded communications and phone systems	TARGET	TARGET	Complete	Systems Implemented	62,864	62,864
Emergency Response Department	2017 Total						96,515	96,515
	2019	Department of Emergency Response Reorganization	TARGET	TARGET	Complete	Dept. Reorganization	66,220	66,220
Emergency Response Department	2019 Total						66,220	66,220
Emergency Response Department	Total						162,735	162,735
Facilities Department	2017	Maintenance vehicle (replaces a 9 year old pick-up truck)	ONE TIME	ONE TIME	Complete	Replaced maintenance vehicle	34,000	34,000
		HVAC Re-Commissioning (balancing) for all County Facilities	ONE TIME	ONE TIME	Ongoing	Improvements made at Old Jail	50,000	50,000
		Ceiling mounted projectors in Livesay and Old Jail Conference Rooms	ONE TIME	ONE TIME	Complete	Installed projectors	10,000	10,000
Facilities Department	2017 Total						94,000	94,000
	2018	Maintenance Vehicle	ONE TIME	ONE TIME	Complete	Replaced maintenance vehicle	36,000	36,000
Facilities Department	2018 Total						36,000	36,000
	2019	Maintenance Vehicle Replacement	ONE TIME	ONE TIME	Ongoing		65,000	65,000
		Tractor Replacement	ONE TIME	ONE TIME	Complete	Purchased new tractor	18,000	18,000
Facilities Department	2019 Total						83,000	83,000
Facilities Department	Total						213,000	213,000
Finance Department	2017	Succession planning (period of overlap) for Admin Asst 4	ONE TIME	ONE TIME	Complete	Employee was hired & trained	12,050	12,050
		Credit card payment system for property taxes	ONE TIME	ONE TIME	Complete	Completed at no cost	0	0
Finance Department	2017 Total						12,050	12,050
Finance Department	Total						12,050	12,050
Health Department	2017	Addition of 1/2 FTE Sanitarian in Environmental Health	TARGET	TARGET	Ongoing	One .5 FTE was increased to 1.0 FTE upon full retirement of employee.	38,768	29,421

DeptName	Year	Description	OTR Type Requested	OTR Type as Adopted	Current Status	Outcome	Appropriation Gross Adopted Expenditure	Appropriation Net Amount Adopted
Health	2017 Total						38,768	29,421
	2019	Ergonomic Assistance Pool	ONE TIME	ONE TIME	Ongoing	There was a late start getting the program rolled out. No requests received to date.	25,000	25,000
		Vehicle Replacement	ONE TIME	ONE TIME	Ordered		51,712	0
	2019 Total		ROLLOVER	ROLLOVER	Ordered		105,788	0
Health Department Total						182,500	25,000	
						221,268	54,421	
Highway Department	2017	Re-allocation of 50% of town snow plowing savings into Highway Materials	TARGET	TARGET	Complete	More roads were paved.	125,000	125,000
	2017 Total						125,000	125,000
Highway Department Total						125,000	125,000	
Highway Machinery	2017	Replace 2 wheel loaders and 1 excavator	ONE TIME	ONE TIME	Complete	Modern, Dependable, Safe equip was purchased	408,790	408,790
	2017 Total						408,790	408,790
	2018	Gradall	ONE TIME	ONE TIME	Complete	Modern, Dependable, Safe equip was purchased	290,000	290,000
		Road Side Mower/Tractor	ONE TIME	ONE TIME	Complete	Modern, Dependable, Safe equip was purchased	75,000	75,000
		Shared Storage Building	ONE TIME	ONE TIME	Complete	Modern, Dependable, Safe equip was purchased	50,000	50,000
	2018 Total						415,000	415,000
	2019	Broom Tractor Replacement	ONE TIME	ONE TIME	Complete	Modern, Dependable, Safe equip was purchased	51,000	35,000
	Roadside Mower Replacement	ONE TIME	ONE TIME	Complete	Modern, Dependable, Safe equip was purchased	135,000	125,000	
	Single Axle Dump Truck Replacement	ONE TIME	ONE TIME	Complete	Modern, Dependable, Safe equip was purchased	104,000	99,000	
	Tandem-axle Haul Truck Replacement	ONE TIME	ONE TIME	Complete	Modern, Dependable, Safe equip was purchased	161,000	146,000	
2019 Total						451,000	405,000	
Highway Machinery Total						1,274,790	1,228,790	
History Center in Tompkins County	2017	Continue support of bookkeeper/office manager shared with Historic Ithaca	TARGET	ONE TIME	Complete	Shared services	20,000	20,000
	2017 Total						20,000	20,000
	2018	Office Manager/Bookkeeper	ONE TIME	ONE TIME	Complete	Shared services	25,000	25,000
	2018 Total						25,000	25,000
	2019	Archival Basement Storage at 401 E. State Street	ONE TIME	ONE TIME	Ongoing	transition need	10,000	10,000
2019 Total						20,000	20,000	
History Center in Tompkins County Total						30,000	30,000	
						75,000	75,000	
Human Resources, Department of	2017	Implement Employee Reward and Recognition initiative	ROLLOVER	ROLLOVER	Complete	Reward and Recognition program has been implemented and is ongoing target funded. Funding covers annual picnic, employment anniversary commemorative gifts	10,000	0
		Create Human Resources Associate (via upgrade of vacant position) for recruitment, etc.	TARGET	TARGET	Ongoing	Position was created; currently vacant	77,449	77,449
		Continuation of 2016 training initiative	ONE TIME	ONE TIME	Complete	Funding was used to explore the sharing of training initiatives with other municipalities and to allow departments to attend training conferences	70,500	70,500

DeptName	Year	Description	OTR Type Requested	OTR Type as Adopted	Current Status	Outcome	Appropriation Gross Adopted Expenditure	Appropriation Net Amount Adopted
Human	2017 Total						157,949	147,949
	2018	Part time position request	TARGET	ONE TIME	Complete	Part time position of Employee Benefits Assistant was requested as target but created with one time funds to assess whether it was needed ongoing.	34,680	34,680
		Software, Office Equipment, Scanner	ONE TIME TARGET	ONE TIME TARGET	Complete	Items purchased, installed and in use by HR Staff	5,500	5,500
		Reward & Recognition	TARGET	TARGET	Ongoing	Reward and Recognition program piloted in prior year with rollover funds has been implemented and is ongoing with target funding	15,000	15,000
		New ID Badge Printer	ONE TIME	ONE TIME	Not started	It was determined that the current ID Badge Printer could be repaired at no cost, so the department opted not to purchase a new ID Badge Printer.	4,500	4,500
		Recruitment Funds	TARGET	ONE TIME	Complete	Funds used for high-level recruitments within the County as a trial program	15,000	15,000
		Training	TARGET	TARGET	Ongoing	Based on the previous year's one-time trial program, added the TCCOG Academy and TCCOG Supervising for Success Trainings as ongoing programs.	80,000	80,000
		Laserfiche Licenses	ONE TIME TARGET	ONE TIME TARGET	Complete	Acquired enough Laserfiche Licenses for HR Staff	5,476	5,476
			TARGET	TARGET	Ongoing	Ongoing maintenance of Laserfiche Licenses	800	800
	2018 Total						160,956	160,956
2019	Employee Benefits Assistant	TARGET	TARGET	Ongoing	Increased the hours of the Employee Benefits Assistant position to full-time as target funding	44,643	44,643	
	Personnel Assistant Trainee	ONE TIME	ONE TIME	Ongoing for 2 years	1st year of 2 year one time OTR to assist with the anticipated retirements within the department	64,877	64,877	
	Professional Services - Legal Retainer	TARGET	TARGET	Ongoing	Increase the legal retainer for counsel to assist with labor relations	24,000	24,000	
	Staff Overlap	ROLLOVER	ROLLOVER	Complete	Staff overlap to facilitate the retirement of Deputy Commissioner of Personnel	7,500	0	
	Talent Acquisition Fund (Recruitment)	TARGET	TARGET	Ongoing	Based on previous year's one-time OTR, target request to continue to pay for all high-level recruitments	15,000	15,000	
2019 Total						156,020	148,520	
Human Resources, Department of Total						474,925	457,425	
Human Rights, Office of	2019	OHR Relocation to Human Services Annex	ONE TIME	ONE TIME	Not started		50,000	50,000
		AMENDMENT - Funding for Conflict Coaching Services	ONE TIME	ONE TIME	Underutilized		5,000	5,000
		AMENDMENT - Affirmatively Furthering Fair Housing Program	ONE TIME	ONE TIME	Ongoing	Training sessions scheduled between August-Oct. Trainings involve COFA, DSS, Youth Services (27 Aug.); Housing Providers (26 Sept.); and Service Providers (3 Oct.). An annual public meeting focused on tenant rights will also be held on 3 Oct.	8,000	8,000
2019 Total						63,000	63,000	
Human Rights, Office of Total						63,000	63,000	
Human Services Coalition - Community Agencies	2017	Multi-Cultural Resource Ctr-\$7,000 increase for Director (to \$52,000) \$5,100 for PT admin staff pers	TARGET	TARGET	N/A		0	0
		Catholic Charities "A Place to Stay" initiative--supportive housing for 4 homeless women	ONE TIME	ONE TIME	Complete	Rental Subsidies	5,000	5,000
		Downtown Ithaca Children's Ctr - Frog Street pre-school curriculum	ONE TIME	ONE TIME	Complete	Purchased Curriculum	2,500	2,500
		Southside Community Center - program support pending possible new relationship with City	ONE TIME	ONE TIME	Complete	Chose not to come under the City umbrella.	10,000	10,000
		Funding to continue College Initiative program	TARGET	ONE TIME	Ongoing	There were 43 students enrolled in college in 2018 with 83% successfully completing the semester	70,000	70,000

DeptName	Year	Description	OTR Type Requested	OTR Type as Adopted	Current Status	Outcome	Appropriation Gross Adopted Expenditure	Appropriation Net Amount Adopted
Human Services Coalition -	2017	To support additional cost of rent (forced to move to a new location in 2016)	TARGET	TARGET	Completed	They successfully moved to a new space where they remain today.	7,200	7,200
		Funding to support 3% wage growth (additional 1% increase)	TARGET	TARGET	Not Funded	N/A	0	0
		Contingency for agencies for capacity building, program improvement or unexpected emergencies	ONE TIME	ONE TIME	Ongoing	Funds were provided to agencies for unexpected expenses.	25,000	25,000
	2017 Total						119,700	119,700
	2018	College Initiative Upstate	TARGET	ONE TIME	Ongoing	There were 43 students enrolled in college in 2018 with 83% successfully completing the semester	84,000	84,000
		Transitional Housing Plan	ONE TIME	ONE TIME	Ongoing	Funding for the Learning Web's Independent Youth Survey; to meet OCFS housing regulations; and for staffing to assist youth with remaining stably housed. Also \$300 in cameras for CCTT - this project is complete.	50,000	50,000
		Endeavor House Advisor	ONE TIME	ONE TIME	Completed	OAR used this funding to support an Endeavor House resident who provided building repairs and organization, focusing on physical property needs.	6,000	6,000
		Downtown Ithaca Childcare Center	ONE TIME	ONE TIME	Complete	7 more DSS subsidy eligible slots were made available.	16,422	16,422
		Ithaca Rescue Mission Friendship Center	ONE TIME	ONE TIME	Not started	The funding was to enable the Ithaca Rescue Mission to extend the Friendship Center hours to weekends. This did not happen and the contract was amended to eliminate this funding.	18,216	18,216
	2018 Total						226,295	226,295
Human Services Coalition - Community Agencies Total	2019	College Initiative Upstate	TARGET	ONE TIME	Ongoing	There were 43 students enrolled in college in 2018 with 83% successfully completing the semester	88,000	88,000
		Downtown Ithaca Children's Center	ONE TIME	ONE TIME	Complete	All OCFS requirements have been met. All necessary repairs to the property have been made.	55,000	55,000
		Housing Case Manager LawNY	TARGET	TARGET	Not Funded	N/A	0	0
		Parolee Case Manager	ONE TIME	ONE TIME	Ongoing	This is the second year of funding for the attorney who is working with formerly incarcerated on the reentry project	25,000	25,000
		Parolee/Housing Case Manager	TARGET	TARGET	Not Funded	N/A	0	0
		Transitional Housing Plan	ONE TIME	ONE TIME	Ongoing	For 2019, funding was awarded to St. John's Community Services for a part-time mental health worker and to LawNY to increase the hours of the attorney who is working on evictions.	50,000	50,000
		AMENDMENT: Additional Para-professional Staffing for LawNY	ONE TIME	ONE TIME	Ongoing	Person has been hired and has developed a caseload.	40,000	40,000
	2019 Total						308,000	308,000
							653,995	653,995
	Human Services Coalition of Tompkins County	2017	Replacement of HSC's computer server	ONE TIME	ONE TIME	Completed	The server was purchased in 2017 and installation was completed in 2018	3,000
2017 Total							3,000	3,000
2018		HSC Planning & Coord.	TARGET	TARGET	Ongoing	The funding has allowed for a full time Continuum of Care Coordinator	20,000	20,000
2018 Total							20,000	20,000

DeptName	Year	Description	OTR Type Requested	OTR Type as Adopted	Current Status	Outcome	Appropriation Gross Adopted Expenditure	Appropriation Net Amount Adopted
Human Services Coalition of	2019	AMENDMENT - Succession Support	ONE TIME	ONE TIME	Ongoing	\$3,000 was spent on the initial search. A new Director was not hired. The Board will repeat the search for 2020.	15,000	15,000
	2019 Total						15,000	15,000
Human Services Coalition of Tompkins County Total							38,000	38,000
Information Technology Services	2018	Project Assistant	ONE TIME	ONE TIME	Complete	Project Assistant to help with Contracts Management Scanning	7,700	7,700
		Annual Security Audit	TARGET	TARGET	Not started	Annual Security Audit was not started in 2018 due to a new and similar NYS BOE funded cyber security initiative. NYS project has expanded and ITS still pains to use professional services funds in 2020 to supplement.	15,000	15,000
		Funding for Travel & Training	TARGET	TARGET	Ongoing	Laserfiche Conference - Intro to software and classes for Kim Moore Systems Admin.	8,000	8,000
		Security awareness training & software	ONE TIME	ONE TIME	Complete	Implementation of software for employee security awareness training and spoof email campaigns	4,000	4,000
			TARGET	TARGET	Ongoing	Implementation of software for employee security awareness training and spoof email campaigns	6,000	6,000
	2018 Total						40,700	40,700
	2019	Increased costs for software maintenance	TARGET	TARGET	Ongoing	Annual hardware and software renewals for maintenance and subscription cost increases	38,904	38,904
Information Technology Services Total		Telcom/Programming/Administrator	ONE TIME	ONE TIME	Complete	ITS reorganization complete. Retired employee continues to work PT until end of year.	43,304	43,304
	2019 Total						82,208	82,208
Interfund Distribution							122,908	122,908
	2018	Fund addition of Part-time Administrative Coordinator in Workforce	TARGET	TARGET	Complete	General Fund contribution to Workforce Development Board increased	41,398	41,398
		Fund Increased County Share of Rent for One-Stop Career Center	TARGET	TARGET	Complete	General Fund contribution to Workforce NY Career Center increased	30,000	30,000
	2018 Total						71,398	71,398
	2019	AMENDMENT-Take Pension and Health Savings	TARGET	TARGET	Complete	Fringe funds reduced to reflect savings in pension and health insurance	-195,651	-195,651
Interfund Distribution Total	2019 Total						-195,651	-195,651
							-124,253	-124,253
Legislature & Clerk of the Legislature	2018	Additional Conference Expenses for New Legislators	ROLLOVER	ROLLOVER	Complete	Additional Legislators utilized funds; further shortfall experienced in 2019	2,500	0
		Purchase of computer equipment for Legislators	ROLLOVER	ROLLOVER	Complete	11 Legislators received a laptop	15,400	0
	2018 Total						17,900	0
	2019	Additional Conference Expenses for New Legislators	TARGET	TARGET	Complete	Additional Legislators utilized funds; further shortfall experienced in 2019	5,000	5,000
	2019 Total	AMENDMENT: Move Cayuga Lake Watershed Intermunicipal membership	TARGET	TARGET	Complete	Funds Transferred to Dept. of Plng. and Sustainability	-900	-900
						4,100	4,100	

DeptName	Year	Description	OTR Type Requested	OTR Type as Adopted	Current Status	Outcome	Appropriation Gross Adopted Expenditure	Appropriation Net Amount Adopted
Legislature & Clerk of the Legislature Total							22,000	4,100
Mental Health Department	2018	MHA Employee Salary Increase	TARGET	ONE TIME	Completed	TCMH able to include in budget without county funds	27,434	27,434
		MHA Peer Support Staff Salary Increase	TARGET	ONE TIME	Completed	TCMH able to include in budget without county funds	4,045	4,045
		Expanded Mental Health Staff for Jail Services	TARGET	TARGET	Ongoing	One of the two positions was transitioned to the Jail's target.	171,381	171,381
Mental Health Department Total	2018 Total						202,860	202,860
							202,860	202,860
Planning and Sustainability, Department of	2017	Continue Capital Reserve Fund for Natural, Scenic and Recreational Resource Protection (2nd of 3 Yr)	ONE TIME	ONE TIME	Complete	241 acres protected with three purchases	50,000	50,000
		Matching funds to develop Energy Focus Area plans & other items in 2020 Energy Strategy	ONE TIME	ONE TIME	Complete	Wind Feasibility Study completed; Dude Solutions populated software with three years of data and managed NYSEG accounts through 2018.	30,000	30,000
		Implementation of Energy & ED Task Force Recommendations, including Navigator program	TARGET	TARGET	Not started		0	0
		Unique Natural Areas (UNA) - Outreach to share results of 2016 UNA update	ONE TIME	ONE TIME	Complete	over 400 property owners contacted	2,000	2,000
	2017 Total						82,000	82,000
	2018	Housing Planner	ROLLOVER	ROLLOVER	Complete	computer and related equipment/furniture acquired	3,600	0
		Business Energy Navigator Program	TARGET	TARGET	Complete	Major Activities: Housing/Infrastructure Grant Program; Housing data summaries; Landlord engagement	93,627	93,627
		Energy Program Funds	ONE TIME	ONE TIME	Complete	Program launched	143,908	50,000
		Housing Program Funds	ROLLOVER	ROLLOVER	Complete	Energy Strategy updated	20,000	0
		UNA Update	ROLLOVER	ROLLOVER	Complete	Municipal and Developer trainings scheduled	20,000	0
		Stream Monitoring	ONE TIME	ONE TIME	Complete	revisions for 38 UNAs approved	5,000	5,000
		Natural, Scenic, and Recreational Resource Protection	TARGET	TARGET	Ongoing	CSI continued monitoring of streams in Tompkins County.	2,750	2,750
			ONE TIME	ONE TIME	Reserve acct		50,000	50,000
	2018 Total						338,885	201,377
	2019	Advisory Board Priorities	ONE TIME	ONE TIME	Ongoing		13,989	13,989
		Business Energy Navigator (aka Business YES)	ONE TIME	ONE TIME	Ongoing	Over 30 business contacts; 6 projects closed out to date	140,000	50,000
		Electric Vehicle Purchase	ONE TIME	ONE TIME	Bids Requested		12,250	0
			ROLLOVER	ROLLOVER	Bids Requested		23,550	0
		HABs 2019 Volunteer Surveillance	ONE TIME	ONE TIME	Complete		5,000	5,000
		Municipal Consultant Matching Fund - Affordable Housing	ROLLOVER	ROLLOVER	Complete	2 municipalities awarded grants	45,000	0
		Southern Tier & Membership Dues	ONE TIME	ONE TIME	Dues Paid		10,000	10,000
		AMENDMENT: Move Cayuga Lake Watershed Intermunicipal membership	TARGET	TARGET	Incomplete		900	900
		AMENDMENT - "Park Fund" for Grants to Towns & Villages	ONE TIME	ONE TIME	Complete	11 municipalities awarded grants	50,000	50,000
	2019 Total						300,689	129,889
Planning and Sustainability, Department of Total							721,574	413,266

DeptName	Year	Description	OTR Type Requested	OTR Type as Adopted	Current Status	Outcome	Appropriation	
							Gross Adopted Expenditure	Net Amount Adopted
Probation and Community Justice	2018	Appropriate Staffing Level for Increased Drug Court and EM Workload	TARGET	TARGET	Completed	Senior Probation Officer position filled	107,657	107,657
	2018 Total						107,657	107,657
	2019	Electronic Monitoring: Increased Usage	TARGET	TARGET	Ongoing	Reduced jail population	12,000	12,000
	2019 Total						12,000	12,000
Probation and Community Justice Total							119,657	119,657
Recycling and Materials Management, Department of	2018	Plug-In Hybrid additional cost	ONE TIME	ONE TIME	Incomplete	Vehicle not purchased	16,700	0
	2018 Total						16,700	0
Recycling and Materials Management, Department of Total							16,700	0
Rural Library Services	2017	Funding for purchase of new E-content and services, including Hoopla, Zinio and Overdrive	ONE TIME	ONE TIME	Complete	Funds used to purchase OverDrive titles that could be accessed by all library patrons in Tompkins County.	7,500	7,500
	2017 Total						7,500	7,500
	2019	AEDs/Narcan and Training for Rural Libraries	ONE TIME	ONE TIME	Complete	All rural libraries have AED machines and have been trained in CPR	14,700	14,700
	2019 Total						14,700	14,700
Rural Library Services Total						22,200	22,200	
Sheriff's Office	2017	Funding to cover S.W.A.T. Program participation expenses	TARGET	TARGET	Not Approved	N/A	0	0
		Replacement of 16-year old desks in Civil Office	ONE TIME	ONE TIME	Complete	Purchased	20,000	20,000
		Increase funding for Premium Pay - O.T. paid Deputies working Regular Day Off	TARGET	TARGET	Not Approved	N/A	0	0
		Replace 10-year old recording equipment in CID	TARGET	ONE TIME	Complete	Purchased	8,000	8,000
		Replacement of bulletproof vests	ONE TIME	ONE TIME	Complete	Purchased	40,000	40,000
		Internal Durable Equipment for Patrol Cars	ONE TIME	ONE TIME	Complete	Purchased	10,000	10,000
		Computer replacement (to begin 3-4 year replacement cycle)	ONE TIME	ONE TIME	Complete	Purchased	5,368	5,368
		AMENDMENT: Funding for Part-Time Sheriff's Deputy to manage body camera system	TARGET	TARGET	Ongoing	Ongoing	44,796	44,796
	2017 Total						128,164	128,164
	2018	Patrol Rifles Replacement Schedule	TARGET	TARGET	Ongoing	Ongoing	3,400	3,400
	Portable Radio Replacement	TARGET	TARGET	Ongoing	Ongoing	14,500	14,500	
	OffenderWatch Service Contract	TARGET	TARGET	Ongoing	Ongoing	7,000	7,000	
	Additional Civil Account/Permit Clerk	TARGET	TARGET	Not Approved	N/A	0	0	
	Security Glass	ONE TIME	ONE TIME	Not Approved	N/A	0	0	
	Contribution to Critical Incident and Negotiating Team	TARGET	TARGET	Ongoing	Ongoing	12,000	12,000	

DeptName	Year	Description	OTR Type Requested	OTR Type as Adopted	Current Status	Outcome	Appropriation Gross Adopted Expenditure	Net Amount Adopted
Sheriff's Office	2018	Initial Issue Part time Deputies	TARGET	TARGET	Ongoing		5,200	5,200
	2018 Total						42,100	42,100
	2019	Annual Support of STOP DWI Activities in DA Office	ONE TIME	ONE TIME	Complete	Positions in D.A.'s office formerly supported by DWI fine revenues, covered by reserves.	83,490	83,490
		BOCES School Resource Officer	ONE TIME	ONE TIME	Not Approved	N/A	0	0
Sheriff's Office Total	2019 Total					83,490	83,490	
						253,754	253,754	
Sheriff's Office - Jail	2017	Addition of 2 CO's to reduce overtime and ensure adequate staffing	TARGET	TARGET	Ongoing		57,636	57,636
		Equipment replacement (washer & dryer and kitchen appliances)	ONE TIME	ONE TIME	Complete	Purchased	84,000	84,000
		Increase Funding for Corrections Officers' Overtime	TARGET	TARGET	Not Funded	Not Funded	0	0
		Increase funding for Premium Pay - O.T. paid C.O.s working Regular Day Off	TARGET	TARGET	Not Funded	Not Funded	0	0
		Funding to cover increases in cost of Inmate Medicine (Mandate)	TARGET	TARGET	Not Funded	Not Funded	0	0
		Funding to cover increases in cost of Inmate Medical Treatment (Mandate)	TARGET	TARGET	Not Funded	Not Funded	0	0
		Funding to cover increases in Boarding of Inmates (Mandate)	TARGET	TARGET	Not Funded	Not Funded	0	0
		Funding for Civil Service Physical and Mental Health Pre-Employment Evaluations	TARGET	TARGET	Complete	Ongoing	5,000	5,000
		Computer replacement (to begin 3-4 year replacement cycle)	ONE TIME	ONE TIME	Complete	Purchased	4,392	4,392
	2017 Total						151,028	151,028
	2018	Additional Nurse	TARGET	TARGET	Ongoing	Ongoing	88,647	88,647
		Initial Issue of Uniforms for new Part-time C.O.s	TARGET	TARGET	Ongoing	Ongoing	3,966	3,966
	2018 Total						92,613	92,613
2019	Support Plan for Additional Sallyport Licenses	TARGET	TARGET	Ongoing	Ongoing	1,850	1,850	
2019 Total						1,850	1,850	
Sheriff's Office - Jail Total						245,491	245,491	
Social Services Department	2017	Added cost to purchase electric vs. gas powered vehicles	TARGET	ONE TIME	Complete	Chevy Volts purchased	25,000	8,375
		AMENDMENT: Additional Funding for Child Development Council to further their mission	TARGET	ONE TIME	Complete	CDC paid	10,000	10,000
	2017 Total						35,000	18,375
	2018	STHP program expansion	ONE TIME	ONE TIME	Complete	TCA paid	42,000	42,000
		Health and Safety Grants for Prospective Registered Day Care Providers	ONE TIME	ONE TIME	Complete	CDC paid	10,000	10,000
		Make 5 replacement hybrid fleet vehicles 'plug-ins'	ONE TIME	ONE TIME	Not Done	Purchased Gas-Electric hybrids instead	25,000	9,625
	Fatherhood Initiative	ONE TIME	ONE TIME	Ongoing	Participating fathers successfully engaged with Family Treatment Court	28,000	10,640	
2018 Total						105,000	72,265	
2019	STHP Program - Local Expansion	ONE TIME	ONE TIME	Ongoing	TCA contract executed	42,000	42,000	
	AMENDMENT--Decrease RTA Pass-Through	TARGET	TARGET	Completed	Completed	-335,872	0	
	AMENDMENT--Additional Safety Net Costs of Homeless Services	TARGET	TARGET	Completed	Completed	348,695	247,573	

DeptName	Year	Description	OTR Type Requested	OTR Type as Adopted	Current Status		Outcome	Appropriation	
					Completed	Completed		Gross Adopted Expenditure	Net Amount Adopted
Social Services Department	2019	AMENDMENT-Additional Administrative Costs of Homeless Services	TARGET	TARGET		Completed		76,420	57,315
Social Services Department	2019 Total							131,243	346,888
Social Services Department								271,243	437,528
Social Services Department	2019 Total								
Soil & Water Conservation District	2017	Support 35% of staff salary formerly paid by State grant (FOLLOW/PA) funds	TARGET	TARGET		Ongoing	This funding has allowed us to re-allocate funding for the Resource Conservation Specialist off of grant funding that is intended for implementation. As a result we have been able to utilize the grant funding in a better way to stabilize a stream bank along Trumbulls Coreners Road in the Town of Enfield (~1,000 feet), and design/implement a streambank stabilization project in the Town of Lansing along Salmon Creek (~1,500 feet)	30,000	30,000
Soil & Water Conservation District		Establish a revolving fund to support grant-supported projects while awaiting grant funds	ONE TIME	ONE TIME		Ongoing	This has been used to pay for project expenses the District incurs as a result of state grant reimbursement procedures. It allows the District a comfortable cash flow cushion throughout the year that gets reimbursed to the Finance Department every January.	0	0
Soil & Water Conservation District	2017 Total							30,000	30,000
Soil & Water Conservation District	2018	stream stabilization design engineer	ONE TIME	ONE TIME		Ongoing		50,000	50,000
Soil & Water Conservation District		Computer upgrades	ONE TIME	ONE TIME		Complete		10,000	10,000
Soil & Water Conservation District		upgrade vehicles	ONE TIME	ONE TIME		Ongoing		50,000	50,000
Soil & Water Conservation District	2018 Total							110,000	110,000
Soil & Water Conservation District								140,000	140,000
Tompkins Community Action	2018	HVAC Upgrade / Roof Repair	ONE TIME	ONE TIME		Complete	Replaced HVAC with energy efficient warranteed system; eliminating ongoing maintenance costs and creating utility cost savings. Additionally, with a new roof no more leaking through light fixtures!	100,000	100,000
Tompkins Community Action	2018 Total							100,000	100,000
Tompkins Community Action	2019	Training and Community Space - Amici House	ONE TIME	ONE TIME		Complete	The community and training spaces are accessed daily as well as community specialist meeting space.	65,000	65,000
Tompkins Community Action	2019 Total							65,000	65,000
Tompkins Community Action								165,000	165,000
Tompkins Consolidated Area Transit	2017	Request to maintain 2016 Partner Share funding level	TARGET	ONE TIME		Complete	One-time increase to funding for TCAT	50,000	50,000
Tompkins Consolidated Area Transit	2017 Total							50,000	50,000
Tompkins Consolidated Area Transit	2018	Requesting \$50K in Target Funding	TARGET	TARGET		Complete	Target increase to base funding for TCAT	50,000	50,000
Tompkins Consolidated Area Transit	2018 Total							50,000	50,000
Tompkins Consolidated Area Transit	2019	AMENDMENT - Increase Funding for TCAT	TARGET	TARGET		Complete	Target increase to base funding for TCAT	73,000	73,000
Tompkins Consolidated Area Transit	2019 Total							73,000	73,000
Tompkins Consolidated Area Transit								173,000	173,000
Tompkins Cortland Community College	2019	AMENDMENT - Funding for Business Intelligence/Data Analytics Project	ONE TIME	ONE TIME		Ongoing	Project Underway	110,000	110,000
Tompkins Cortland Community College	2019 Total							110,000	110,000

DeptName	Year	Description	OTR Type Requested	OTR Type as Adopted	Current Status	Outcome	Appropriation Gross Adopted Expenditure	Appropriation Net Amount Adopted
Tompkins Cortland Community College Total							110,000	110,000
Tompkins County Public Library	2017	Funds for the addition of a Technology Librarian	TARGET	TARGET	Complete	Position filled and new computer lab staffed and available to the public	41,207	41,207
		Funding for the addition of a Library Clerk	TARGET	TARGET	Not Funded		0	0
		Funding to replace tables for Borg Warner Room	ONE TIME	ONE TIME	Complete	Public better served by new adaptable tables	15,500	15,500
		Replacement of public use computers	ONE TIME	ONE TIME	Complete	Computers & server replaced. Public access improved.	30,000	30,000
	2017 Total						86,707	86,707
	2018	Maintenance of Effort	TARGET	TARGET	Complete	Current operations sustained and budget balanced	23,000	23,000
		Youth Services Librarian	TARGET	TARGET	Complete	Elementary school school aged services improved and programming increased.	65,286	65,286
		Replace Aging Staff Computers	ONE TIME	ONE TIME	Complete	Staff computers & server replaced. Updated equipment improved staff efficiency and accessibility.	36,000	36,000
		Baby Board Books Shelving	ONE TIME	ONE TIME	Complete	Board books displayed & more accessibility to library users. Collection reconfigured.	10,000	10,000
	2018 Total						134,286	134,286
	2019	Meeting Library Priorities	TARGET	TARGET	Complete	Current operations sustained. Improved staffing structure.	25,000	25,000
		Pilot Project - Removing barriers to access	ONE TIME	ONE TIME	Withdrawn	TCPD continuing effort to improve access utilizing private donations.	0	0
		Transition to 5yr Computer Replacement Cycle	TARGET	TARGET	Complete	Catalog computers and other strategic replacements	10,125	10,125
	2019 Total						35,125	35,125
Tompkins County Public Library Total							256,118	256,118
Transportation Planning	2018	Funding for Gadabout Technology Project	ONE TIME	ONE TIME	Completed in 2019	Gadabout ITS RFP published on 8/1/19	3,571	3,571
	2018 Total						3,571	3,571
Transportation Planning Total							3,571	3,571
Unallocated Revenues	2017	INCREASE SALES TAX REVENUE ESTIMATE	TARGET	TARGET	Complete	Sales tax estimate increased. Property tax levy decreased.	0	-100,000
	2017 Total						0	-100,000
	2019	AMENDMENT - Increase Budgeted Sales Tax Estimate	TARGET	TARGET	Complete	Sales tax estimate increased. Property tax levy decreased.	0	-150,000
	2019 Total						0	-150,000
Unallocated Revenues Total							0	-250,000
Weights & Measures Department	2017	Create a full-time W & M Inspector	ONE TIME	ONE TIME	Completed		1,900	1,900
	2017 Total						43,456	43,456
	2018	Full time Inspector	TARGET	TARGET	Not started		45,356	45,356
	2018 Total						0	0
	2019	Increase the Inspectors position to full time	ONE TIME	ONE TIME	Completed		38,130	38,130
	2019 Total						38,130	38,130

DeptName	Year	Description	OTR Type Requested	OTR Type as Adopted	Current Status	Outcome	Appropriation Gross Adopted Expenditure	Appropriation Net Amount Adopted
Weights & Measures Department Total							83,486	83,486
Workforce Development Board	2017	Increase contract with County Youth Svcs to provide program monitoring	TARGET	TARGET	Complete	County Youth Services is conducting our youth program monitoring, providing technical assistance to our youth program providers and convening local youth employment programs to educate them regarding best practices	14,688	14,688
	2017 Total						14,688	14,688
	2018	Add Part-Time Administrative Coordinator	TARGET	TARGET	Not started	We have had challenges finding suitable part-time talent for this position.	41,398	0
	2018 Total						41,398	0
Workforce Development Board Total							56,086	14,688
Workforce NY Career Center	2018	Funding to Cover Large Drop in NYS Contribution to Rent	TARGET	TARGET	Ongoing		30,000	0
	2018 Total						30,000	0
Workforce NY Career Center Total							30,000	0
Youth Services Department	2017	Provide training to funding partners to increase program outcomes (and more)	ROLLOVER	ROLLOVER	Ongoing (trainings); completed (chairs purchased, 40th Anniversary celebration, 40 caring adults recognition)	6 new office desk chairs purchased for staff; 13 trainings offered with 275+ participants; One Caring Adult Campaign, 40 caring adults recognized; 40th Anniversary celebration.	23,000	0
		2% increase for agencies funded by Youth Services	TARGET	TARGET	Ongoing	MOE, COLA increase passed onto each funded program & municipality; help covering increasing costs; no reductions to staff or # of youth to be served	12,859	12,859
		Additional agency funding, including program expansion for new Outing program	TARGET	ONE TIME	Completed	Funds allocated to the Outings Program to provide the Pathfinders Program component throughout ICSD; 137 youth served.	10,000	10,000
	2017 Total						45,859	22,859
	2018	Cost of Living Adjustment of 2%	TARGET	TARGET	Ongoing	MOE, COLA increase passed onto each funded program & municipality; help covering increasing costs; no reductions to staff or # of youth to be served	13,117	13,117
		Replacement of Electronic Equipment	ROLLOVER	ROLLOVER	Completed	1 laptop, 7 desk top computers, and 1 printer purchased	7,200	0
		Youth Worker Training Program	TARGET	TARGET	Ongoing	11 trainings offered, serving 370 participants	10,000	10,000
		Tompkins County Youth Survey	ROLLOVER	ROLLOVER	Ongoing	survey issued to 3,703 students in grades 7-12 in TC	3,000	0
		Achieving Youth Results Mini Grants	TARGET	ONE TIME	Ongoing	8 programs or projects received AYR funding; serving 590 youth	20,000	20,000
	2018 Total						53,317	43,117
	2019	Achieving Youth Results Pitch Program	ROLLOVER	ROLLOVER	Ongoing	9 programs or projects received AYR funding; AYR 2.0: community rollout, strategic planning sessions, and additional mini-grants to be awarded towards forwarding the updated indicators (Fall '19).	20,000	0
		COLA for Contractors of Youth Services	TARGET	TARGET	Ongoing	MOE, COLA increase passed onto each funded program & municipality; help covering increasing costs; no reductions to staff or # of youth to be served	13,379	13,379
		Structural Support and System Sustainability	TARGET	TARGET	Ongoing	Danby Program Manager was able to increase to 35 hours/week; increased programming, 3 programs/week and special programs on 2 weekends per month, outreach to West Danby area. Town matched funds (\$5,000). Asst Rural Youth Coordinator was hired as of March (\$45,000) providing structural support to the Coordinator and program overall.	50,000	50,000

DeptName	Year	Description	OTR Type Requested	OTR Type as Adopted	Current Status	Outcome	Appropriation Gross Adopted Expenditure	Appropriation Net Amount Adopted
Youth Services Department Total	2019 Total						83,379 182,555	63,379 129,355
Youth Services Recreation Partnership	2017	Rec Partnership request for 5.9% increase (3.9% add'l over 2% agency increase)	TARGET	TARGET	Ongoing	3.9% MOE increase, able to continue to provide programming at similar level as 2016. Other partners also contributed an additional \$2,561/ea.	10,244	2,561
Youth Services Recreation Partnership Total	2017 Total						10,244 10,244	2,561 2,561
Grand Total							8,878,225	7,899,832

This page intentionally left blank.

Airport

Program Summary

Commercial Airline Operations

Type of Program DM

Provides scheduled air service to/from local community.

	<u>2019</u>	<u>2020</u>
Expenditures	1,909,932	2,073,401
Revenues	1,909,932	2,073,041
Net Local	0	0
FTE	10.5	10.5

General Aviation (Private and Corporate) Operations

Type of Program DM

Provides access to and from the community for private and corporate aircraft operations.

	<u>2019</u>	<u>2020</u>
Expenditures	1,288,402	1,403,677
Revenues	1,288,402	1,403,677
Net Local	0	0
FTE	4.5	4.5

Board of Elections

Program Summary

Elections

Type of Program MM

Conduct/Certify Elections County-Wide (Village, Town, County, State, and National).

	<u>2019</u>	<u>2020</u>
Expenditures	858,640	1,256,331
Revenues	79,800	221,664
Net Local	761,804	1,034,667
FTE	7.15	9.95

County Administration

Program Summary

County Compliance Program (including Administrative Policy Manual) **Type of Program DD**

To ensure appropriate, consistent, and well-considered conduct across all organizational divisions and levels of County government.

To sustain a strong and consistent culture of statutory, regulatory and ethical compliance throughout County government by administering a proactive County-wide agenda, integrating best practice and legal and compliance requirements that support all areas of County operations to improve monitoring systems and internal controls, identify and mitigate risk, and demonstrate transparency.

	<u>2019</u>	<u>2020</u>
Expenditures	146,954	144,080
Revenues	0	0
Net Local	146,954	144,080
FTE	1.25	1.25

Budget Coordination **Type of Program MD**

To align available financial resources with programmatic priorities established by the Legislature.

	<u>2019</u>	<u>2020</u>
Expenditures	172,148	187,292
Revenues	0	0
Net Local	172,148	187,292
FTE	1.3	1.45

Contracts Coordination **Type of Program DM**

To ensure that all County contracts for goods and services are consistent with law, regulation, and policy and maintained in a manner that allows for audit and inspection.

	<u>2019</u>	<u>2020</u>
Expenditures	103,450	110,221
Revenues	15,373	15,680
Net Local	88,077	110,221
FTE	1.00	1.2

Performance Measurement **Type of Program DD**

To objectively understand how well the County is doing in reaching the intended outcomes of its major programs, and to use the insights gained as a way to continually improve performance.

	<u>2019</u>	<u>2020</u>
Expenditures	137,476	126,818
Revenues	0	0
Net Local	137,476	126,818
FTE	0.78	0.78

Public Information Media

Type of Program DD

To enable residents to be aware of, and engaged in, the activities of their County government by televising all meetings of the full County Legislature and providing audio and video transcripts of those meetings via the internet.

	<u>2019</u>	<u>2020</u>
Expenditures	51,977	53,992
Revenues	0	0
Net Local	51,977	53,992
FTE	0.1	0.1

Public Information Office

Type of Program DD

To enable residents to be aware of, and engaged in, the activities of their County government.

	<u>2019</u>	<u>2020</u>
Expenditures	117,165	124,329
Revenues	0	0
Net Local	117,165	124,329
FTE	1.09	1.19

Risk Management

Type of Program DM

To minimize the risk and cost of injury or accidents associated with county facilities or activities and to ensure the County maintains adequate cash reserves and insurance coverage to manage the financial consequences when accidents, injuries, or property damages do occur.

	<u>2019</u>	<u>2020</u>
Expenditures	50,344	58,097
Revenues	0	0
Net Local	50,344	58,097
FTE	0.46	.51

Special Projects

Type of Program DD

To provide central support including stakeholder engagement, project management, strategic planning, and implementation support for high-level, high-priority projects and strategic initiatives that cross departmental lines or that have organization wide or community wide impact.

	<u>2019</u>	<u>2020</u>
Expenditures	319,702	470,133
Revenues	0	0
Net Local	319,702	470,133
FTE	1.797	3.15

To ensure policies and programs authorized by the County Legislature are delivered efficiently and effectively by County departments and agencies, and that feedback from departments to the Legislature is clear and open, ensuring responsive policy development by the Legislature.

	<u>2019</u>	<u>2020</u>
Expenditures	205,275	208,180
Revenues	10,000	0
Net Local	195,275	208,180
FTE	1.22	1.37

County Attorney

Program Summary

County Attorney's Office

Type of Program DM

Legal Advisor of the County government and departments. Diminish County liability. The County Attorney's Office also performs important functions such as collections, annual tax foreclosure, handles personnel issues, grievances and lawsuits.

	<u>2019</u>	<u>2020</u>
Expenditures	337,197	372,983
Revenues	43,615	44,228
Net Local	293,582	328,755
FTE	2.34	2.34

Family Court Work by County Attorney's Office

Type of Program MM

Presentation of Juvenile delinquency and Persons in Need of Supervision cases in Family Court , Adult Support viol, violations of probation. Purpose is to increase public safety, juvenile accountability and family access to services, victim representation, financial support for dependents.

	<u>2019</u>	<u>2020</u>
Expenditures	129,105	113,926
Revenues	0	0
Net Local	129,105	113,926
FTE	.66	.66

County Office for the Aging

Program Summary

Administration and Planning

Type of Program DM

To provide a coordinated and comprehensive system of services for older adults, including assessing need, planning services, and maintaining the infrastructure and support for all of Office for the Aging's programs and subcontracts.

	<u>2019</u>	<u>2020</u>
Expenditures	470,876	435,065
Revenues	244,142	192,975
Net Local	226,734	242,090
FTE	4.68	4.58

Caregiver Services

Type of Program DM

To provide supportive services to caregivers of older adults.

	<u>2019</u>	<u>2020</u>
Expenditures	101,540	99,052
Revenues	86,529	78,866
Net Local	15,011	20,186
FTE	0.66	0.59

Congregate Meal Program

Type of Program DM

To provide hot nutritious noontime meals five days per week to older adults at various locations in the County.

	<u>2019</u>	<u>2020</u>
Expenditures	162,659	163,059
Revenues	108,760	109,377
Net Local	53,899	53,682
FTE		

Expanded In-Home Services for the Elderly Program

Type of Program DM

To provide assessment, case management and ongoing in-home aide services for frail older adults who meet financial and functional requirements.

	<u>2019</u>	<u>2020</u>
Expenditures	439,165	476,627
Revenues	204,844	242,156
Net Local	234,321	234,471
FTE		

Health Insurance Information Counseling and Assistance

Type of Program DM

To counsel older adults on health insurance issues, including Medicare, Medicare Advantage, Medicaid, EPIC, QMB, SLMB, QI1 and private insurance.

	<u>2019</u>	<u>2020</u>
Expenditures	68,860	56,520
Revenues	63,544	47,097
Net Local	5,316	9,423
FTE	0.57	0.33

Home Delivered Meal Program (Meals on Wheels)

Type of Program DM

To prepare and deliver hot nutritious noontime meals to the homes of frail older adults who are unable to shop, cook, or prepare meals for themselves.

	<u>2019</u>	<u>2020</u>
Expenditures	676,940	711,290
Revenues	374,538	408,889
Net Local	302,402	302,401
FTE		

Home Energy Assistance Program (HEAP)

Type of Program DM

To assist older adults (age 60+) and people receiving SSI/SSD with applications for home energy assistance.

	<u>2019</u>	<u>2020</u>
Expenditures	59,814	60,293
Revenues	40,459	42,620
Net Local	19,355	17,673
FTE	0.99	1.02

Information, Referral and Counseling

Type of Program DM

To provide objective unbiased information about the array of programs and services available for older adults in Tompkins County over the phone, in person, via the web, through printed material, and through community outreach events. Individuals needing more in-depth information are counseled about various options available for care.

	<u>2019</u>	<u>2020</u>
Expenditures	195,166	253,542
Revenues	158,466	202,356
Net Local	36,700	51,186
FTE	2.2	2.71

Legal Services

Type of Program DM

To provide legal assistance, referral, and representation in civil matters to Tompkins County older adults.

	<u>2019</u>	<u>2020</u>
Expenditures	5,359	5,359
Revenues	5,359	5,359
Net Local	0	0
FTE	0	0

Long Term Care Ombudsman Program

Type of Program DM

To advocate for the health, safety, welfare, and civil rights of people living in nursing homes and adult care facilities in Tompkins, Schuyler and Chemung Counties.

	<u>2019</u>	<u>2020</u>
Expenditures	161,977	149,900
Revenues	118,256	113,782
Net Local	43,721	36,118
FTE	2.0	2.0

Small Home Repair Program

Type of Program DM

To assist older adults in Tompkins County make small repairs to their homes through subcontract with Ithaca Neighborhood Housing Services.

	<u>2019</u>	<u>2020</u>
Expenditures	25,000	59,717
Revenues	25,000	25,000
Net Local	0	34,717
FTE		

Northside/Southside Program

Type of Program DM

To offer services and activities targeted to African American older adults traditionally living in the Northside and Southside neighborhoods of the City of Ithaca.

	<u>2019</u>	<u>2020</u>
Expenditures	9,603	9,603
Revenues	9,603	9,603
Net Local	0	0
FTE		

Personal Emergency Response Service (PERS)

Type of Program DM

To provide medical alert service to frail elders and other vulnerable individuals at risk of falling or other medical emergency.

	<u>2019</u>	<u>2020</u>
Expenditures	63,582	80,531
Revenues	40,373	56,950
Net Local	23,209	23,581
FTE	0.99	1.2

Project CARE/Friendly Visiting Program

Type of Program DM

To match and coordinate volunteers who regularly visit the homes of frail, isolated, or homebound senior citizens to relieve social isolation, and if needed, assist with light housekeeping, chores, and respite for caregivers.

	<u>2019</u>	<u>2020</u>
Expenditures	11,124	30,340
Revenues	7,409	21,251
Net Local	3,715	9,089
FTE	0.28	0.39

Senior Circle Newsletter

Type of Program DM

To provide a regular source of information about issues, programs and services of significance to older adults in Tompkins County.

	<u>2019</u>	<u>2020</u>
Expenditures	10,823	10,823
Revenues	10,823	10,823
Net Local	0	0
FTE		

SAIL (Stay Active and Independent for Life) Program

Type of Program DM

To promote health, exercise, and social engagement among Tompkins County older adults. This program encourages individuals to create their own playbook for aging well. In this program, individuals set goals for positive actions in many aspects of their lives such as exercise, nutrition, finances, advance care planning, community engagement, and healthy relationships.

	<u>2019</u>	<u>2020</u>
Expenditures	4,449	5,078
Revenues	4,449	5,078
Net Local	0	0
FTE		

The Registry Program

Type of Program DM

To provide seniors who need in-home assistance with referrals for independent caregivers.

	<u>2019</u>	<u>2020</u>
Expenditures	10,753	10,753
Revenues	10,753	10,753
Net Local	0	0
FTE		

To provide transportation services for older adults through subcontract with Gadabout.

	<u>2019</u>	<u>2020</u>
Expenditures	5,600	5,600
Revenues	5,600	5,600
Net Local	0	0
FTE		

Weatherization Referral and Packaging Program (WRAP)

To provide energy- related repairs to the homes of low-income seniors, and to assist seniors in applying for additional funding for health and safety related repairs. This entails procuring estimates from contractors and sequencing multiple repairs. During home visits, the WRAP Coordinator completes applications for additional services of the Office for the Aging or other providers as needed.

	<u>2019</u>	<u>2020</u>
Expenditures	62,499	0
Revenues	7,490	0
Net Local	54,559	0
FTE	0.45	

Emergency Response Department

Program Summary

Emergency Communications Systems

Type of Program DD

Provides the radio communications systems, E911 network systems, and related infrastructure for the receipt, transmission, and on-going voice and electronic communications between the public and emergency responders. Coordination of emergency resources at all levels of Tompkins County and local governments.

	<u>2019</u>	<u>2020</u>
Expenditures	1,898,374	2,083,532
Revenues	1,440,592	1,342,000
Net Local	457,782	741,532
FTE	2.4	2.4

Emergency Response Coordination

Type of Program DD

Coordination of fire, emergency medical services, and emergency management activities within the jurisdiction. Administration of state and federal training programs and compliance with the National Incident Management System; eligibility for a variety of federally and state- supported funding streams and grants relies upon this non-mandated program.

	<u>2019</u>	<u>2020</u>
Expenditures	368,858	624,780
Revenues	46,580	45,147
Net Local	322,278	579,608
FTE	3.7	5.2

Public Safety Answering Point/E-911

Type of Program DD

Dispatching operations for public safety. Provides tactical coordination and communications between dispatched responders.

	<u>2019</u>	<u>2020</u>
Expenditures	2,017,340	2,243,298
Revenues	190,000	190,000
Net Local	1,827,340	2,053,298
FTE	24.4	24.4

Facilities Department

Program Summary

Administration - Operations

Type of Program DM

To provide administrative services (financial, managerial, purchasing, contract administration, human resources, recordkeeping, payroll, training, cost accounting, etc.) to support all Facilities Division programs. Provide Tompkins County employees, the public, and taxpayers with quality facilities and services consisting of the most efficient, cost effective, and timely methods available in the operation and maintenance of all County owned physical facilities.

	<u>2019</u>	<u>2020</u>
Expenditures	228,995	260,799
Revenues	0	0
Net Local	228,995	260,799
 FTE	 2	 2

Capital Program Management Engineering/Construction

Type of Program DM

The planning, development, and implementation of the County Capital Program as it relates to the construction, alteration, demolition, and repair of all County facilities. Provides engineering, and related engineering services, including preparation of plans and specifications for County facilities, and supervises the design and construction of all capital facilities projects. Provides for the maintenance of County engineering records related to facilities.

	<u>2019</u>	<u>2020</u>
Expenditures	117,556	220,107
Revenues	0	0
Net Local	117,556	220,107
 FTE	 0.7	 1.6

Cleaning Operations

Type of Program MD

To maintain County buildings in a clean and sanitary condition.

	<u>2019</u>	<u>2020</u>
Expenditures	1,217,381	1,269,469
Revenues	26,001	27,187
Net Local	1,191,380	1,242,282
 FTE	 19.875	 19.875

Code Compliance

Type of Program MD

To assure that County facilities are in compliance with New York State Building Codes and Property Maintenance Codes.

	<u>2019</u>	<u>2020</u>
Expenditures	15,305	27,137
Revenues	0	0
Net Local	15,305	27,137
 FTE	 0.1 FTE and Consultants	 0.2 FTE and Consultants

Debt Service for Energy Efficiency

Type of Program DD

Debt services payments for energy efficiency projects completed in 2005 and 2006 at 13 County facilities as part of an Energy Performance contract with Johnson Controls, Inc. The energy savings are used to pay the debt service.

	<u>2019</u>	<u>2020</u>
Expenditures	315,074	183,536
Revenues	28,500	28,500
Net Local	286,574	155,036
FTE		

Deferred Maintenance

Type of Program DM

Program to address facility condition deficiencies by replacing or upgrading major building systems or components that have exceeded their service life.

	<u>2019</u>	<u>2020</u>
Expenditures	0	1,100,000
Revenues	0	0
Net Local	0	1,100,000
FTE	Use Consultants & Contractors	Use Consultants & Contractors

Facilities Maintenance/Repair

Type of Program MD

To operate and maintain County facilities in good repair and structurally sound.

	<u>2019</u>	<u>2020</u>
Expenditures	1,222,347	1,258,645
Revenues	22,792	14,373
Net Local	1,199,555	1,244,272
FTE	9.5	9.5

Grounds Keeping/ Landscaping

Type of Program DD

To maintain County grounds (lawns, trees, and plantings) in accordance with normally accepted standards.

	<u>2019</u>	<u>2020</u>
Expenditures	12,300	17,260
Revenues	0	0
Net Local	12,300	17,260
FTE	0.625	0.625

Indoor Air Quality / Environmental Testing & Mitigation/

Type of Program DM

To conduct environmental testing and mitigation in response to indoor air quality and environmental issues. Also, conduct assessments/studies/inspections in response to workplace safety hazards.

	<u>2019</u>	<u>2020</u>
Expenditures	16,010	15,182
Revenues	0	0
Net Local	16,010	15,182
FTE	0.1 and Consultants 0.1 and Consultants	

Pest management

Type of Program DM

To maintain facilities free from rodent and insect infestation, and grounds free from weeds.

	<u>2019</u>	<u>2020</u>
Expenditures	5,887	5,862
Revenues	0	0
Net Local	5,887	5,862
FTE	Outsourced Outsourced	

Property Insurance

Type of Program MD

Payment of property damage insurance and boiler insurance premiums for County properties.

	<u>2019</u>	<u>2020</u>
Expenditures	120,000	15,200
Revenues	0	0
Net Local	120,000	152,000
FTE	0 0	

Rents

Type of Program MD

Payment of rents for County leased properties (DMV, Assigned Counsel, Human Rights, Board of Elections Storage, and HSB parking).

	<u>2019</u>	<u>2020</u>
Expenditures	183,000	183,667
Revenues	0	0
Net Local	183,000	183,667
FTE	0 0	

Snow & Ice Removal Operations

Type of Program MD

To maintain County parking lots, sidewalks, and entrances free of snow and ice, and safe for vehicles and pedestrians.

	<u>2019</u>	<u>2020</u>
Expenditures	27,971	18,921
Revenues	0	0
Net Local	27,971	18,921
FTE	0.2 + Overtime 0.2 + Overtime	

Specialty Cleaning Operations

Type of Program DD

Provides specialty cleaning operations requiring outside contractors such as carpet cleaning, upholstery cleaning, waxing floors, window washing, etc.

	<u>2019</u>	<u>2020</u>
Expenditures	0	0
Revenues	0	0
Net Local	0	0
FTE	Outsourced	Outsourced

Utilities

Type of Program MD

Payment of hydroelectric, electric, natural gas, and water utilities for County facilities. Also includes payment of improvement taxes for certain facilities, and stormwater and sidewalk assessment fees for all County facilities located in the City of Ithaca. Also includes Solar Liberty annual solar equipment lease payments for installations on 7 County buildings.

	<u>2019</u>	<u>2020</u>
Expenditures	834,300	821,300
Revenues	0	0
Net Local	834,300	821,300
FTE	0	0

Workplace Violence Prevention Control Measures

Type of Program MD

Implementation of engineering control measures at County facilities as required by the New York State Workplace Violence Prevention Act for Public Employees.

	<u>2019</u>	<u>2020</u>
Expenditures	43,010	43,182
Revenues	0	0
Net Local	43,010	43,182
FTE	0.1 FTE and Consultants	0.1 FTE and Consultants

Finance Department

Program Summary

Accounting & Fiscal Control

Type of Program DD

County Charter, NYSGML require the maintenance of financial records in accordance with generally accepted accounting principles. Furthermore the chief fiscal officer is required to submit an annual report to NYS and coordinate an audit of such financial records. The department is responsible for assuring that all expenditures of public resources are for a valid public purpose.

	<u>2019</u>	<u>2020</u>
Expenditures	621,138	654,500
Revenues	34,060	34,957
Net Local	587,078	619,543
FTE	5.4	5.6

Payroll & Benefit Management

Type of Program DD

Accounting and fiscal management of payroll function.

	<u>2019</u>	<u>2020</u>
Expenditures	268,737	283,662
Revenues	67,950	69,740
Net Local	200,787	213,922
FTE	2.4	2.4

Purchasing

Type of Program DD

Securing goods and services required for operations of County. This activity includes solicitation of quotations and formal bids as required by NYGML.

	<u>2019</u>	<u>2020</u>
Expenditures	134,191	141,644
Revenues	0	0
Net Local	134,191	141,644
FTE	1.25	1.25

Treasury

Type of Program DD

County Charter , NYS GML requires the Chief Fiscal Officer to collect, have custody of, deposit, and disburse all fees and revenues necessary to support operations. The office is also responsible for enforcement of provisions of Real Property Tax Law.

	<u>2019</u>	<u>2020</u>
Expenditures	398,778	420,924
Revenues	276,955	284,249
Net Local	121,823	136,675
FTE	3.75	3.75

Human Resources, Department of

Program Summary

Human Resources Programs- Recruitment

Type of Program DM

To strengthen the strategic human resources focus of the department in order to become more of a strategic business partner in the success of organizational objectives. Literature supports that HR Departments positively impact an organization in a number of ways, including the bottom line, through: recruitment of a diverse and highly qualified talent pool; performance management; development and retention of high performing employees; employee satisfaction; and reduction of risk and liability related to compliance with labor laws and other employment practices, and much more. Certain aspects of a Human Resources Program are mandated by various Federal and State laws, and others are discretionary.

	<u>2019</u>	<u>2020</u>
Expenditures	296,881	0
Revenues	0	0
Net Local	296,881	0
FTE	2.75	

Civil Service Administration

Type of Program MM

Payroll Certification, Employee Tracking (Roster Cards), Position Control, Examinations, Application Processing, discipline/grievance/arbitration issues and actions, labor relations/contract negotiations, and diversity initiatives.

	<u>2019</u>	<u>2020</u>
Expenditures	521,888	551,782
Revenues	0	0
Net Local	521,888	551,782
FTE	5.00	5.00

Human Resources

Type of Program MD

Employee Benefit Administration - Administer the Health Insurance, Worker's Compensation, Disability, Flex Benefits, and Retirement benefits.

Training - To provide a centralized training program for Tompkins County.

Recruitment - Recruitment of a divers and highly qualified talent pool for Tompkins County.

Human Resources - Workplace Investigations, Discipline, Labor Relations, Employee Satisfaction, Engagement and Retention, Performance Management, Labor Law Compliance, Budget, Reward and Recognition, Policy Development

	<u>2019</u>	<u>2020</u>
Expenditures	0	744,196
Revenues	0	0
Net Local	0	744,196
FTE		5.00

Health Insurance, Worker's Compensation, Disability, Flex Benefits, and Retirement.

	<u>2019</u>	<u>2020</u>
Expenditures	118,753	0
Revenues	0	0
Net Local	118,753	0
FTE	1.75	

Training

Type of Program DD

To provide a centralized training program for Tompkins County.

	<u>2019</u>	<u>2020</u>
Expenditures	203,905	0
Revenues	0	0
Net Local	203,905	0
FTE	0.25	

Human Rights, Office of

Program Summary

Preventing Unlawful Discrimination

Type of Program MD

The mission of the Office of Human Rights (OHR) is to work toward the elimination and prevention of unlawful discrimination and to develop and facilitate County-wide programs that increase awareness of human rights and social justice ideals. Toward these ends, OHR provides resources and support for individuals to file human rights complaints directly with the NYSDHR. OHR is laying the groundwork to advance greater collaboration, partnership, and dialogue with Legislators; human service agencies; local, state and federal stakeholders; regional higher education institutions; nonprofit organizations; realtors and landlords. OHR programs include the annual K-12 Human Rights Arts Competition; reading and discussion groups; and co-sponsorship of local programs and outreach that protect and promote human rights in Tompkins County.

	<u>2019</u>	<u>2020</u>
Expenditures	331,422	334,762
Revenues	0	0
Net Local	331,422	334,762
FTE	3 FTEs	3 FTEs

Ithaca-Tompkins Co. Transportation Council

Program Summary

Data Management

Type of Program MD

To implement data collections, analysis and maintenance activities. Most of these tasks are ongoing in nature unless specified otherwise.

	<u>2019</u>	<u>2020</u>
Expenditures	62,550	99,354
Revenues	62,550	99,354
Net Local	0	0
FTE	0.85	0.85

Implementation Planning and Programming

Type of Program MD

To provide technical support to specific transportation planning and capital projects. A number of these tasks are ongoing in nature unless specified otherwise.

	<u>2019</u>	<u>2020</u>
Expenditures	124,609	189,775
Revenues	124,609	189,775
Net Local	0	0
FTE	1.4	1.4

Plan Appraisal

Type of Program MD

To implement activities that support the monitoring, revision, implementation and update of the 2035 Long Range Transportation Plan (LRTP) and its goals, sub-goals, and objectives, and other recommended actions. Most of these actions are ongoing in nature unless specified otherwise.

	<u>2019</u>	<u>2020</u>
Expenditures	54,807	79,096
Revenues	54,807	79,096
Net Local	0	0
FTE	0.55	0.55

Program Coordination

Type of Program MD

Facilitate the administrative tasks and financing associated with the general operation of the ITCTC/MPO. Most of these tasks are ongoing in nature unless specified otherwise.

	<u>2019</u>	<u>2020</u>
Expenditures	125,446	177,573
Revenues	125,446	177,573
Net Local	0	0
FTE	1.2	1.2

Legislature & Clerk of the Legislature

Program Summary

Tompkins County Legislature

Type of Program MD

The County Legislature is the Elective Governing body of the County and adopts an annual budget, local laws, resolutions, policies, and makes decisions to meet the needs of County residents and communities.

	<u>2019</u>	<u>2020</u>
Expenditures	481,877	481,877
Revenues	0	0
Net Local	481,877	493,621
FTE	14	14

Tompkins County Legislature, Clerk's Office

Type of Program MD

The Clerk processes and certifies the actions of the Legislature and performs the day-to-day administrative duties related to activities of the Legislature.

	<u>2019</u>	<u>2020</u>
Expenditures	338,557	432,899
Revenues	0	0
Net Local	338,557	432,899
FTE	3	3

Planning and Sustainability, Department of

Program Summary

Tourism Planning and Management

Type of Program DD

Promote the implementation of the Tompkins County Strategic Tourism Plan (2012) by providing professional planning support, pursuing and administering grants, and coordinating programs and projects.

	<u>2019</u>	<u>2020</u>
Expenditures	168,150	170,561
Revenues	168,150	170,561
Net Local	0	0
FTE	1.64	1.64

Support Activities

Type of Program DD

Undertake activities that support a variety of program areas within the Department and in the county as a whole, including administration of the Environmental Management Council, Planning Advisory Board, and Water Resources Council; maintaining data and maps on population, land use, housing, environment, community facilities, and infrastructure; and providing information to the public, municipalities, and other departments.

	<u>2019</u>	<u>2020</u>
Expenditures	147,696	145,385
Revenues	5,537	4,210
Net Local	142,159	141,175
FTE	1.32	1.37

Economy, Housing, and Transportation

Type of Program DM

The purpose of this program is to pursue the principles and policies identified in the Economy, Housing, and Transportation section of the 2015 Tompkins County Comprehensive Plan.

This program supports three principles of the Comprehensive Plan.

Tompkins County should be a place where: economic prosperity is accessible to all; housing is affordable, safe, energy efficient, and appealing; transportation choices are efficient, affordable, and healthy for people and the environment.

	<u>2019</u>	<u>2020</u>
Expenditures	292,773	288,507
Revenues	60,852	8,110
Net Local	231,921	280,397
FTE	2.24	2.19

The purpose of this program is to pursue the principles and policies identified in the Climate Change section of the 2015 Tompkins County Comprehensive Plan.

This program supports two principles of the Comprehensive Plan.

Tompkins County should be a place where: the energy system meets community needs without contributing additional greenhouse gases to the atmosphere; the entire community is prepared for the economic, environmental, and social impacts of climate change.

	<u>2019</u>	<u>2020</u>
Expenditures	336,590	278,279
Revenues	177,753	106,414
Net Local	158,837	171,865
FTE	1.77	1.94

Neighborhoods and Communities

The purpose of this program is to pursue the principles and policies identified in the Neighborhoods and Communities section of the 2015 Tompkins County Comprehensive Plan.

This program supports two principles of the Comprehensive Plan.

Tompkins County should be a place where: the built environment promotes healthy, safe, and active lifestyles; new development is focused in compact, walkable, mixed-use communities.

	<u>2019</u>	<u>2020</u>
Expenditures	81,723	79,930
Revenues	2,745	3,910
Net Local	78,978	76,020
FTE	0.69	0.69

Planning for County Property and Operations

This program provides professional planning services to the County government regarding its properties, facilities and operations. This may include support to activities of other County departments and agencies, including project management, issue research and analysis, and pursuing grant opportunities.

	<u>2019</u>	<u>2020</u>
Expenditures	192,275	216,513
Revenues	59,888	59,207
Net Local	132,387	157,306
FTE	1.02	1.22

The purpose of this program is two-fold: (1) to pursue the overarching principles identified in the 2015 Tompkins County Comprehensive Plan that are not addressed in other programs and (2) to annually monitor progress on implementing the Plan and to formally review the Plan every five years.

This program supports the three overarching principles of the Comprehensive Plan.

Tompkins County should be a place where: the needs of current and future generations are met without compromising the ecosystems upon which they depend; all levels of government work cooperatively to address regional issues; taxpayer dollars are invested in public infrastructure and facilities in the most efficient manner possible.

	<u>2019</u>	<u>2020</u>
Expenditures	186,149	100,635
Revenues	65,785	13,909
Net Local	120,364	86,726
FTE	1.01	0.74

The Environment

The purpose of this program is to pursue the principles and policies identified in the Environment section of the 2015 Tompkins County Comprehensive Plan.

This program supports two principles of the Comprehensive Plan.

Tompkins County should be a place where: natural features and working rural landscapes are preserved and enhanced; and water resources are clean, safe, and protected.

	<u>2019</u>	<u>2020</u>
Expenditures	176,509	124,546
Revenues	3,942	3,910
Net Local	172,567	120,636
FTE	1.00	0.90

Sheriff's Office

Program Summary

Civil/Records Division

Type of Program MD

The civil/records division handles a multitude of work for the Sheriff's Office; including the complete processing of civil papers, service of subpoenas, orders of protection and other court papers that need to be served. It also processes pistol permits, Sheriff's ID's, and provides clerical assistance for all divisions of the Sheriff's Office including filing and records management for Civil and Law Enforcement divisions and creating internal reports for management and administration. This division also is part of the administrative component agency wide.

	<u>2019</u>	<u>2020</u>
Expenditures	720,295	739,471
Revenues	114,500	114,500
Net Local	605,795	624,971
FTE	7	7

Law Enforcement

Type of Program DM

To keep the peace; respond to emergency calls and all calls from the public; investigate crime at all levels; and provide law enforcement awareness education and enforcement. The program involves interacting with the community to provide a high level of public safety for all.

	<u>2019</u>	<u>2020</u>
Expenditures	5,077,949	5,212,873
Revenues	389,000	364,600
Net Local	4,688,949	4,848,273
FTE	39.5	39.5

Transportation Planning

Program Summary

Transportation Planning

Type of Program DM

Transportation Planning oversees Federal and State Public Transportation Grant Management and County Mobility Management. Grant management is active oversight of the complete grant process from initiation to close-out. Staff develops and executes grant strategies. This is a multi-year process involving Federal Transit Administration (FTA), New York State Department of Transportation, subrecipients such as TCAT, Gadabout and others, and the County. It requires expertise in Federal and State regulations and active reporting and monitoring of subrecipients' compliance with the regulations. In 2018, FTA conducted a Triennial (3-year) Review of the County's compliance with Federal requirements. There were fifteen deficiencies, ten in procurement. As a result, the staff initiated a weekly oversight program of TCAT's procurement which will continue until the next review in 2021.

In 2018, the unit manages a multi-million dollar portfolio of 8 Federal Transit Administration (FTA) grants, 5 New York State Transit Grants and the State Transit Operating Assistance program (STOA). Additional responsibilities include: working with TCAT and other subrecipients to propose projects for the Ithaca-Tompkins County Transportation Council (I-TCTC)'s Transportation Improvement Plan (TIP) and State TIP. Planning involves consulting with I-TCTC, TCAT, Gadabout, City of Ithaca and local agencies, advocates, the public and the other parties on public transportation projects.

	<u>2019</u>	<u>2020</u>
Expenditures	750,502	0
Revenues	640,796	0
Net Local	109,706	0
FTE	1	1

Workforce NY Career Center

Program Summary

Tompkins Workforce New York - Administrative Services

Type of Program MD

Tompkins Workforce New York Career Center is a comprehensive system approach for accessing employment and training related services for businesses, job seekers, and workers in Tompkins County. This program area provides administrative support for all Tompkins Workforce New York collaborative programs and agencies, overall communication and coordination, oversight of all WIOA contracts, coordination of non-WIOA funding opportunities and projects, grant writing and collaboration, production of metrics and performance reports, attendance at local and community-wide meetings, and fiscal oversight and reports.

	<u>2019</u>	<u>2020</u>
Expenditures	43,941	85,714
Revenues	36,359	51,423
Net Local	7,582	34,291
FTE	.35	.35

Tompkins Workforce New York - Business Services 2019

Type of Program MD

Tompkins Workforce New York Career Center is a comprehensive system approach for accessing employment related services for businesses, job seekers and workers in Tompkins County. "Business Services" provide and assist local employers in meeting current and future workforce needs.

Listing of Business Services:

Computerized Job Seeker > Jobs Matching
 Job Bank - Job Postings
 Labor Market Information and Customized Recruiting
 Training and Training Funding
 Labor Law Interpretation
 Workforce Diversification Assistance
 Work Incentive and Subsidy Programs
 Layoff/Transition Assistance and WARN Rapid Response
 ADA and Benefits, Health and Safety Consultations

	<u>2019</u>	<u>2020</u>
Expenditures	64,554	68,527
Revenues	53,378	62,031
Net Local	11,176	6,496
FTE	0.7	0.7

Tompkins Workforce New York Career Center is a comprehensive system approach for accessing employment and training related services for businesses, job seekers, and workers in Tompkins County. "Job Seeker Services" provide information, resources and tools needed for a successful work search for Tompkins County job seekers, unemployed and under-employed individuals. The following services are currently provided by this program area:

- Career Center Resource Room (technology/computers, library, copier, fax, etc.)
- One-on-One Job Search Assistance
- Job Openings via Job Bank and Website: <http://newyork.us.jobs>
- Comprehensive Assessments, Career Counseling and Exploration
- Workshops and Job Training Opportunities
- Veterans Services
- Professional Networking Groups
- Job, Career and Recruitment Fairs and Community Events
- Youth; Worker Readiness, Employment and Educational Support
- Disability Services, Special Needs Assistance and Work Incentives

	<u>2019</u>	<u>2020</u>
Expenditures	558,408	361,741
Revenues	461,921	324,315
Net Local	96,487	37,426
FTE	6.1	4.1

Tompkins Workforce New York - Training Services 2019

Tompkins Workforce New York Career Center is a comprehensive system approach for accessing employment and training related services for businesses, job seekers, and workers in Tompkins County. "Training Services" include providing information, resources, assessments, assistance, case management and funding for education, training courses or certificates to upgrade skills and enhance employability. We have strong partnerships with local providers such as TC3, TC3.biz, TST BOCES, AFCU, etc. A universal population of Tompkins County is served however some funding streams have priority or eligibility requirements; veterans, individuals with disabilities, 55+ populations, low income families, displaced workers, students, at risk youths, and individuals impacted by closings.

	<u>2019</u>	<u>2020</u>
Expenditures	519,727	899,361
Revenues	519,727	861,314
Net Local	0	38,047
FTE	0	3.0

Animal Control - SPCA

Program Summary

Cat Spay/Neuter/Vaccination Program

Type of Program MD

The SPCA's Cat Spay/Neuter/Vaccination Program is a community collaboration between the SPCA, Tompkins County and its residents. This critical prevention program provides sterilization and New York State required rabies vaccination to two populations of cats in our community: feral or free-roaming cats and cats belonging to low income/income-qualified Tompkins County residents. Free-roaming cats are trapped by community members and transported to the SPCA for surgery. During surgery the cats are also vaccinated and ear tipped so that they can be identified as already altered. Income-qualified cat owners complete a program application and upon approval sign up for one of the SPCA's weekly Spay/Neuter Clinics.

	<u>2019</u>		<u>2020</u>	
	<u>County</u>	<u>Total</u>	<u>County</u>	<u>Total</u>
Expenditures	36,460	140,000	37,189	140,000
Revenues	0	103,540	0	102,811
Net Local	36,460	36,460	37,189	37,189
FTE	1.5		1.5	

Cornell Cooperative Extension

Program Summary

4-H Youth Development

Type of Program DD

The mission of the 4-H Youth Development Program is to connect youth to hands-on learning opportunities that help them to grow into competent, caring, and contributing members of society. The vision is a world in which youth and adults learn, grow, and work together as catalysts for positive change.

The 4-H Youth Development Program serves youth ages 5-21 through out of school time (OST) programs through multiple delivery methods including a) 4-H Clubs; b) 4-H Urban Outreach; c) Rural Youth Services; d) Primitive Pursuits; and youth horticulture programs linked with the Ithaca Children's Garden.

The 4-H Youth Development Program contributes to design, improvement and support of systems that promote development of ALL youth in the county with an overall goal of ensuring that every youth has the opportunity to achieve his or her potential. Our youth development programs work with more than 30% of the youth in Tompkins County.

	<u>2019</u>		<u>2020</u>	
	<u>County</u>	<u>Total</u>	<u>County</u>	<u>Total</u>
Expenditures	130,000	2,135,000	141,000	2,155,000
Revenues	0	2,005,000	0	2,014,000
Net Local	130,000	130,000	141,000	141,000
FTE	30.5 FTE + 37,900 hours of volunteer= 19 FTE		30.5 FTE + 37,900 hours of volunteer= 19 FTE	

Commercial Agriculture and Forestry

Type of Program MD

Increase profitability and sustainability of 550 Tompkins County farm enterprises that own one-third of the land in Tompkins County and contribute \$67 million in annual product sales. Promote local food production and marketing to yield at least \$20 million in retail sales.

Programming is expanding to forest land management and forest product marketing, including wood for wood pellet production and value-added products from maple syrup..

	<u>2019</u>		<u>2020</u>	
	<u>County</u>	<u>Total</u>	<u>County</u>	<u>Total</u>
Expenditures	114,000	591,000	121,000	591,000
Revenues	0	477,000	0	470,000
Net Local	114,000	114,000	121,000	121,000
FTE	6.5 FTE (part of 2 regional teams with 9 Ag specialists serving TC) +204		6.5 FTE (part of 2 regional teams with 9 Ag specialists serving	

Support Commercial Horticulture Economic Sector through Business Support and Consumer Education; enhance value of local residential and commercial property.

	<u>2019</u>		<u>2020</u>	
	<u>County</u>	<u>Total</u>	<u>County</u>	<u>Total</u>
Expenditures	52,000	277,000	53,000	298,000
Revenues	0	225,000	0	245,000
Net Local	52,000	52,000	53,000	53,000
FTE	3.75 FTE +265 vol; part of a regional network		3.75 FTE +265 vol; part of a regional network	

Community Beautification and Citizen Pruners

Enhance aesthetic appeal of Tompkins County to promote tourism and improve quality of life of Tompkins County residents.

Preserve the investment the City is making in trees through early training and pruning.

Engage volunteers in community service to stimulate pride in community and teach horticultural skills that may result in jobs or small business development.

	<u>2019</u>		<u>2020</u>	
	<u>County</u>	<u>Total</u>	<u>County</u>	<u>Total</u>
Expenditures	7,000	141,000	7,000	141,000
Revenues	0	134,000	0	134,000
Net Local	7,000	7,000	7,000	7,000
FTE	1.6 FTE + 90 volunteers; 3100 hours of volunteer time		1.6 FTE + 90 volunteers; 3100 hours of volunteer time	

Community Development

Support leadership and community development around targeted priority issues; programs and workshops on leadership development, strategic planning and communication skills, and networking support to help individuals and communities implement community-based initiatives to address issues identified by communities as critical or high priority. Works with people in re-entry, as well as policies development to improve outcomes for people in re-entry.

	<u>2019</u>		<u>2020</u>	
	<u>County</u>	<u>Total</u>	<u>County</u>	<u>Total</u>
Expenditures	38,000	217,000	39,000	218,000
Revenues	0	179,000	0	179,000
Net Local	38,000	38,000	39,000	39,000
FTE	2.5 FTE + 1700 volunteer hours		2.5 FTE + 1700 volunteer hours	

Consumer Education (Consumer Decision-Making and**Type of Program DD**

Develop smart consumers as last line of defense against numerous health and home hazards, as a way of helping low and middle income households cope with uncertain and volatile economic conditions and to promote the development of strong local businesses. Provides training on food safety that restaurants are required to do. Address lead and radon issues throughout the county.

	<u>2019</u>		<u>2020</u>	
	<u>County</u>	<u>Total</u>	<u>County</u>	<u>Total</u>
Expenditures	20,000	54,000	21,000	55,000
Revenues	0	34,000	0	34,000
Net Local	20,000	20,000	21,000	21,000
FTE	0.75+ 700 hours of volunteer time		0.75+ 700 hours of volunteer time	

Energy Efficiency and Renewable Energy**Type of Program DD**

Develop local energy efficiency and renewable energy economic sector; reduce energy usage; increase local renewable energy production.

	<u>2019</u>		<u>2020</u>	
	<u>County</u>	<u>Total</u>	<u>County</u>	<u>Total</u>
Expenditures	50,000	1,550,000	51,000	1,750,000
Revenues	0	1,500,000	0	1,699,000
Net Local	50,000	50,000	51,000	51,000
FTE	8.25 FTE + 150 volunteers		9.25 FTE + 150 volunteers	

Financial Management Education (Education on Consumer**Type of Program DD**

Develop financial literacy for all residents of county.

	<u>2019</u>		<u>2020</u>	
	<u>County</u>	<u>Total</u>	<u>County</u>	<u>Total</u>
Expenditures	20,000	48,000	21,000	49,000
Revenues	0	28,000	0	28,000
Net Local	20,000	20,000	21,000	21,000
FTE	1 FTE + 50 vol hrs		1 FTE + 50 vol hrs	

Govern, train, manage, and house Cornell Cooperative Extension of Tompkins County (CCETC).

	<u>2019</u>		<u>2020</u>	
	<u>County</u>	<u>Total</u>	<u>County</u>	<u>Total</u>
Expenditures	329,221	964,946	259,985	864,910
Revenues	0	635,725	0	605,925
Net Local	329,221	329,221	259,985	259,985
FTE	8.25 FTE + 2021 vol hours		8.25 FTE + 2021 vol hours	

Environmental Issues

Type of Program DD

Provide education, information and facilitation services related to hydrilla, water quality and other critical environmental issues facing Tompkins County.

	<u>2019</u>		<u>2020</u>	
	<u>County</u>	<u>Total</u>	<u>County</u>	<u>Total</u>
Expenditures	32,000	173,250	33,000	173,250
Revenues	0	141,250	0	140,250
Net Local	32,000	32,000	33,000	33,000
FTE	.5 FTE + 450 vol hrs		.5 FTE + 450 vol hrs	

Local Foods Program

Type of Program DD

Expand the variety, production, profitability, availability, access, appreciation and consumption of local foods.

	<u>2019</u>		<u>2020</u>	
	<u>County</u>	<u>Total</u>	<u>County</u>	<u>Total</u>
Expenditures	15,000	170,000	36,000	210,000
Revenues	0	155,000	0	174,000
Net Local	15,000	15,000	36,000	36,000
FTE	4.0 FTE + 510 vol hours		4.0 FTE + 510 vol hours	

Improve health and wellbeing of low-income households through improved nutritional intake.

	<u>2019</u>		<u>2020</u>	
	<u>County</u>	<u>Total</u>	<u>County</u>	<u>Total</u>
Expenditures	20,000	455,000	20,000	495,000
Revenues	0	435,000	0	475,000
Net Local	20,000	20,000	20,000	20,000
FTE	6 FTE		6 FTE	

Parenting Education and Family Support

Improve parents' knowledge and skills in raising children particularly for households in stressed conditions.

	<u>2019</u>		<u>2020</u>	
	<u>County</u>	<u>Total</u>	<u>County</u>	<u>Total</u>
Expenditures	35,000	227,000	36,000	256,000
Revenues	0	192,000	0	220,000
Net Local	35,000	35,000	36,000	36,000
FTE	2.75 FTE +1915 vol/intern hours		2.75 FTE +1915 vol/intern hours	

Home Compost Education

Reduce household and event costs for waste disposal; Reduce overall waste stream and support County's waste reduction effort.

	<u>2019</u>		<u>2020</u>	
	<u>County</u>	<u>Total</u>	<u>County</u>	<u>Total</u>
Expenditures	10,000	95,000	10,000	95,000
Revenues	0	85,000	0	85,000
Net Local	7,000	7,000	10,000	10,000
FTE	1 + 1,990 hours (=1 FTE) of volunteer time		1 + 1,990 hours (=1 FTE) of volunteer time	

Increase access to and use of affordable and sustainable transportation options.

	<u>2019</u>		<u>2020</u>	
	<u>County</u>	<u>Total</u>	<u>County</u>	<u>Total</u>
Expenditures	12,000	337,000	12,000	337,000
Revenues	0	325,000	0	325,000
Net Local	12,000	12,000	12,000	12,000
FTE	4 FTE + 2760 vol/intern hours		4 FTE + 2760 vol/intern hours	

History Center in Tompkins County

Program Summary

The History Center in Tompkins County

Type of Program MD

We are a local history education and research center that uses the tools of history to understand the past, gain perspective on the present, and play an informed role in shaping the future.

Our new location has provided us with a unique opportunity to enhance our programming, expand hours and explore new collaborations. We are already experiencing a high increase in foot traffic as compared to our former location.

	<u>2019</u>		<u>2020</u>	
	<u>County</u>	<u>Total</u>	<u>County</u>	<u>Total</u>
Expenditures	194,536	480,000	203,227	518,030
Revenues	0	285,464	0	314,803
Net Local	194,536	194,536	203,227	203,227
FTE	5.75		5.80	

Human Services Coalition - Community Agencies

Program Summary

Advocacy Center of Tompkins County

Type of Program MD

The mission of the Advocacy Center of Tompkins County is to prevent and reduce sexual and domestic abuse through supportive services and education in our community. The Advocacy Center provides services to victims of domestic violence, sexual assault and child sexual abuse. Our Advocates provide comprehensive crime victim and supportive services to these vulnerable youth and adults and their non-offending family members. The Advocacy Center is the only agency in Tompkins County that provides specialized services for victims of domestic and sexual violence. Through Client Services, we serve youth and adults impacted by domestic violence, sexual assault, and child sexual abuse in Tompkins County. Our Education Department provides outreach and prevention education for youth, community members, college students and professionals.

	<u>2019</u>		<u>2020</u>	
	<u>County</u>	<u>Total</u>	<u>County</u>	<u>Total</u>
Expenditures	53,860	1,355,190	63,000	1,397,866
Revenues	21,483	1,255,219	25,490	1,362,973
Net Local	32,377	32,377	37,510	37,510
FTE	16.6		16.6	

Alternatives Impact's Free Community Tax Preparation

Type of Program DD

The purpose of Alternatives Impact is to promote economic advancement for low-income households and underserved communities.

	<u>2019</u>		<u>2020</u>	
	<u>County</u>	<u>Total</u>	<u>County</u>	<u>Total</u>
Expenditures	24,276	138,038	24,276	148,974
Revenues	9,683	126,477	9,822	124,357
Net Local	14,593	14,593	14,454	14,454
FTE	1.1		1.2	

Recognizing that people deserve to live with dignity, Better Housing for Tompkins County, Inc. is dedicated to increasing sustainable, secure, and affordable housing options for rural residents through construction, education, and advocacy. The Tompkins County Home Repair program provides small or emergency home repairs to low-income seniors and disabled homeowners in every community in Tompkins County, except the City of Ithaca. Small repairs are defined as those up to \$5,000 in cost or up to 50 hours in labor to complete. These repairs are intended to enable residents to safely, and comfortably, age in place in their own homes. The TCHR program provides high quality, professional repair services at no cost for labor to the homeowner. The homeowner is expected to pay for the cost of materials. In the event that the participant is unable to afford the materials, BHTC is often able to pay for clients materials with other funds obtained by BHTC. The program prioritizes health and safety repairs, especially preventative measures that will reduce the incidence of falls and other accidents. Other priorities are the repair of small problems that, if left untreated, could grow into far more serious problems.

	<u>2019</u>		<u>2020</u>	
	<u>County</u>	<u>Total</u>	<u>County</u>	<u>Total</u>
Expenditures	49,955	95,628	51,454	116,914
Revenues	19,925	67,053	20,818	87,777
Net Local	30,030	30,030	30,636	30,636
FTE	1.3		1.75	

Cancer Resource Center of the Finger Lakes

The mission of the Cancer Resource Center of the Finger Lakes is to create and sustain a community of support for people living with and affected by cancer. In a phrase, they exist so that "no one has to face cancer alone."

	<u>2019</u>		<u>2020</u>	
	<u>County</u>	<u>Total</u>	<u>County</u>	<u>Total</u>
Expenditures	40,000	473,151	45,000	475,151
Revenues	15,954	452,239	18,207	446,992
Net Local	24,046	24,046	26,793	26,793
FTE	5.72		6.03	

The Samaritan Center provides urgent, short-term assistance to low-income families and individuals in immediate financial crisis, helping hundreds of individuals and households with one-time assistance to avoid disruption of gas and/or electric service. Samaritan Center also helps individuals keep their car on the road in order to maintain employment or help with a gas voucher to get to an interview or to a new job until a paycheck is received. We also help provide semester long bus passes to help someone get to college or a trade school to help build on their skills to be more marketable in the employment arena. The Samaritan Center has helped many families or individuals with a security deposit which helps prevent homelessness. There are many people who are in need of clothes and the Samaritan Center provides a clothing closet to help ensure that people have appropriate clothing for an interview, a job, daily wear and to stay warm in the winter. Our Samaritan Center Director has been able to help link individuals to resources that are available throughout Tompkins County. This has helped people receive the services that are needed and has helped prevent homelessness or those that are currently homeless to get to a safe place. We have also opened up a transitional home for single homeless, or about to be homeless women, to help them to become stable and get into their own home and obtain employment. Immigrant Services help to fill a gap in the community by helping Immigrants with some legal services, obtaining green cards or working toward US Citizenship. We also help with employment by working on resumes, interview skills, job seeking, contacting employers and filling out applications. We recently have been approved through the Office of New Americans to help Immigrants with obtaining citizenship, green cards but more important provide some free legal services. We will also provide workshops on issues like social security. Immigrant Services Program (ISP) provides comprehensive services for low-income immigrants residing in Tompkins County in order to better their integration into our community. We also provide job coaching to help immigrants obtain employment.

	<u>2019</u>		<u>2020</u>	
	<u>County</u>	<u>Total</u>	<u>County</u>	<u>Total</u>
Expenditures	90,000	509,663	91,800	463,540
Revenues	35,897	425,120	37,142	380,171
Net Local	54,103	54,103	54,658	54,658
FTE	6		6	

Community Dispute Resolution Center, Inc. (CDRC)

Type of Program MD

CDRC's mission is to Foster Constructive Responses to Conflict, through mediation, facilitation, education and training services. CDRC accomplishes its mission by: using the mediation process and mediation skills to facilitate communication between individuals and groups; educating people about conflict; teaching people to respond constructively to their own conflicts; training people to help others who are involved in conflict; partnering with organizations in the community to develop policies and programs that foster constructive responses to conflict; modeling an organization that welcomes differences, cares for the people who work with it, and deals with its own conflicts in constructive ways.

	<u>2019</u>		<u>2020</u>	
	<u>County</u>	<u>Total</u>	<u>County</u>	<u>Total</u>
Expenditures	41,000	177,113	41,820	204,367
Revenues	16,353	153,966	16,920	180,287
Net Local	24,647	24,647	24,900	24,900
FTE	3.9		4.06	

The Downtown Ithaca Children's Center (DICC) provides a creative and culturally diverse environment that fosters the emotional, social, and intellectual development of children. We achieve this goal when family, staff, and community collaborate and support each other. The continued tuition assistance program allow us to offer quality care and education to 50% of families impacted by poverty. This funding creates access and wellness for families who otherwise would not have choice, care, and work. They remain in the workforce while their children are in safe and quality environments for teaching and learning. In addition to this, we strive to deconstruct the negative stereotypes, statistics, and tracking associated with race, class, gender, ability, and language. We know and understand that when individuals who have been marginalized are empowered through their strengths and abilities, the entire community thrives. This program creates an asset mindset (respect and development) among those served and shifts from a deficit mindset (fix it) often stereotyped of people who are disenfranchised. Currently, families have demonstrated a 99% work sustainability rate of employment for at least 30 hours per week because of the ability to have this option for child care and education as well as agency and voice at DICC.

	<u>2019</u>		<u>2020</u>	
	<u>County</u>	<u>Total</u>	<u>County</u>	<u>Total</u>
Expenditures	186,352	1,137,381	131,352	1,397,320
Revenues	52,391	1,116,597	53,145	1,366,170
Net Local	133,961	133,961	78,207	78,207
FTE	23.25		26.9	

Tompkins County Food Distribution Network, including

The TCFDN's mission continues to strive to reduce and eliminate hunger and food insecurity within the borders of Tompkins County in providing quality food staples and health care supplies.

	<u>2019</u>		<u>2020</u>	
	<u>County</u>	<u>Total</u>	<u>County</u>	<u>Total</u>
Expenditures	55,000	71,900	55,000	55,115
Revenues	21,937	38,837	22,253	22,453
Net Local	33,063	33,063	32,747	32,747
FTE	0		0	

The Ithaca Health Alliance fulfills its mission to facilitate access to health care for all with a focus on the needs of the uninsured and under-insured by providing free integrated medical care and medically related support services through the operation of the Ithaca Free Clinic. The Free Clinic provides health care services to those members of our community who earn too much to be eligible for Medicaid, are too young to be eligible for Medicare, and do not earn nearly enough to afford the usable health insurance plans available through the ACA's Market Place. These are good people, stuck in a bad place. The Ithaca Free Clinic provides services for these individuals that they can find nowhere else. Founded in 1997, the Ithaca Health Alliance is celebrating 22 years of active service to our community. The Ithaca Free Clinic is now in its 13th year of operation. All health care services are provided by qualified and skilled community volunteers. All services are free to all members of our community who find themselves without health insurance coverage or access to healthcare.

	<u>2019</u>		<u>2020</u>	
	<u>County</u>	<u>Total</u>	<u>County</u>	<u>Total</u>
Expenditures	46,000	273,908	47,498	274,052
Revenues	18,347	210,422	19,217	238,267
Net Local	27,653	27,653	28,281	28,281
FTE	4		4	

Tompkins County Senior Citizen's Council, Inc. DBA

The mission of Lifelong is to enhance the lives of older adults in Tompkins County. Lifelong achieves its mission through the provision of several types of programming. We offer a variety of Health and Wellness Activities at Lifelong's downtown Ithaca location and throughout the County (various Ithaca locations, Brooktondale, Lansing, Trumansburg, Newfield). Lifelong Learning provides classes, workshops and presentations in a myriad of subject areas taught by volunteer teachers, professors and local experts. Our semester based catalog contains opportunities to learn about art and film, community, finance, gardening, political issues, health and wellness, languages, humanities and technology, to name a few. Lifelong manages two very important volunteer run programs; TCE, or Tax Counseling for the Elderly, offers free preparation of State and Federal Tax returns and HIICAP, or Health Insurance Information Counseling and Assistance Program, which provides assistance in unraveling the complex Medicare process. Both programs provide income support to area residents. Lifelong is the hub for a variety of active social groups including, but not limited to, book clubs, Mahjong, knitting, golf, plays, music, and vegan cooking. Our Northside Southside program offers social and cultural programming. Lifelong offers travel opportunities, civic engagement through volunteerism with our Volunteers Connected program and special events throughout the year.

	<u>2019</u>		<u>2020</u>	
	<u>County</u>	<u>Total</u>	<u>County</u>	<u>Total</u>
Expenditures	70,100	332,609	77,600	354,006
Revenues	27,960	290,469	31,397	315,303
Net Local	42,140	42,140	46,203	46,203
FTE	4.91		5.31	

The Multicultural Resource Center (MRC) engages in cultural and systemic transformation by building with our communities to eliminate barriers to racial justice, cultural dignity, equity and inclusion, and indigenous rights.

	<u>2019</u>		<u>2020</u>	
	<u>County</u>	<u>Total</u>	<u>County</u>	<u>Total</u>
Expenditures	25,000	98,194	0	0
Revenues	9,971	83,165	0	0
Net Local	15,029	15,029	0	0
 FTE				

Legal Assistance of Western New York, Inc.

LawNY focuses on issues essential to low-income residents' abilities to secure and maintain decent, affordable housing, to obtain adequate food and health care, and to maintain a subsistence income sufficient to preserve shelter, nutrition, and health. LawNY offers free legal assistance to provide housing advocacy and homelessness prevention services and facilitates access to the justice system in a variety of administrative agency and court proceedings.

	<u>2019</u>		<u>2020</u>	
	<u>County</u>	<u>Total</u>	<u>County</u>	<u>Total</u>
Expenditures	70,000	829,716	111,000	1,140,407
Revenues	17,949	754,390	18,611	1,087,410
Net Local	52,051	52,051	92,389	92,389
 FTE	6.38 staff, 2.07 AmeriCorps		0.85 FTE Staff Attorney; 1.0 FTE Staff Paralegal	

The Friendship Center, the component of Homeless Services that receives funding from the County/City, is a daytime drop-in center that provides a safe place for anyone seeking reprieve from the elements or needing its assistance in bridging a service gap. It is a safe haven that provides street level outreach to people who are homeless or have moved frequently and need assistance to stabilize their living situation. The Center provides prevention services, hospitality services, (bag lunches, coffee, and other beverages, showers, use of phones and computers, information and referrals, support and access to our Food Pantry).

	<u>2019</u>		<u>2020</u>	
	<u>County</u>	<u>Total</u>	<u>County</u>	<u>Total</u>
Expenditures	58,000	173,822	56,484	316,780
Revenues	23,134	138,053	22,853	283,149
Net Local	34,866	34,866	33,631	33,631
FTE	3		3	

Southside Community Center

The Southside Community Center continues to be in the center of the Southside neighborhood and the Black community of the greater Ithaca area. We provide services to families and others who reside in the Greater Ithaca/Tompkins County area. Our immediate community has traditionally dealt with various issues and challenges including disproportionate hardships in education, employment, housing, income, medical access, basic nutrition, and health. The Southside Community Center is an active place that provides cultural pride, activities, and community space for engagement.

	<u>2019</u>		<u>2020</u>	
	<u>County</u>	<u>Total</u>	<u>County</u>	<u>Total</u>
Expenditures	10,000	274,628	30,000	469,543
Revenues	3,989	268,617	8,092	447,635
Net Local	6,011	6,011	21,908	21,908
FTE	4.64		6.00	

The mission of TLP is to help adults and incarcerated individuals who live or work in Tompkins County meet their personal goals, by improving their ability to read, write, and speak English and to use math and computers. Students achieve these goals by working together with professionally trained and supported volunteer tutors.

	<u>2019</u>		<u>2020</u>	
	<u>County</u>	<u>Total</u>	<u>County</u>	<u>Total</u>
Expenditures	115,000	248,735	118,600	261,838
Revenues	45,869	163,894	47,985	174,301
Net Local	69,131	69,131	70,615	70,615
FTE	4.79		4.74	

Women's Opportunity Center CORE program

The mission of the Women's Opportunity Center (WOC) is to lead low-income women to the pathway out of poverty by providing them with job-readiness skills. Our overarching goal is to help them to secure employment, reach both economic and personal self-sufficiency, and in turn be able to provide for their families. The WOC in Tompkins County was founded in 1979 as a volunteer, grassroots, community-based organization that assisted women in transition. Almost 40 years later, we are now a non-profit that helps primarily support women, who fall under the 200% Federal poverty guidelines, helping over 15,000 individuals to become job-ready. The Women's Opportunity Center is committed to a comprehensive program, where we provide individualized career counseling, On-the-Job training opportunities, computer skills classes, professional development workshops, and a myriad of other services, resources, and non-traditional scholarships to them in removing their barriers to employment. In 2017, we evaluated our service model noting that we had a larger percentage of clients that seemed to struggle in isolation. While most of them needed assistance with individualized employment services, we were also getting feedback that they were seeking a community of support. In response to this, we launched a pilot program, the Leadership, Employment, and Development Skills (LEADS) Training Program. The idea is that we would provide all the same employment services, but they would be formatted in an intensive 12-week session where a cohort of women would go through the process together. We knew that not all of our clients would utilize this service, but those who did had notable success. We operate two classes with a total of nine participants. Knowing that these classes would be filled with our women, particularly those who are single-mothers, women of color, those fleeing domestic violence, and the generally marginalized populations can get the help they need to change their lives, not just for themselves but also for their families. The support provided by Tompkins County is critical not only for our programming but also to our ability to operate year-round. We are grateful for your continued support over the years.

	<u>2019</u>		<u>2020</u>	
	<u>County</u>	<u>Total</u>	<u>County</u>	<u>Total</u>
Expenditures	55,450	599,721	45,000	421,355
Revenues	22,117	566,438	18,207	367,207
Net Local	33,333	33,333	26,793	26,793
FTE	6.0		6.0	

In administering Village at Ithaca (VAI) programs and services to families and their school age students, VAI wants to ensure students, particularly African American, Latino/a, low-income, and other underserved students, consistently meet or exceed local and New York State standards of achievement. This will result in students graduating from high school equipped and ready for college or career.

	<u>2019</u>		<u>2020</u>	
	<u>County</u>	<u>Total</u>	<u>County</u>	<u>Total</u>
Expenditures	25,000	134,340	28,000	133,710
Revenues	9,971	125,041	11,329	120,049
Net Local	15,029	15,029	16,671	16,671
FTE	2		2	

Tompkins County Housing Grant for the Continuum of

The Continuum of Care (CoC) is a local planning body of public, private, non-profit and government agencies working together to end homelessness in Tompkins County. The purpose of this program is to fund new and innovative initiatives to aid in the CoC's goals of ending and preventing homelessness, and to support existing programs that are working toward this goal.

3 agencies were funded via the initial \$50,000 grant: OAR, the Advocacy Center and Catholic Charities.

	<u>2019</u>		<u>2020</u>	
	<u>County</u>	<u>Total</u>	<u>County</u>	<u>Total</u>
Expenditures	50,000	50,000	50,000	50,000
Revenues	0	0	0	0
Net Local	50,000	50,000	50,000	50,000
FTE	1.3		1.3	

Building Access to Child Care is an initiative that has been funded by Tompkins County since July 2018. It grew out of conversations among County Legislators, area businesses and parents about the dire need for more child care and the systemic barriers that are holding our community back from easily addressing this need.

Building Access to Child Care is a planning and development project with an ultimate goal of increasing child care supply in Tompkins County. Development of a Network that offers business services and quality improvement supports will connect providers with time and cost savings that effectively reduce the the costs of doing business and increase net income and sustainability. We envision a community where partnerships are built around the child care needs of children and their families, creating a network of small but sustainable group family child care homes.

	<u>2019</u>		<u>2020</u>	
	<u>County</u>	<u>Total</u>	<u>County</u>	<u>Total</u>
Expenditures	0	0	51,393	51,393
Revenues	0	0	0	0
Net Local	0	0	51,393	51,393
FTE			0.8	

Loaves & Fishes of Tompkins County

For 36 years, the Loaves & Fishes Free Meal and Advocacy Programs have offered Tompkins County residents a welcoming community where guests can share a meal with others and receive practical assistance and support when needed. Loaves & Fishes provides a hot, nutritious free meal each weekday to all who come. Additionally, limited funds, bus passes, blankets, and food items are available to guests for emergencies. Over 25 social service agencies provide direct outreach to our guests during meal times. We rely on 125 community volunteers each week and serve 2,700 free meals each month. Loaves & Fishes is the only community kitchen in Tompkins County that is open five days each week including on holidays. It is also important to note that approximately one-half of the guests we serve live outside the city limits.

We serve Tompkins County residents suffering from poverty and hunger including those who are unemployed, persons on inadequate public assistance and their children, individuals with chronic mental and physical health challenges, the working poor, transients, veterans, the homeless, people in crisis - and anyone in need of companionship.

	<u>2019</u>		<u>2020</u>	
	<u>County</u>	<u>Total</u>	<u>County</u>	<u>Total</u>
Expenditures	0	0	20,000	339,500
Revenues	0	0	8,092	317,592
Net Local	0	0	11,908	11,908
FTE			4	

REACH provides equitable, non-stigmatizing, and compassionate primary care services to the medically underserved populations of Tompkins County and upstate New York. Currently seeking status as a Federally Qualified Health Center (FQHC), REACH will be expanding services to include dental care services on-site in Ithaca, NY. These services will allow REACH to address the need for dental care among a population that may not otherwise have access while improving patient health outcomes.

	<u>2019</u>		<u>2020</u>	
	<u>County</u>	<u>Total</u>	<u>County</u>	<u>Total</u>
Expenditures	0	0	10,000	2,044,396
Revenues	0	0	0	2,044,664
Net Local	0	0	10,000	10,000
 FTE			44 FTEs if approved as an FQHC	

Human Services Coalition of Tompkins County

Program Summary

Human Services Planning (HSP)

Type of Program DD

HSP encourages cooperation among providers to develop a well-organized service delivery system and it facilitates discussions that lead to collective solutions and partnerships that avoid duplication of services and encourage the best use of community resources.

Human Services Planning strengthens the service delivery system in Tompkins County by providing the following services: skill building workshops and technical assistance that strengthen area nonprofits; networking through the HSC Forums and Homeless and Housing Task Force leading to collaborations that promote the best use of community resources; being the lead agency for the Ithaca/Tompkins Continuum of Care that fosters a coordinated response to providing services and housing to those who are homeless or in danger of becoming homeless; technical assistance to boards and chief executives through in-house consultations; on-line communication tools and resources for the entire non-profit community; Monitoring and review of agencies requesting funding through the County/City funding process, the federal FEMA process and through the TC Social Service League.

	<u>2019</u>		<u>2020</u>	
	<u>County</u>	<u>Total</u>	<u>County</u>	<u>Total</u>
Expenditures	280,196	390,528	349,800	471,862
Revenues	0	110,332	0	122,062
Net Local	280,196	280,196	349,800	349,800
FTE	4.5		5.37	

2-1-1/Information and Referral

Type of Program DD

211 Tompkins provides comprehensive community information and referral services to those who live and work in Tompkins County. 2-1-1 Tompkins is recognized as the primary source for help finding services and information to address issues of daily living. In addition to comprehensive information and referral services by phone, text message, chat, email, web, and in person, the program provides follow-up and advocacy services, quality assurance customer service surveys quarterly, community services presentations, and call center and database development services for the not-for-profit and public sector network. All 2-1-1 Tompkins services are free to individuals, confidential, and solely focused on the needs of the consumer.

	<u>2019</u>		<u>2020</u>	
	<u>County</u>	<u>Total</u>	<u>County</u>	<u>Total</u>
Expenditures	111,096	248,243	113,318	258,161
Revenues	0	137,147	0	144,843
Net Local	111,096	111,096	113,318	113,318
FTE	3.5		3.73	

The purpose/mission of the Health Planning Council (HPC) is to improve the health and well-being of Tompkins County residents by increasing access to quality health care services and supporting healthy lifestyles. Health Planning Council (HPC) convenes stakeholders who impact or are impacted by health-related issues to promote collaborative problem-solving. By establishing neutral forums for sharing information, HPC ensures that community-wide input is part of the planning and problem-solving process. HPC hosts educational programs that are open to the public and cover emerging trends in health care, local programs, and health-related initiatives. During the 12-month period from July 1, 2018 to the end of June 2019 presentations included: "Improving Health Outcomes Through Care Coordination", "The State of the Art in Hospital-Physician-Payer Partnerships that Successfully Create Value for a Community", "The Impact of Rural Health Funding on the Local Economy and Local Health Workforce Initiatives in Tompkins County", "Improving Population Health Through Innovative Local Food Partnerships: Leveraging Local Food to Improve Patient Health- Expansion of the South Central New York Fruit and Vegetable Rx Program and FV Rx Prescription Fruit and Vegetable Program " A Project of Healthy Food for All and Cayuga Center for Healthy Living", "Transportation as a Determinant of Health: Where are We Today?"

HPC collaborates with many local agencies and organizations to address issues in the community. One of the long-standing programs launched by the Health Planning Council is Urgent Rx, a partnership programs that brings together United Way, Cayuga Medical Center, Ithaca Free Clinic, Southern Tier Aids Program Hub Services, Kinney Drugs, Wegmans, and Green Street Pharmacy to help residents without insurance obtain prescription medicine. HPC staffs the Long Term Care Committee, a group with member representatives from provider organizations, education, government, and community agencies. The Long Term Care Committee's focus in 2018-19 was on falls prevention. Screening events throughout the community tested nearly 120 seniors for their risk of falling.

	<u>2019</u>		<u>2020</u>	
	<u>County</u>	<u>Total</u>	<u>County</u>	<u>Total</u>
Expenditures	73,028	534,729	74,489	603,942
Revenues	0	461,701	0	529,453
Net Local	73,028	73,028	74,489	74,489
FTE	7.5		7.90	

Rural Library Services

Program Summary

Finger Lakes Library System

Type of Program DD

To expand and support library services for all residents of Tompkins County.

	<u>2019</u>		<u>2020</u>	
	<u>County</u>	<u>Total</u>	<u>County</u>	<u>Total</u>
Expenditures	17,850	2,048,747	17,850	1,883,278
Revenues	0	2,030,897	0	1,865,428
Net Local	17,850	17,850	17,850	17,850
FTE	14.71		13.36	

Groton Public Library

Type of Program DD

The Groton Public Library provides information access to all residents of Tompkins County.

	<u>2019</u>		<u>2020</u>	
	<u>County</u>	<u>Total</u>	<u>County</u>	<u>Total</u>
Expenditures	34,486	273,671	35,247	309,796
Revenues	0	239,861	0	275,986
Net Local	34,486	34,486	35,247	35,247
FTE	3.3		3.4	

The mission of the Lansing Community Library is to maintain and improve the quality of life for the citizens of the Lansing community by providing access to information, cultural resources and opportunities for personal enrichment. The Lansing Community Library will provide informational, educational and recreational reading for users for all ages. The Lansing Community Library will provide expertise and current technology for equal access to high quality library services, materials, personnel and facilities. The Lansing Community Library will always seek to have a dynamic dialogue with the residents of this area to ensure that it is addressing community needs.

	<u>2019</u>		<u>2020</u>	
	<u>County</u>	<u>Total</u>	<u>County</u>	<u>Total</u>
Expenditures	34,486	203,910	35,247	253,920
Revenues	0	199,910	0	219,920
Net Local	34,486	34,486	35,247	35,247
FTE	2.5		4	

Newfield Public Library

Newfield Public Library provides equal access to a comprehensive collection of materials and services to meet the informational and recreational needs of the community.

	<u>2019</u>		<u>2020</u>	
	<u>County</u>	<u>Total</u>	<u>County</u>	<u>Total</u>
Expenditures	34,486	127,921	35,247	220,956
Revenues	0	94,111	0	187,146
Net Local	34,486	34,486	35,247	35,247
FTE	2.14		2.14	

Our mission is to serve the greater Dryden area with free materials to read and view for educational and recreational use and as an informational resource. Our services are available to all, regardless of income level or educational background. We also provide additional services to help educate and assist our residents with their information needs, computer assistance, and are able to provide materials that they may be unable to retrieve for themselves through Interlibrary Services.

	<u>2019</u>		<u>2020</u>	
	<u>County</u>	<u>Total</u>	<u>County</u>	<u>Total</u>
Expenditures	34,486	199,946	35,247	196,607
Revenues	0	166,146	0	166,146
Net Local	34,486	34,486	35,247	35,247
FTE	3.07 FTE		3.1	

Ulysses Philomathic Library

The Ulysses Philomathic Library is an educational and cultural resource center which strives to meet the informational, creative and leisure needs of all community residents. To that end, the library will provide a broad collection of materials and access to a wide network of contemporary resources and media.

	<u>2019</u>		<u>2020</u>	
	<u>County</u>	<u>Total</u>	<u>County</u>	<u>Total</u>
Expenditures	34,486	309,118	35,247	336,100
Revenues	0	275,308	0	303,409
Net Local	34,486	34,486	35,247	35,247
FTE	3.5		4.5	

Soil & Water Conservation District

Program Summary

Administration/Operations

Type of Program DD

To provide administrative oversight over the entire Soil and Water Conservation District including program evaluation, program budgeting, grant/contract administration, invoicing and purchasing, employee oversight, and continued operational management.

	<u>2019</u>		<u>2020</u>	
	<u>County</u>	<u>Total</u>	<u>County</u>	<u>Total</u>
Expenditures	256,974	342,174	251,913	311,913
Revenues	0	95,200	0	60,000
Net Local	256,974	256,974	251,913	251,913
FTE	3.13		2.6	

Agricultural Environmental Management (AEM)

Type of Program DD

Farmers have long been regarded as the original stewards of the land because a farm's livelihood directly depends on the health and vitality of the soil and water resources. AEM is designed to help farmers further protect those and other important natural resources. By participating in AEM, farmers can document their environmental stewardship and contribute to a positive image of agriculture in their communities. If a potential environmental concern is identified through the AEM assessment process, farmers can take steps to plan for and then implement an appropriate course of action through the AEM approach.

	<u>2019</u>		<u>2020</u>	
	<u>County</u>	<u>Total</u>	<u>County</u>	<u>Total</u>
Expenditures	0	50,000	0	41,000
Revenues	0	60,000	0	65,000
Net Local	0	0	0	0
FTE	0.7		0.7	

Invasive Species - Hydrilla

Type of Program DD

To provide educational, monitoring, implementation and invasive species control in the Cayuga Inlet, Fall Creek, Sixmile Creek, and Cascadilla Creek to eradicate the invasive plant Hydrilla. This serves to maintain the functional use of the Cayuga Inlet/ Cayuga Lake for tourism, recreation and commercial uses.

	<u>2019</u>		<u>2020</u>	
	<u>County</u>	<u>Total</u>	<u>County</u>	<u>Total</u>
Expenditures	0	150,000	0	150,000
Revenues	0	150,000	0	150,000
Net Local	0	0	0	0
FTE	0.3		0.3	

Ag Value Assessment - Soil Group Worksheets

Type of Program MM

To provide services to the public for delineating soils on agricultural land for taxable value assessment through the NYS Agriculture and Markets established rates and analyzed by the Tompkins County Assessment Department for program eligibility.

	<u>2019</u>		<u>2020</u>	
	<u>County</u>	<u>Total</u>	<u>County</u>	<u>Total</u>
Expenditures	0	3,700	0	3,700
Revenues	0	4,000	0	4,000
Net Local	0	0	0	0
FTE	0.05		0.05	

Stormwater Technical Assistance Program

Type of Program MD

To provide the County and all the Town's with professional services related to the Stormwater Phase 2 and Construction Disturbance Permits regulated by the NYSDEC.

	<u>2019</u>		<u>2020</u>	
	<u>County</u>	<u>Total</u>	<u>County</u>	<u>Total</u>
Expenditures	0	14,000	0	10,000
Revenues	0	14,000	0	10,000
Net Local	0	0	0	0
FTE	0.175		0.10	

The Finger-Lakes Lake Ontario Watershed Protection Alliance (FOLLOWPA) program is funded to Soil and Water Conservation Districts within the watersheds of Lake Ontario and the Finger Lakes (which Tompkins is part of) to implement water quality improvement programs in each member county region. The Tompkins County FOLLOWPA program conducts water quality improvement projects related to Agricultural Best Management Practice Implementation, Stormwater Management, Water Quality Monitoring and Streambank Stabilization. This program is reviewed yearly by the Water Resources Council of Tompkins County to help set priorities for the program. The District also helps to offset some of its staff time through this funding source to shift it away from administrative expenses to the County.

	<u>2019</u>		<u>2020</u>	
	<u>County</u>	<u>Total</u>	<u>County</u>	<u>Total</u>
Expenditures	0	67,200	0	66,270
Revenues	0	67,200	0	66,270
Net Local	0	0	0	0
FTE	0.35		0.10	

Non-Agricultural Soil and Water Quality Improvement

Obtaining funding from sources such as the NYSDEC Water Quality Improvement Program, Great Lakes Restoration Initiative Funding, Chesapeake Bay Funding, US Fish and Wildlife Service and other grant programs the District pursues Soil and Water Quality Improvement projects on non-agricultural lands. This includes roadside ditch maintenance/improvements, streambank stabilization projects, and stormwater control

	<u>2019</u>		<u>2020</u>	
	<u>County</u>	<u>Total</u>	<u>County</u>	<u>Total</u>
Expenditures	0	0	0	356,000
Revenues	0	0	0	356,000
Net Local	0	0	0	0
FTE			1.4	

Tompkins Community Action

Program Summary

Amici House

Type of Program DM

TCAction provides decent, safe, affordable housing and supportive services to individuals and families 18-25 years of age, who are experiencing homelessness. TCAction Supportive Service staff; Housing Manager, Resident Partner, Resident Assistants, and Life Skills Trainer encourage adherence to the lease agreement as well as support goal planning activities and personalized skill building tailored to each resident's individual and family needs through an Individualized Service Plan. In addition, staff members provide support to promote self-sufficiency in areas such as life skills, financial literacy, job preparation and skill building, as well as, educational tutoring for High School Equivalency Exam preparation, child and family development and family reunification. The Resident Assistants provide a staff presence, monitor for lease compliance, and maintain the residence during non-traditional hours.

Linking baseline support services to Head Start/Early Head Start program services will provide safe, appropriate childcare, enhanced parenting skill development as well as support opportunities for young families to participate in training opportunities, obtain and maintain employment.

	<u>2019</u>		<u>2020</u>	
	<u>County</u>	<u>Total</u>	<u>County</u>	<u>Total</u>
Expenditures	82,217	574,144	17,217	509,144
Revenues	0	491,927	0	433,990
Net Local	82,217	82,217	75,154	75,154
FTE	5.0		5.0	

Assists income-eligible households (owners of single-family homes and owners of two-to-four unit residential buildings) to lower their energy bills and make their homes safer and more comfortable. Income-eligible households (less than 80% of Tompkins County median income) can qualify for a grant up to \$5,000 to pay up to 50 percent of the of the energy efficiency improvements. Tompkins Community Action serves as a "constituency-based-organization (CBO) on behalf of NYSERDA for this program. CBOs are dedicated to helping homeowners access and participate in the Assisted Home Performance with Energy Star program. As as CBO, we help homeowners through the process of improving their home's energy efficiency so that they can save money and live more comfortably in their home.

Tompkins Community Action is proud to maintain our certification (renewed annually) as a "NY Home Performance with Energy Star Contractor" by NYSERDA. Our "Participating Contractor" status means that NYSERDA has established various best practices with which we are obligated to comply. These include: the use of state-of-the-art diagnostic tools and building science principles to cost-effectively reduce energy consumption, while simultaneously addressing health and safety issues pertaining to indoor air quality, ventilation, and moisture control; certification requirements for our employees through the Building Performance Institute (BPI); knowledge of advanced building science methods; and a commitment to ethical business practices. Our past performance as a "participating contractor" with NYSERDA is used as a basis for our request for annual application approval. The quality of our workmanship has been validated by NYSERDA's Quality Assurance/Quality Control Processes. Our continuing participation as a partner with NYSERDA assures that homeowners in Tompkins Country will receive the best, most up to date materials and expertise to improve the energy performance, durability, comfort and safety of their homes.

	<u>2019</u>		<u>2020</u>	
	<u>County</u>	<u>Total</u>	<u>County</u>	<u>Total</u>
Expenditures	0	80,597	0	62,597
Revenues	0	80,597	0	62,597
Net Local	0	0	0	0
FTE	1.5		1	

Chartwell House

To provide supportive services and safe, decent affordable housing for men in recovery from substance abuse who are experiencing homelessness.

	<u>2019</u>		<u>2020</u>	
	<u>County</u>	<u>Total</u>	<u>County</u>	<u>Total</u>
Expenditures	24,067	157,775	24,067	157,775
Revenues	0	133,708	0	133,708
Net Local	24,067	24,067	24,067	24,067
FTE	2		2	

To provide supportive services and safe, decent and affordable housing for young families experiencing homelessness.

	<u>2019</u>		<u>2020</u>	
	<u>County</u>	<u>Total</u>	<u>County</u>	<u>Total</u>
Expenditures	22,264	145,954	26,264	145,954
Revenues	0	123,690	0	119,690
Net Local	22,264	22,264	26,264	26,264
FTE	1.5		1.5	

Early Head Start

A federally funded program that enhances young children's physical, social, emotional and cognitive development from birth to three years of age and the enhancement of families as a child's first teacher. Additionally, program includes enrolling expectant families to support access to comprehensive health care and child development education prior to birth and during early months after birth supporting both the needs of the newborn and their families.

	<u>2019</u>		<u>2020</u>	
	<u>County</u>	<u>Total</u>	<u>County</u>	<u>Total</u>
Expenditures	69,874	1,630,247	72,397	1,745,166
Revenues	0	1,560,373	0	1,672,769
Net Local	69,874	69,874	72,397	73,397
FTE	28		28	

The EmPower NY Program (a program of NYSEERDA) focuses on cost-effective electricity reduction measures, lighting and refrigerator replacements, and other energy and cost-saving home performance strategies including insulation and air draft reduction processes. Homes with high heating costs are targeted. The Program serves both homeowners and renters (with the approval of the landlord). This is a free service for NYSEG and National Grid customers who meet the program's eligibility requirements: utility bills must be in owner's/tenant's name; the client must reside in a one to four unit building; and the client must be Home Energy Assistance Program (HEAP) or Weatherization Assistance Program eligible.

This is a popular program for low- and moderate-income Tompkins County residents. Given the important and extensive energy upgrades and savings that can be enjoyed by the customer, there is a good deal of demand for this program. Our crew members hold multiple Building Performance Institute (BPI) certifications. These include, Building Envelope Professional; Heat Professional; Building Analyst Professional; Quality Control Inspector; Manufactured Homes Professional; etc. which allows us to address and meet virtually all the building envelope needs a Tompkins County homeowner (renter) may face, based upon their free audit (if income eligible). Should the homeowner (or renter) be over income for this program, in most cases they are income eligible for the Green Jobs Green NY program that we also operate.

	<u>2019</u>		<u>2020</u>	
	<u>County</u>	<u>Total</u>	<u>County</u>	<u>Total</u>
Expenditures	0	88,118	0	88,118
Revenues	0	88,118	0	88,118
Net Local	0	0	0	0
FTE	2		1	

Family Home Library

Encourages and enhances early literacy through the monthly distribution of books and family literacy themed activities to expand home libraries as well as nurture family learning and involvement in language and reading development; as well as linking classroom learning to the home.

	<u>2019</u>		<u>2020</u>	
	<u>County</u>	<u>Total</u>	<u>County</u>	<u>Total</u>
Expenditures	0	15,000	0	0
Revenues	0	15,000	0	0
Net Local	0	0	0	0
FTE				

Head Start

Type of Program DM

A federally funded program that promotes school readiness by enhancing the social and cognitive development of children through the provision of educational, health, nutritional, social, and other services to enrolled children ages 3 to 5 years and their families

	<u>2019</u>		<u>2020</u>	
	<u>County</u>	<u>Total</u>	<u>County</u>	<u>Total</u>
Expenditures	51,316	2,116,086	53,838	2,006,655
Revenues	0	2,064,770	0	1,952,817
Net Local	51,316	51,316	53,838	53,838
FTE	52		50	

Housing Choice Voucher Program (HCVP - Section 8)

Type of Program DM

To provide families and individuals with low incomes decent, safe and affordable housing.

	<u>2019</u>		<u>2020</u>	
	<u>County</u>	<u>Total</u>	<u>County</u>	<u>Total</u>
Expenditures	0	622,230	0	622,230
Revenues	0	622,230	0	622,230
Net Local	0	0	0	0
FTE	6.5		6.5	

Primary School Family Support Program

Type of Program DM

Provides support, resources, training opportunities and referrals to build strong school relationships for families with children entering kindergarten through second grade.

	<u>2019</u>		<u>2020</u>	
	<u>County</u>	<u>Total</u>	<u>County</u>	<u>Total</u>
Expenditures	0	85,751	0	85,751
Revenues	0	85,751	0	85,751
Net Local	0	0	0	0
FTE	1.5		1.5	

Connecting consumers to programs, services and community opportunities.

	<u>2019</u>		<u>2020</u>	
	<u>County</u>	<u>Total</u>	<u>County</u>	<u>Total</u>
Expenditures	6,594	189,616	2,594	185,210
Revenues	0	182,616	0	182,616
Net Local	6,594	6,594	2,594	2,594
FTE	3		2	

TCAction Food Pantry

To provide vulnerable households with nutritious food and personal care items.

	<u>2019</u>		<u>2020</u>	
	<u>County</u>	<u>Total</u>	<u>County</u>	<u>Total</u>
Expenditures	3,598	25,755	3,598	33,755
Revenues	0	22,157	0	30,157
Net Local	3,598	3,598	3,598	3,598
FTE	.5		.5	

Weatherization Assistance Program

Type of Program DM

Since 1977, Tompkins Community Action's energy services programs have assisted low-income homeowners and renters to reduce energy expenses by making homes more efficient. Our objective is to improve the health, safety and energy efficiency of homes throughout Tompkins County by providing a formal, comprehensive, in-depth assessment of buildings and then addressing energy efficiency deficiencies.

Under the Weatherization Assistance Program, Tompkins Community Action installs energy savings measures for income eligible households including: insulation; heating systems and hot water tanks; inspecting the efficiency of appliances and providing information about cost-effective upgrades; reducing air infiltration; installing carbon monoxide and smoke detectors; and providing full home health and safety checks.

The Weatherization Program is available at no cost to income-qualified Tompkins County homeowners and renters. Landlords renting to households with low incomes must contribute an owner investment to participate.

	<u>2019</u>		<u>2020</u>	
	<u>County</u>	<u>Total</u>	<u>County</u>	<u>Total</u>
Expenditures	22,400	422,400	22,400	405,556
Revenues	0	400,000	0	383,156
Net Local	22,400	22,400	22,400	22,400
FTE	6		6	

Victory Garden

Type of Program DD

To provide fresh, nutritious food and to introduce and support home gardening for consumers.

	<u>2019</u>		<u>2020</u>	
	<u>County</u>	<u>Total</u>	<u>County</u>	<u>Total</u>
Expenditures	2,613	30,613	2,613	19,193
Revenues	0	28,000	0	16,580
Net Local	2,613	2,613	2,613	2,613
FTE	0.5		0.5	

To provide safe, affordable, supportive housing to women with substance abuse disorders (and their children) who are experiencing homelessness.

	<u>2019</u>		<u>2020</u>	
	<u>County</u>	<u>Total</u>	<u>County</u>	<u>Total</u>
Expenditures	32,329	211,939	32,329	211,939
Revenues	0	179,610	0	179,610
Net Local	32,329	32,329	32,329	32,329
FTE	2		2	

Solutions to End Homelessness Program (STEHP)

Type of Program DM

To provide financial assistance and supportive services to help households stabilize their housing and prevent eviction. This program is for those who are imminently at risk of homelessness or to rapidly rehouse those who are in the shelter system.

	<u>2019</u>		<u>2020</u>	
	<u>County</u>	<u>Total</u>	<u>County</u>	<u>Total</u>
Expenditures	0	189,707	0	189,707
Revenues	0	189,707	0	189,707
Net Local	0	0	0	0
FTE	1		1	

Tenant Based Rental Assistance

Type of Program DM

To serve individuals and families with 30% AMI or less who chronically experience homelessness and are very hard to house (lack of references, difficult rental histories), to identify appropriate housing options, provide security deposits and ongoing rental assistance while providing intensive case management services.

	<u>2019</u>		<u>2020</u>	
	<u>County</u>	<u>Total</u>	<u>County</u>	<u>Total</u>
Expenditures	0	200,000	0	200,000
Revenues	0	200,000	0	200,000
Net Local	0	0	0	0
FTE	0.5		0.5	

Tompkins County Area Development

Program Summary

Tompkins County Area Development, Inc.

Type of Program DD

Mission: TCAD is dedicated to building a thriving and sustainable economy that improves the quality of life in Tompkins County by fostering the growth of business and employment.

Vision: A flourishing economy with exciting, innovative firms that inspire and attract a talented workforce.

	<u>2019</u>		<u>2020</u>	
	<u>County</u>	<u>Total</u>	<u>County</u>	<u>Total</u>
Expenditures	250,410	1,070,000	255,418	1,100,000
Revenues	187,808	819,590	127,709	844,582
Net Local	62,602	250,410	127,709	255,418
FTE	5		5	

Tompkins County Public Library

Program Summary

Tompkins County Public Library

Type of Program DM

Tompkins County Public Library (TCPL) strives to meet and celebrate the aspirations of our community. We foster opportunities for people of all ages to discover, connect, and create throughout Tompkins County. We envision a library where everyone can belong and find joy in learning, discovery, and personal growth. TCPL believes that the library is for everyone. We value diverse opinions and respect free speech. Different points of view are allowed and welcomed. TCPL also supports patrons' right to a library environment free of harassment and intimidation. TCPL views all manifestations of prejudice and intolerance that target particular individuals or interfere with patrons' ability to use the library as contradictory to our mission and violations of our Code of Conduct. We expect patrons and staff to contribute to a welcoming environment.

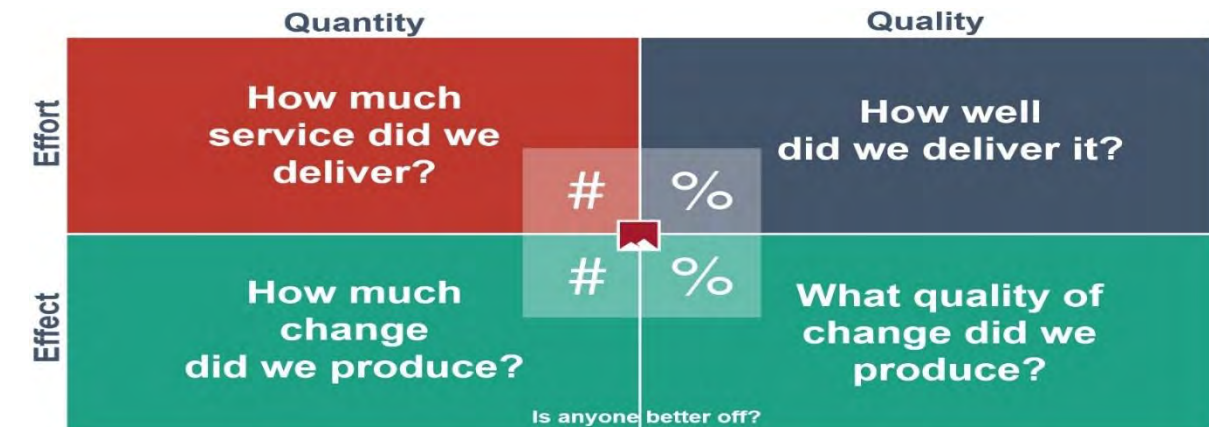
	<u>2019</u>		<u>2020</u>	
	<u>County</u>	<u>Total</u>	<u>County</u>	<u>Total</u>
Expenditures	3,658,751	4,431,841	3,691,126	4,626,044
Revenues	0	773,090	0	934,918
Net Local	3,658,751	3,658,751	3,691,126	3,691,126
FTE	43.53		43.84	

AN OVERVIEW OF THE TOMPKINS COUNTY PERFORMANCE MEASUREMENT INITIATIVE

In 2017, eight county departments began the process of implementing Results Based Accountability™ (RBA). RBA is a disciplined way of thinking and taking action that communities can use to improve the well-being of client populations within programs, departments, and systems. In 2018, a second group of seven county departments began the process of developing their RBA measures with the final fourteen departments beginning training in 2019.

RBA looks at program performance by asking three simple questions:

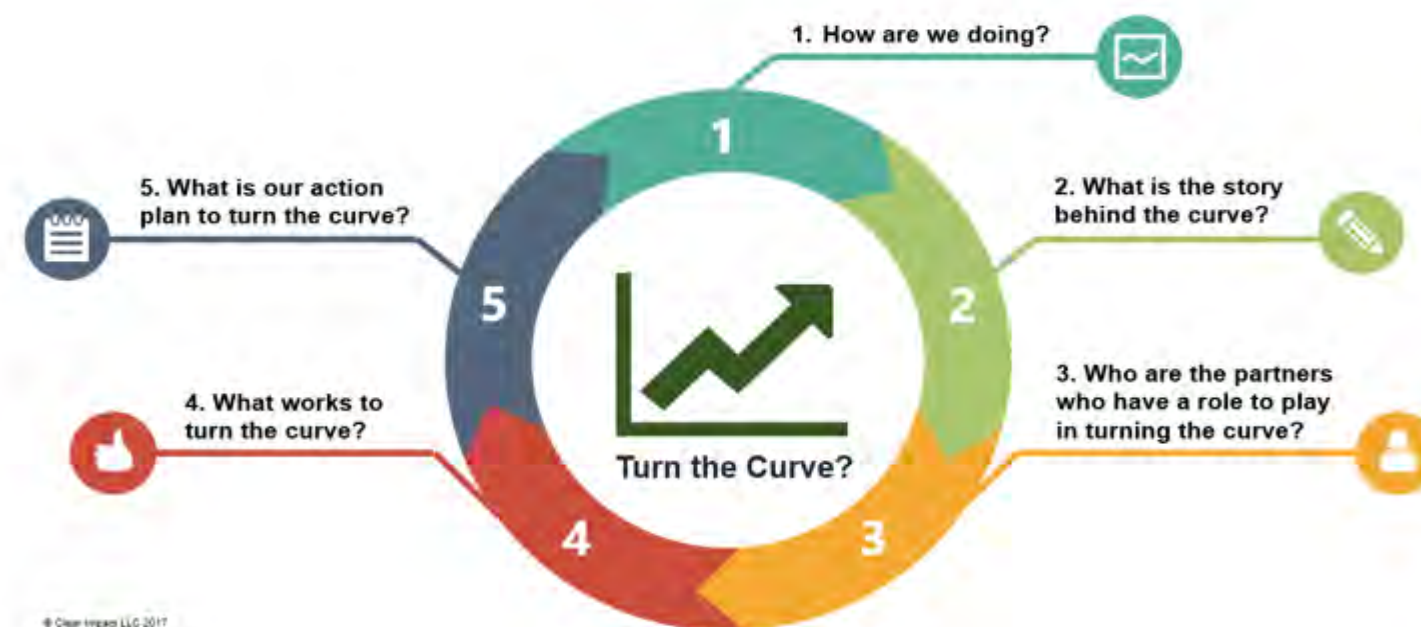
- How much do you do? (Quantity/ Effort) **Red Box**
- How well do you do it? (Quality/ Effort) **Blue Box**
- Is anyone better off as a result? (Effect) **Green Boxes**



After initial training, County departments began the process of selecting the fewest, yet most significant measures that highlight their departmental work. These measures are referred to as the Departmental Headline measures. These measures do not encompass everything the department does, that would require dozens of measures, it merely showcases some of the most important areas. Headline measures should have Communication Power (the power to provide an understanding to a broad range of audiences), Proxy Power (the data says something of central importance about the department) and Data Power (the department is able to use high quality data on a timely basis). Statistics collected varies greatly and each department collects data differently. For some departments, data is collected monthly, others quarterly, and for many, the data is collected on an annual basis. Some measures are new with no trend data, while other departments have standing data that can span more than a decade.

The RBA framework will ultimately showcase effort, strategy, change, and growth. It's important to note that this is a process that requires time to mature. Measurement design and data collection is a continual process, it will be several years before the system is complete and can be fully utilized in supporting continual improvement via the Turn the Curve (TTC) process.

While the newer groups develop performance measures, group one will be the first to learn how and to apply Turn the Curve process. TTC is a way to use the data to develop action plans to improve performance, support growth, and/or continue successful practices by discussing the results with a variety of stakeholders. RBA enables policy-makers, funders, and program administrators to identify how well departments are doing in achieving their outcomes and where they might need to make changes. The goal of performance management is to improve performance, the way to do that is by collecting metrics and applying the TTC process.



Below is the Performance Measurement Initiative departmental grouping, training schedule, and Report Card index.


2017 Group ONE (8) - G1	2018 Group TWO (7) - G2	2019 Group THREE (14) - G3 ++
Department: page number to find Report Card Assessment: pages 4-5 County Clerk: pages 6-7 DMV: page 8 Social Service: pages 9-10 Highway: pages 11-12 Information Technology Services: pages 13-14 Mental Health: pages 15-17 Probation Department: pages 18-22 Youth Services: pages 23 -25	Department: page number to find Report Card Assigned Counsel: page 27 District Attorney: page 28 Health Department: pages 29-30 Recycling/ Materials Mgmt.: pages 31-32 Sheriff – Corrections: page 33 Weights and Measures: page 34 Workforce Development Board: page 35 Alternatives to Incarceration: pages 36-39	Office of Aging Airport, Ithaca/Tompkins Regional Board of Elections * County Administration * County Attorney Emergency Response Facilities Finance Human Resources Human Rights * Planning/ Sustainability Sheriff – Road Patrol Tompkins Workforce NY Career Veterans Services
Training Schedule G1	Training Schedule G2	Training Schedule G3
<p style="text-align: center;"><u>2017</u></p> Introduction to RBA (June 6/ June 15) Technical Assistance (June-August) Draft(September) Draft Review Clear Impact (October) 2 nd Draft (November) Scorecard Training (November) <p style="text-align: center;"><u>2018</u></p> Begin collecting data Technical Assistance (as needed) TTC Training (November) <p style="text-align: center;"><u>2020</u></p> TTC Implementation (Feb/ March)	<p style="text-align: center;"><u>2018</u></p> Introduction to RBA (June 5/ June 15) Technical Assistance (June-August) Draft Due (September) Draft Review Clear Impact (October) 2 nd Draft (November) Scorecard Training (November) <p style="text-align: center;"><u>2019</u></p> Begin collecting data Technical Assistance (as needed) TTC Training (November) <p style="text-align: center;"><u>2021</u></p> TTC Implementation (Feb/ March)	<p style="text-align: center;"><u>2019</u></p> Introduction to RBA (May 9/May 16) Technical Assistance (June-August) Draft Due (September) Draft Review Clear Impact (October) 2 nd Draft (November) Scorecard Training (November) <p style="text-align: center;"><u>2020</u></p> Begin collecting data Technical Assistance (as needed) TTC Training (tba) <p style="text-align: center;"><u>2022</u></p> TTC Implementation (Feb/ March)

++ Group Three (G3) departments are still in the process of learning and developing their potential measures

* Departments which have moved from one group to the next, for a myriad of reasons.

DEPARTMENTAL REPORT CARDS – Group 1

At present, we can offer a glimpse of departmental measures being collected by Group One (G1) Since, RBA is self-developed and individualized, you will find that each department has their own unique way of showcasing their performance measurements. While these are not all the measures being collected by each department, they are those considered the most significant to showcase their work. Below is a sample of a Report Card that showcases each section.

	Department: (Grouping #)		REPORT CARD YEAR: The year the data was created		
	The purpose, goals, and programs of the department.		Customers Clients:		
			The people that the department serves		
			Partners:		
Individuals or organizations that the department works with that could influence the performance measure					
RESULTS BASED ACCOUNTABILITY™ HEADLINE PERFORMANCE MEASURES					
Each department provides services that improve the quality of life of the people they serve. Performance measures provide the means to know how well the department is doing at providing their services. Headline performance measures highlight some of the department’s most important actions and their impact on their customers/clients’ quality of life.					
HOW MUCH:	# in 2018	HOW WELL:	#/% related to 2018	BETTER OFF:	% related to 2018
How much does the department/unit do in this area? (Quantity/ Effort)		How well does the department do this? (Quality/ Effort)		Is anyone better off as a result of the work the department does? (Quantity/ Quality of Effect)	
Some Group One departments will have charts and graphs that showcase their information. As mentioned above, not all departments have available data for past measures. In those cases you will find only the 2018 number.					
Story Behind the Data					
The story behind the data is an opportunity for the departments to briefly explain the meaning behind the numbers and the factors (positive or negative and internal or external) that are strongly influencing the data.					
Department Services:					
The information below was previously captured in the Program Impact Assessments					
Program	# served	Total Cost	Local share	# FTE's	Impact Assessment: Why is this funded?
The Departmental Program Areas	The number of people served	The total cost for this program area	Local cost for this program area	# of Full-Time Equivalents	Program Narrative



Department: Assessment (G1) YEAR: 2018

Provides the agency that oversees the assessment function in the county. Tompkins County is the only true countywide assessing unit in New York State.

Customers | Clients:

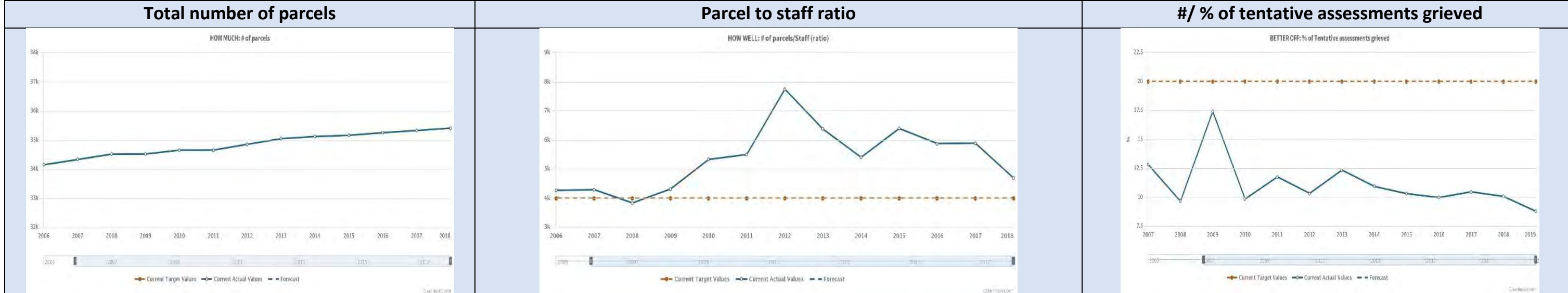
All municipalities within Tompkins County, all residents of Tompkins County, and all interested parties of real estate data regarding Tompkins County.

Partners:

None

RESULTS BASED ACCOUNTABILITY™ HEADLINE PERFORMANCE MEASURES

HOW MUCH:	35,406 parcels	HOW WELL:	Ratio 4,690 : 1	BETTER OFF:	197 10.1%
------------------	-----------------------	------------------	------------------------	--------------------	--------------------



Story Behind the Data

HOW MUCH: # of parcels – This shows the total number of parcels in the County. Since 1999, the county has “grown” by 2,686 parcels which is roughly the size of the Town of Ulysses (including the Village of Trumansburg). We have taken on the work of “one more town” based upon the number of parcels with 7 less staff members.

HOW WELL: % of parcels/ Staff (ratio) – This shows the number of parcels per FTE. The International Association of Assessing Officers have recommended a staffing level of 4,000 parcels per employee.

BETTER OFF: #/ % of tentative assessments grieved – This shows the number of parcels who have contested their assessment during the year. In the assessment process, you plan for 20% of the changes to come in to have their value reviewed, you hope for 10% but you expect 15%.

Department Services: Assessment

Program	# served	Total Cost	Local share	# FTE's	Impact Assessment: Why is this funded?
Real Property Inventory	80,000 Tax Roll Parcels Produced	\$276,793	\$224,527	2.0	A County's Real Property Tax Roll function varies from County to County. The typical functions that are performed are: production of tax rolls/bill, corrections of errors, training/orientation of assessment staff, and maintenance of Real Property Info database. Without the production of tax rolls, the county/town/village/schools have nothing to levy their taxes upon. As the State of NY creates new and burdensome initiatives regarding the real property tax and how it will be used for things that it is not designed to be used for, more work will be placed upon this program area of the office. The STAR Registration Program created a large increase of hours for this segment and the newly formed Property Tax Freeze will be an administrative nightmare.

Real Property Tax Exemption	8,000 processed	\$109,137	\$109,137	1.5	This program is essential to the function of an Assessment Unit. In order to receive state aid, one requirement is that at least 90% of all sales must be processed (average number of sales per year = 2,300). We are also required to mail all sales that involve someone's primary residence a STAR application. On a yearly basis, at least 5,000 renewal applications are mailed to the previous year's recipients. For 3,500 of these applications, the mailing of the application is mandatory while the remaining is only suggested.
Mapping Resources	2,600 deeds	\$127,055	\$127,055	1.25	The tax map unit is charged with reading all real property legal descriptions and translating those documents into a tax map used exclusively for the levy of real property taxes. The use of these tax maps has expanded exponentially since they were digitized in 1998. The increased use of GIS has created uses for the tax maps for which they were never designed to be used for. Currently, we have an advanced tax mapping product. We have 1 tax map technician on staff and a Valuation Specialist who will spend 1/2 their time performing tax mapping work. This training will allow the Valuation Specialist to then bring GIS into the valuation process
Valuation	35,249 parcels	\$746,438	\$714,908	7.75	There are many places in New York State that have not reassessed property since the Civil War. There is no mechanism in law to force a municipality to value property on an annual basis or at a uniform percentage of value. We currently assess all properties each year at 100% fair market value ensuring an equitable distribution of the tax burden. This valuation cycle has proven to be easily understandable and contributes to the county's bond rating

Assessment



Department: County Clerk (G1)

YEAR: 2018

To ensure the orderly and sustainable conduct of justice, government, and commerce by maintaining a system of records that document all land transactions and court filings

Customers | Clients:

Legal Community, financial institutions, public

Partners:

None

RESULTS BASED ACCOUNTABILITY™ HEADLINE PERFORMANCE MEASURES

HOW MUCH:	62,703	HOW WELL:	100%	BETTER OFF:	Co Clerk Customer Survey*
# of documents processed in 2018		% of filings completed within 24 hours			Customer Survey

Story Behind the Data

HOW MUCH: approximate # of documents processed through our office in 2018. The documents include land records, civil records, criminal records, criminal searches, business certificates, liens and judgments

HOW WELL: % of filings completed within 24 hours. All documents processed by our office are entered, verified and returned (in most cases) by the end of the business day. The documents that are available for public viewing, are available on our website the next day.

BETTER OFF: Customer Survey (Data Development) Within the RBA Framework customer satisfaction via a survey has many benefits, including measuring success, understanding successes, gathering suggestions for improvement as well as improving relationships between customers and the department. The following survey will be implemented in 2019.

(On a scale from 1 to 5, 1 being the worst and 5 being the best)

Do you feel like we are getting you the data you need in a timely manner? (HOW WELL) Scale 1-5

Why do you feel this way? (open ended) Reasons

Is the staff helpful and knowledgeable? (BETTER OFF) Scale 1-5

Anything we can do to help our staff help you? (open ended) Suggestions to support future action plans

Do you have any suggestions for the County Clerk's office to improve series (open ended) Suggestions to support future action plans

Department Services: County Clerk

Program	# served	Total Cost	Revenue	Local share	# FTE's	Impact Assessment: Why is this funded?
Central Records	700+	\$63,143	0	\$63,143	1.0	The County Clerk's Office oversees the Inactive Records Center, the Records Department and Central Services. The Central Services Department handles the mail services for the County. Central Services handles all departmental mail through one centralized location. Billing for these services is done monthly by department. The clerk also assists with the transporting of records between departments and the records center and also scans when time is available.
County Clerk	County	\$915,867	\$346,000	\$569,867	9.0	The County Clerk's Office serves as the repository for all land records (deeds, mortgages, etc.). The County Clerk is the Clerk of the Supreme and County Courts and is responsible for all civil and criminal filings. Other functions that are provided include: notary public, corporate filings, passports, naturalization ceremonies, collector of mortgage and transfer taxes, federal and state tax filings. A County Clerk's office is required by law to exist in each county. We are hopeful that the future of this office will be "paper free," that is to say: we are in the process of scanning all of our records to alleviate the necessity of building NEW buildings to house OLD records. Our office records have been scanned back to 1817 and are currently being incorporated into our electronic document management system

Records Management	-	\$9,000	\$11,000	-\$2,000	0	The Clerk's Office oversees the Inactive Records Center, the Records Department and Central Services. The Bunker houses paper records for the County and is currently implementing a digital records system (Laserfiche) for use throughout all departments.
--------------------	---	---------	----------	----------	---	--

Co Clerk



Department: Department of Motor Vehicles (G1)

YEAR: 2018

Program Purpose: To provide local residents and businesses access to a convenient, efficient source for securing motor vehicle licenses

Customers | Clients:

Local residents and businesses

Partners:

None

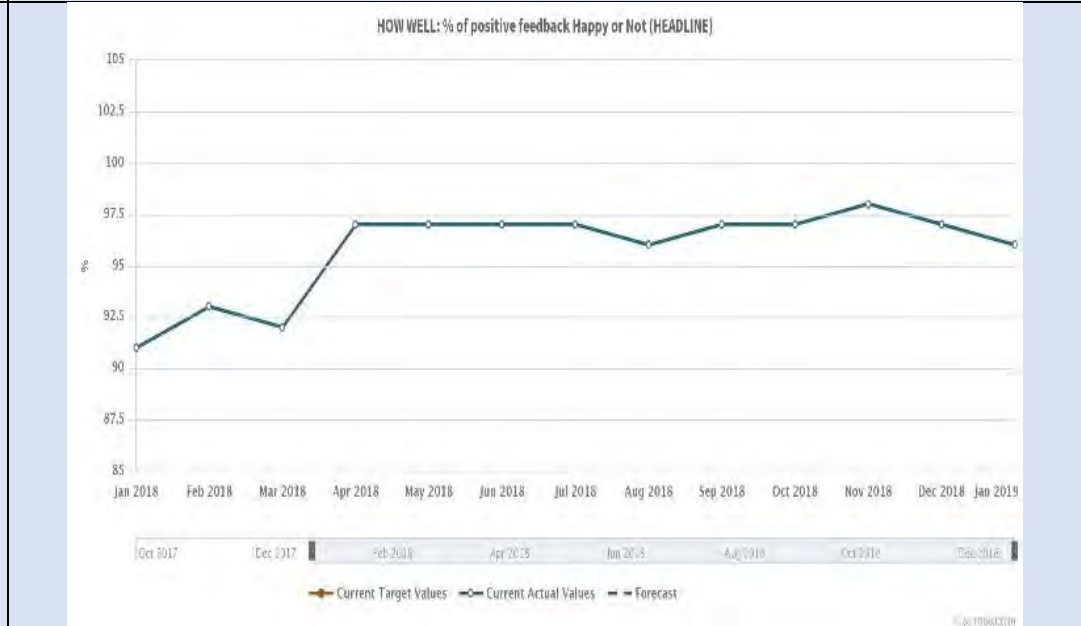
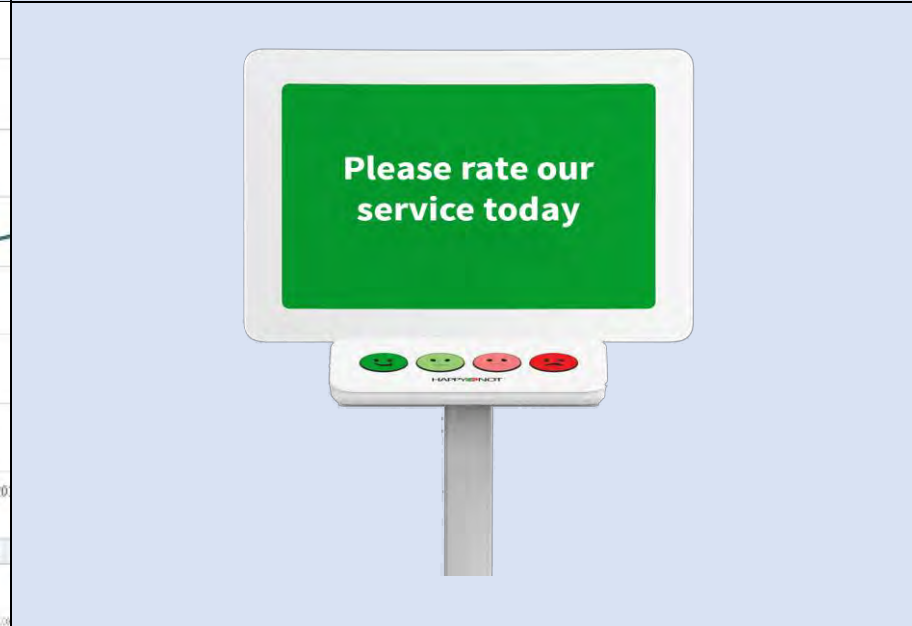
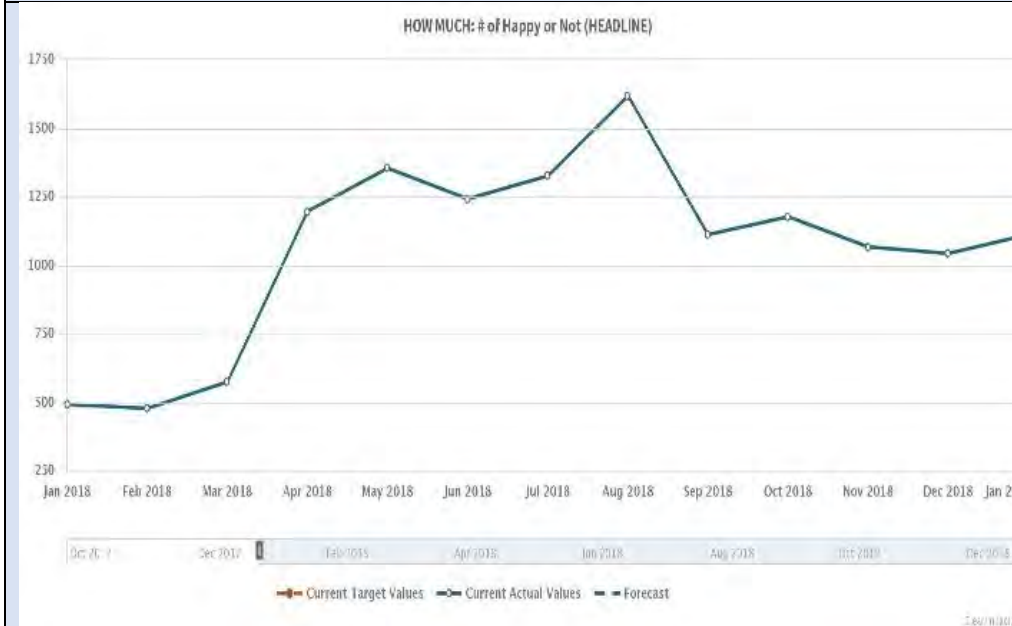
RESULTS BASED ACCOUNTABILITY™ HEADLINE PERFORMANCE MEASURES

HOW MUCH:	12,694 tallied	HOW WELL:	2.61 minutes	BETTER OFF:	97% happy
------------------	-----------------------	------------------	---------------------	--------------------	------------------

of customers in 2018 that participated in Happy Or Not

% Customer wait time sample 2019

% of customers happy 2018



Story Behind the Data

HOW MUCH: # of customers responding to services (Happy or Not) The Department of Motor Vehicles uses the Smiley Terminal™ that asks for customers feedback, see green window in rating services in real time. This is a simple but effective method of gathering data.

HOW WELL: Wait time. The department purchased two large Digital Analog Clocks and put them up at DMV. Using a spreadsheet on the counters for people to enter the amount of time they waited. From 7/31/2019 - 8/13/2019 (87) customers participated, their wait time ranged from no wait to 23 minutes. This is an effective method of accessing customer wait time without taking staff away from their current duties.

BETTER OFF: % of positive feedback by customers based on the Smiley Terminal™. This terminal allows customers to provide feedback at the exact time and point of experience. The system is wireless and uses zero energy consumption running on D cell batteries.

Department Services: Department of Motor Vehicles

Program	# served	Total Cost	Revenue	Local share	# FTE's	Impact Assessment: Why is this funded?
DMV	78,855	\$699,251	\$811,953	[-\$112,702]	10.75	The Clerk's Office maintains the Department of Motor Vehicles, which provides the convenience of a local center to serve the vehicle licensing and registration needs of the community. The addition of enforcement transactions and official plate issuance has eliminated the necessity of travel to a district office for residents requiring those services. We are expecting that the EDL (Enhanced Driver's License) will continue to be a popular substitute for the U.S. Passport. We have been requested by New York State to encourage our customers to participate in the organ donor program



Department of Social Services (G1)

YEAR: 2018

Services for Financial Assistance

These programs provide financial assistance to low income persons to meet their basic needs.

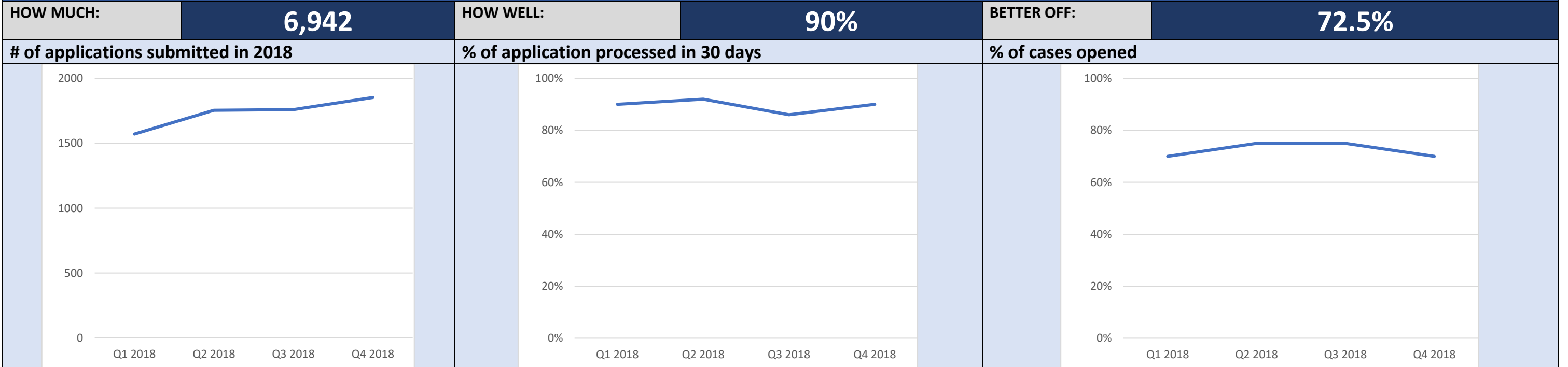
Customers | Clients:

Low-Income Individuals and Families

Partners:

Community partners make referrals and can assist clients in submitting applications and necessary documentation.

RESULTS BASED ACCOUNTABILITY™ HEADLINE PERFORMANCE MEASURES



Story Behind the Data

The total number of applications for financial assistance increased by 18% in 2018. The percentage of cases processed within 30 days remained steady averaging 90% through the year. The percentage of cases that are opened represents the percentage of applications that are eligible to receive benefits. Cases may be determined ineligible for assistance due to several reasons including excess income or resources, not complying with program requirements, or not submitting necessary documentation.

Temporary Assistance and SNAP benefits are funded through federal and state programs. The number of Temporary Assistance and SNAP applications and cases opened reflects the number of individuals and families in the community who need additional financial supports to meet their basic needs. Eligibility for these programs is based on federal and state regulations.

Department Services: DSS

Program	# cases	Total Cost	Local share	# FTE's	Impact Assessment: Why is this funded?
Temporary Assistance	2,222	\$7,567,745	\$2,964,144	13.13	Tompkins DSS provides Temporary Assistance to low income individuals who meet eligibility requirements. Income limits for this population vary based on program regulations Staff process applications to determine eligibility and benefit amount available to a household.
SNAP	7,196	\$1,868,653	\$850,178	25.26	Tompkins DSS provides Supplemental Nutrition Assistance Program (SNAP) benefits to low income persons who meet eligibility requirements. Income limits for this population vary based on program regulations. Staff process applications to determine eligibility and benefit amount available to a household.

DSS



Department of Social Services (G1)

YEAR: 2018

Services for Vulnerable Populations

Customers | Clients:

Children whose safety is at risk.

Partners:

Partners make referrals and provide services that support

RESULTS BASED ACCOUNTABILITY™ HEADLINE PERFORMANCE MEASURES

HOW MUCH:	1,294	HOW WELL:	83%	BETTER OFF:	97%
# of CPS hotline calls in 2018		% CPS safety assessments completed in <u>seven days</u> – child safety		% Child Welfare cases with no new foster care placement within 12 months of discharge	

Story Behind the Data

HOW MUCH: # of CPS hotline calls

Tompkins County DSS receives child protective hotline calls regarding concerns about child safety through the State Central Registry.

The number of hotline calls includes: 1) primary reports- an initial report in which Tompkins DSS has primary responsibility for the case; 2) subsequent reports- hotlines on a case that is already open for child protective or child welfare services; or 3) secondary reports – hotlines in which Tompkins DSS assists another county with a CPS investigation. The opioid epidemic has caused an increase in the number of hotline calls over the past several years.

HOW WELL: % CPS safety assessments completed in seven days – child safety

A safety assessment of children is required within seven days of the hotline call. The number of adults and children on a case as well as the types of allegation made can influence the time in which it takes to make a complete safety assessment.

BETTER OFF: % Child Welfare cases with no new foster care placement within 12 months of discharge

During a CPS investigation, if there is determined to be a safety risk to the child they are placed in foster care. Child welfare staff work with families to address these safety concerns. When these concerns are resolved, or another permanency placement has been identified the child is then discharged from foster care. No new foster care placement within 12 months indicates that there have not been any additional safety concerns that have warranted that the child be placed in foster care again.

The number of Child Protective Hotline Calls Tompkins DSS receives is reflective of overall workload within children’s services. Tompkins DSS is required to respond to every hotline to determine child safety. When there are significant safety concerns for the child a child welfare case is opened and in some cases a child is placed in foster care. Families are referred to various services in the community to address the issues underlying the safety concern. Over the past several years, the opioid epidemic has had given rise to a significant increase on both number of hotlines and child welfare cases opened.

Department Services: DSS

Program	# served	Total Cost	Local share	# FTE’s	Impact Assessment: Why is this funded?
Services to at-Risk Adults, Children, and Families	CPS- 1294 CW- 284 APS-351 APS Repayee 210 LTC-208	\$3,349,843	\$2,962,067	82.81	Services for adults, children and families include child protective services, foster care, Adult Protective Services, DV services, Long Term Care services, services for juvenile delinquents and persons in need of supervision, adoption services, and residential placement services. These services are mandated by the state to ensure that our community's most vulnerable children and adults are safe from harm. The Department of Social Services is responsible for developing children, families, and adult’s services plan every five years. Within the plan we must articulate what services we will fund to prevent foster care and services we will provide for families with children in foster care. We must also describe what services we will offer or fund to assist teenage youth who are at risk of placement. This Department works with many agencies in the community to develop effective approaches to enhance the welfare of children and vulnerable adults, and seniors.

DSS



Department: Highway (G1)

YEAR: 2018

Provide a safe and efficient transportation system and accomplish day-to-day function of highway department and provide information to the Board.

Customers | Clients:

All who travel the county's transportation system

Partners:

State, Town, Municipalities, county departments, and contractors.

RESULTS BASED ACCOUNTABILITY™ HEADLINE PERFORMANCE MEASURES

HOW MUCH:	302.23	HOW WELL:	76 Good	BETTER OFF:	66.4% (Good/ Excellent)
Miles of road maintained in 2018		Average Pavement Condition Index (PCI)		% PCI road condition between 70—100 in 2018	

Story Behind the Data

HOW MUCH: # miles of road paved

Miles of Road Paved ranges in process from Surface Treatment to Full Depth Reconstruction (FDR). Surface Treatments (least expensive) are aimed at preserving what has been invested where Full Depth Reconstruction would be addressing a road section that has declined too much to be addressed by anything else (most expensive). When we rate Pavement Condition the applications are scored higher based on process, FDR scoring higher than a Surface Treatment however the base Condition scoring is much lower to start on the FDR's.

HOW WELL: Average PCI (Pavement Condition Index)

The Average Pavement Condition Index is created by annually evaluating various aspects of each road section, (examples are quality of ride, amount of surface cracking, quality of drainage, etc). The evaluation scores for all 302 miles of county roads and averaged (302 miles / total score) which provides the PCI.

BETTER OFF: % PCI (Pavement Condition Index) Road condition 70—100 rating (Good/ Excellent)

The goal to keep all 302 miles of County Roads from falling below this range. This requires a balance of all applications of road repair from FDR to Surface Treatment. Consistent funding keeping up consumer index is required to maintain this goal

Department Services: Highway

Program	# served	Total Cost	Local share	# FTE's	Impact Assessment: Why is this funded?
County Road Administration	7,357	\$14,514,304	\$11,728,271	37.84	Establish and ensure consistency in the professional management of County transportation system
Maintenance of Roads	100,000+	\$5,333,994	\$2,842,306	31.94	Provide highway maintenance, emergency response services to ensure the safety, effectiveness, and efficiency of Tompkins County's Highway system.
Bridge Maintenance	1,443	\$332,263	\$147,066	29.18	Provide bridge maintenance, emergency response services to ensure safety of traveling public crossing County's 109 bridges. Respond to safety flags initiated by bridge inspection personnel.
Snow & Ice Removal	2,771	\$6,960,277	\$2,650,795	12.06	New York State Highway Law dictates the removal of snow and ice from County Roads. Currently, Tompkins County does not have a clear roads policy, but the general public has come to expect "clear roads".
Traffic Control	6,747	\$2,091,350	\$937,379	29.18	Tompkins County has approximately 302 miles of highway. There are 4,600± signs that are maintained. Pavement markings are maintained on all County Roads and Bridges.

Pavement Condition Index for Highways				
Condition	PCI	Description/ Treatment Costs	# of roads	Percent
Excellent	80-100	Pavements are newly constructed or resurfaced and have few if any signs of distress. / Nothing	91	48.4%
Good	70-79	Pavements require preventive maintenance with only low levels of distress, such as minor cracks or spalling, which occurs when the top layer of asphalt begins to peel or flake off as a result of water permeation. / Preservation (\$0.20-1.25/sq ft)	34	18.0%
Fair	60-69	Pavements at the low end of this range have significant levels of distress and may require a combination of rehabilitation and preventive maintenance to keep them from deteriorating rapidly. / Resurface (\$1.75-2.50/ sq ft)	39	20.8%
At Risk	50-59	Pavements are deteriorated and require immediate attention including rehabilitative work. Ride quality is significantly inferior to better pavement categories. / Resurface (\$1.75-2.50/ sq ft)	19	10.1%
Poor	25-49	Pavements have extensive amounts of distress and require major rehabilitation or reconstruction. Pavements in this category affect the speed and flow of traffic significantly. / Major Rehabilitation (\$3.00-5.00/sq ft)	5	3.7%
Failed	0-39	Pavements need reconstruction, are extremely rough and difficult to drive. / Reconstruction (\$5.00-8.00sq ft)	0	0%
				Highway



Department: Information Technology Services (G1)

YEAR: 2018

SUPPORT: The Tompkins County ITS Department provides for the management of core, mandated technology services and infrastructure to facilitate cost-effective information processing and telecommunications solutions to meet program objectives, technical mandates, and public service requirements for Tompkins County departments

Customers | Clients:

Departments, Elected Officials, and the Citizens of Tompkins County

Partners:

Other local and NYS government agencies, and contracted vendors

RESULTS BASED ACCOUNTABILITY™ HEADLINE PERFORMANCE MEASURES

Work Orders: Account Management

HOW MUCH:	360	HOW WELL:	86%	BETTER OFF:	22%
# of account management work orders in 2018		% of account management work-orders completed within 1 day of start, change, or end of employment		% of incomplete account management work orders	

Cyber Security: Training

HOW MUCH:	559	HOW WELL:	10%	BETTER OFF:	30%
Number of employees trained in 2018 (does not include DSS)		% of employees trained		% of employees passing phishing campaign	

Project Management: (This is our next program priority there is no data for 2018)

HOW MUCH:	#	HOW WELL:	%	BETTER OFF:	%
------------------	----------	------------------	----------	--------------------	----------

Story Behind the Data

ITS has begun organizing our systems and processes to better align with the intent of the RBA program. As a start, data has been collected for two programs identified above, with project management the next topic to be included. Additional standardized categories of work orders and cyber security will also be included into the RBA project. In the section below is the information of our previously defined Program Impact Assessments which still accurately define ITS programs and services. Our future adoption of the RBA project will try to cover these areas but redefined in way which is measurable.

Department Services: Information Technology Services (ITS)

Program	Total Cost	Local share	# FTE's	Impact Assessment: Why is this funded?
Planning, Implementation & Support	\$372,405	\$372,405	2.50	Related ITS services are responsible for the direction, coordination and project management of work involving most County-hosted software applications, including the integration of computer systems, software and hardware necessary to deploy and manage these critical functions. In addition, ongoing daily efforts necessary to support, provide customization, and coordinate with software vendors comprise a large percentage of efforts for over 35 applications. This inventory continues to increase with an average of two new or upgrade projects each year based on local government and NYS agency requirements. ITS provides additional services related to business process analysis, grant writing, development of Request for Proposals, interdepartmental data system integration efforts and custom report and data analysis requests.
Email/Web /Internet	\$292,986	\$284,384	1.40	Tompkins County Departments rely on Electronic Mail (E-mail) as a primary form of communication and information exchange to improve their current business practices including remote email access, calendaring, and integration with other Tompkins County supported applications. ITS assists in the support and migration of an extensive web site (Tompkinscountyny.gov) which provides public information about County services, activities, and the local community. This Internet gateway is also designed to support the advancement of numerous Electronic-Government interactive applications serving specific populations to access public information and services. In addition, Internet Service Provider (ISP) contracts are managed to maintain these critical functions. Web services has the potential to promote our County to prospective newcomers and visitors, educate the public on complex issues, and increase public input to elected officials. ITS also supports numerous network devices and systems which filter and monitor SPAM, County employee Internet activity, and secure remote access to critical County and NYS supported systems.
ITS Admin/ Help Desk	\$188,165	\$188,165	1.80	Planning, directing, and coordinating the work procedures and projects of information technologies programs and services as they relate to County functions and Departments. Functions include the management and oversight of the work orders, the development and enforcement of County IT policy, internal personnel support, project and contract management, communications and financial management for the department.

Security & Compliance	\$158,712	\$158,712	1.20	Maintaining of federal and state regulations regarding the security and privacy of protected health information and other county confidential data. Responsible for the development of county ITS security policies and federal mandated health insurance portability and accountability (HIPAA) policies. Provide assistance to county departments to develop and review policies, procedures, and contract language for compliance with regulations. Provide oversight of the workforce education component of privacy and security policies and procedures.
Network/PC Support	\$372,001	\$365,938	2.25	Provide planning, design, implementation, and maintenance functions for the County network that supports access and IT systems for all 19 County facilities and responds to daily work orders and network management needs. Installation and maintenance of network equipment, hardware and software related telecommunications, networking, system integration, and data management implemented by the County. Activities include response to daily IT work orders, and the troubleshooting and correction of networking, system backup, and application technical problems. Responsible for the direction, coordination, and project management of all activities related to the County's Wide Area Network (WAN), network integration with NYS Office of Technology and other local agencies, and maintenance of primary hardware and operating systems software. Daily work includes a variety of network hardware and software monitoring and analysis to implement appropriate configuration changes.
Public Safety Support	\$118,487	\$118,487	.95	Today's professional and proactive law enforcement services require dedicated and integrated technology resources and support. This program serves as a multi-agency collaborative model for future data and technology shared service initiatives that can be applied throughout Tompkins County and promotes the establishment of standardized data management and reporting tools. The continued support of this program will sanction the firm foundation of collaboration toward better service, efficiency, and continued technology and information sharing throughout Tompkins County for public safety safety agencies. This includes coordination of Records Management Systems for local law enforcement agencies, the department of Emergency Response/Dispatch Center and the District Attorney's office resulting from the recently initiated Computer Aided Dispatch and Mobile Data project.
Geographic Information Systems	\$137,656	\$129,706	1.05	GIS provides for the development, maintenance, implementation, and distribution of geographic data and mapping applications. The GIS Division also assists in the NYS mandated tax mapping program for the Assessment Department and provides direct support for the integration of the Computer Aided Dispatch mapping system and related address data. Systems are comprised of aerial photography, geographic spatial data, computing and software systems and web based mapping services. Primary tasks include coordination with acquisition and development of data, project design, spatial data processing functions, and mapping products as well as responding to daily work orders, public inquiries, and data requests. GIS has recently deployed an address management system designed to allow all Tompkins County municipalities the ability to manage their respective address details from a centralized application.
Telecommunications Support	\$131,873	\$99,834	.85	Programming and support services for the design, development, enhancement, and purchase of telecommunication systems, services, and contracts for all County facilities. Coordination and response to work orders involving County telephone systems and management of contracts and the monthly departmental distribution of costs associated with telephone usage. In addition, the County wide implementation of the Voice Over IP (VOIP) telephone system, orginally installed in conjunction with the Public Health capital project, will be completed for all additional County owned facilities based on the recently approved 2013 Captial Project Plant.
Information Technology Services (ITS)				



Department: Mental Health Services (G1)

YEAR: 2018

Our mission is to support all members of our community in achieving and sustaining their mental, emotional, physical, and social wellbeing, and to help them reach their personal goals by providing a broad range of effective and individualized services.

Customers | Clients:

Individuals and families who work, reside, or study within Tompkins County.

Partners:

Tompkins County Public Health, New York State Office of Mental Health, New York State Department of Health, community mental health and substance use disorder (SUD) service providers, primary care providers and regional hospitals, Assertive Community Treatment, Single Point of Entry & Single Point of Access (SPOE/SPOA), court systems, law enforcement agencies, regional human services agencies.

RESULTS BASED ACCOUNTABILITY™ HEADLINE PERFORMANCE MEASURES

HOW MUCH:	78,032	HOW WELL:	46%	BETTER OFF:	7%
# of Services Provided		% of clients who received timely access to services		% of active (vs. inactive) clients who had multiple admissions to hospital/ER visits within 30 days	
GRAPH on page 17		CHART on page 17		GRAPH on page 17	

Story Behind the Data

HOW MUCH: # of Services Provided 78,032 (See Graph below)

We are able to count services provided by PROS and TCMHS. Health Home data is under development; TCMH contracts through HHUNY to provide care management services and access to NetSmart and other data sources is limited. Therefore, our total count of services provided in 2018, 78,032, does not represent the services provided within the Care Management program.

HOW WELL: % of clients who received timely access to services, as defined by programmatic standards (See Chart below)

Each program (Clinic, PROS and Health Homes) has a different definition of this measure. For the clinic, we are working with CMC, our RHIO HealtheConnections, and our new electronic health record TenEleven to create an HL7 interface in order to combine multiple data sources to measure the number of days between hospital discharge and their follow up appointment at TCMHS. For our other programs we are undergoing a similar process of a.) identifying the best way to define timely access to services b.) benchmarking our goals to relevant programmatic standards c.) working with internal and external data sources to consistently and accurately measure accessibility. Generally speaking, we aim to capture for each program

- Outreach Phase: The interval (days) between a client referral to a client seen for an intake appointment (outreach phase)
- Engagement Phase: The interval (days) between a client intake and when a client is admitted/enrolled in to the program

BETTER OFF: #/ % of active clients who had multiple admissions to hospital/ER visits within 30 days (See Bar Graph below)

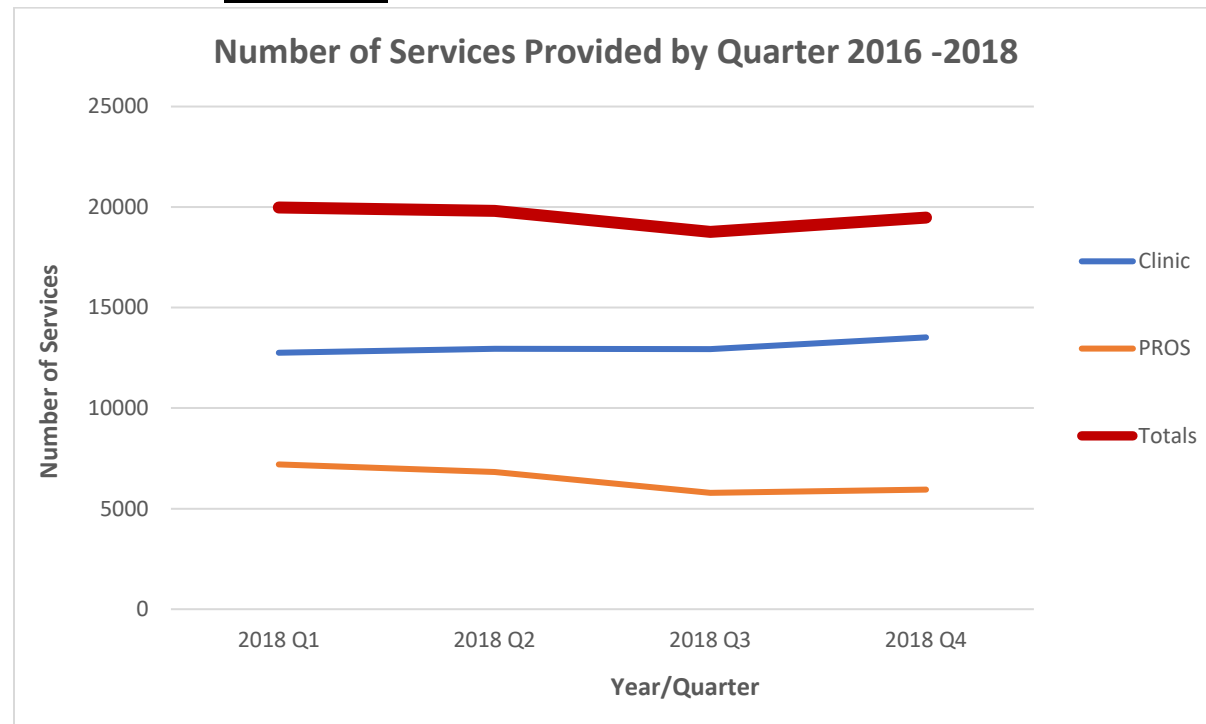
2018 data is available for 3rd and 4th quarters only, but is being collected for 2019. All hospitalization data is sourced from our RHIO, HealtheConnections. Accessing data requires an individual consent per client to share information with TCMHS. Therefore, clients who do not always consent for TCMHS to access their information via the RHIO are excluded from the data set. Data collection is currently time prohibitive; we are working to create an interoperable HL7 connection between HealtheConnections and our electronic health record, TenEleven, to improve our workflow.

Our 2019 Better Off measure “Improved quality of life as indicated by pre and post Quality of Life surveys” is under data development. Both a baseline and follow-up survey are necessary to benchmark improvement; TCMHS administered a baseline survey from October to December of 2018 and there was significant response (343 surveys). We are planning to administer this mid 2019 for the first pre/post comparison. We are simultaneously working to add this survey as a form embedded within our electronic health record as an ongoing, periodic assessment at intake and thereafter. We will compare client survey response to determine if there is a change or improvement in their scores (delta score).

Department Services: Mental Health					
Program	# served	Total Cost	Local share	# FTE's	Impact Assessment: Why is this funded?
Clinic	850	\$3,980,219	\$142,375	28.0	<p>Tompkins County Mental Health Clinic is an article 31 New York State Office of Mental Health (OMH) licensed clinic offering multiple types of therapy.</p> <p>Adult Therapy: Adult Therapy offers treatment to adults with a mental health diagnosis. Each client is paired up with a social worker and with a prescriber when medication therapy is appropriate. A person-centered treatment plan is collaboratively developed with each individual, outlining specific goals and objectives that address individual treatment needs. Forms of evidence-based treatment are offered, such as Motivational Interviewing, Cognitive Behavioral Therapy, and Dialectical Behavioral Therapy, in both individual and group settings.</p> <p>Children & Youth Therapy: Children and youth under 25 years of age are offered similar types of therapy, both within local schools and at TCMH's downtown building.</p> <p>Medication Therapy: Clients are prescribed medication by a psychiatrist or psychiatric nurse practitioner, and have registered nurse support. Long-acting injectable and Clozaril are offered to clients with a severe mental illness who have not been successful with medication adherence.</p> <p>Forensic Therapy: Forensic Therapy provides treatment for sex-offenders, domestic violence offenders, clients mandated by anger management, clients on probation, and clients on parole. Forensic Therapy also provides crisis services for people in the community who may need immediate help. This includes Emergency Outreach Service (EOS), Mobile Crisis Team (MCT), and Critical Incident Negotiation Team (CINT).</p> <p>Integrated Substance Use Disorder Therapy: TCMHS serves clients with co-occurring substance use disorders. TCMHS recognizes the relationship between mental health and substance use disorders and promotes a "no wrong door" philosophy. Staff are provided ongoing training that builds competency to holistically address the needs of individuals with co-occurring disorders. We are committed to creating opportunities for clients to discuss substance use.</p>
PROS	65	\$558,216	\$142,684	6.0	<p>PROS follows the model of care that fosters the hope of recovery and builds on the strengths of the whole person to build a meaningful life in the community. PROS serves the most vulnerable population diagnosed with chronic mental health disorders, substance use disorders, unhelpful coping behaviors and limited abilities to function in the community. The program is open five days a weeks and offers groups, individual therapy, crisis intervention, employment services, health monitoring and medication management. On-going assessment of clients' needs promote a flexibility for rapid intervention and prevention of re-hospitalization. The recovery model promote skills for clients to re-engaged with their lives and their goals or to create new ones to promote a life they want to live. On-going collaborations with community agencies and strengthening family ties help create a sustainable support network for clients.</p>
Health Homes	400	\$1,112,937	\$410,772	8.0	<p>New York's Medicaid program serves over 5 million enrollees with a broad array of health care needs and challenges. While the majority of Medicaid enrollees is relatively healthy and only requires access to primary care practitioners to obtain episodic and preventive health care, the Medicaid program also has several population groups who have complex medical, behavioral, and long term care needs that drive a high volume of high cost services including inpatient and long term institutional care. Navigating the current health care system can be difficult for relatively healthy Medicaid recipients and even more so for enrollees who have high-cost and complex chronic conditions that drive a high volume of high cost inpatient episodes. A significant percentage of Medicaid expenditures are utilized by this subset of the Medicaid population. Appropriately accessing and managing these services, through improved care coordination and service integration, is essential in controlling future health care costs and improving health outcomes for this population.</p>

Mental Health

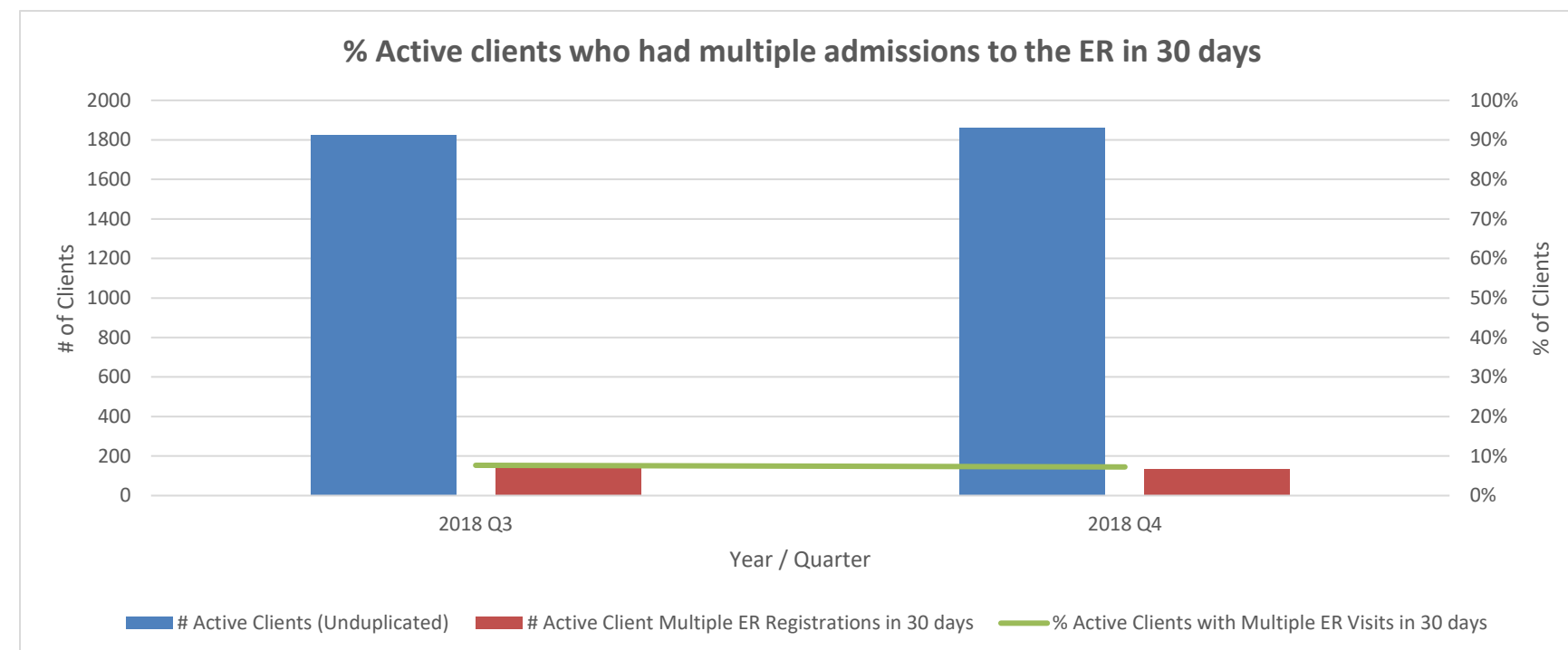
HOW MUCH: 78,032 Services provided (Mental Health)



HOW WELL: 46% of clients who received timely access to services (Mental Health)



BETTER OFF: 7% of active (vs. inactive) clients who had multiple admissions to hospital/ER visits within 30 days (Mental Health)





Department: Probation (G1)

YEAR: 2018

Supervision – Adult

The purpose of supervision is to identify and address criminogenic (likely to cause criminal behavior) needs, reduce criminogenic risk and to improve successful outcomes thereby enhancing community safety.

Customers | Clients:

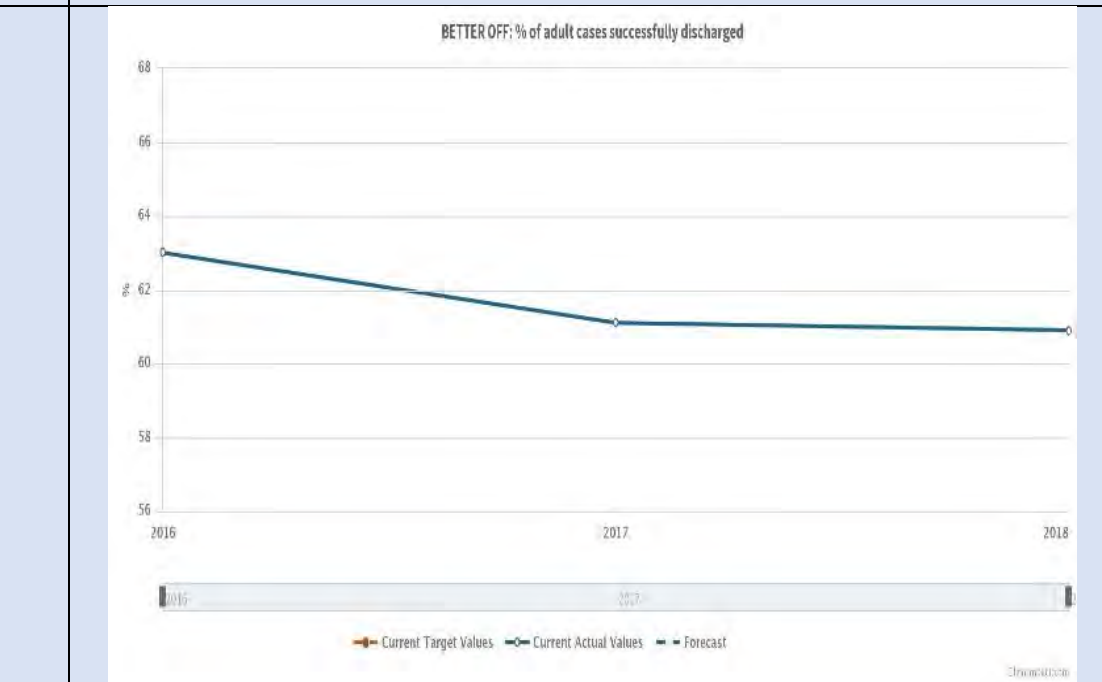
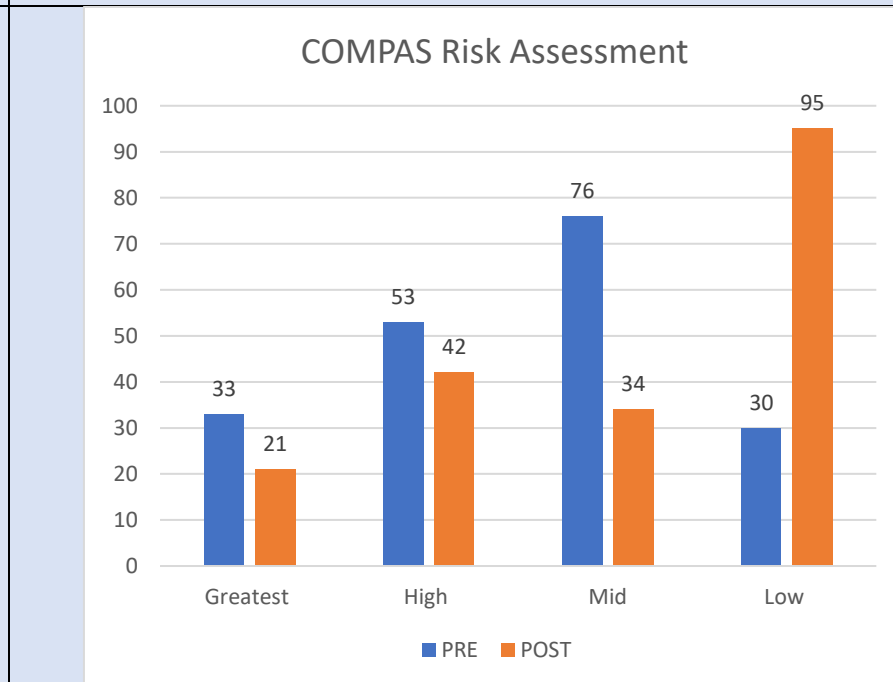
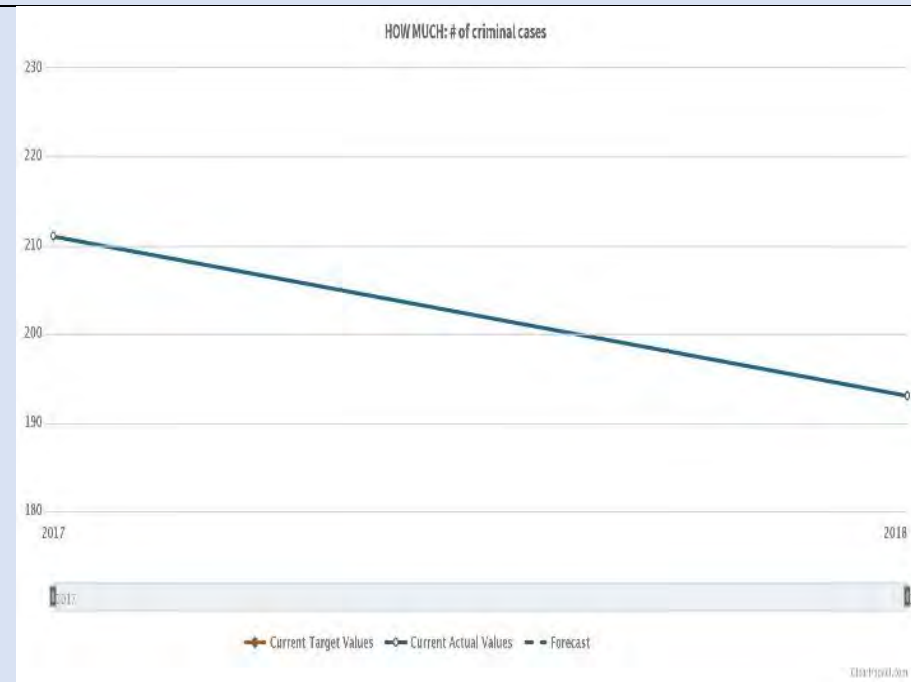
Courts, Crime Victims, Probationers & Community

Partners:

Substance Abuse Agencies, DSS, Mental Health

RESULTS BASED ACCOUNTABILITY™ HEADLINE PERFORMANCE MEASURES

HOW MUCH:	192	HOW WELL:	216% low *	BETTER OFF:	60.9%
# of adult criminal cases closed 2018		% with decreased criminogenic risk (pre/post COMPAS)		% of adult cases successfully discharged	



Story Behind the Data

HOW MUCH: # of adult criminal cases closed 2018

This department assesses a probationer's recidivism risk and their criminogenic needs at the commencement of the supervision period and at the time of case closing. The risk score dictates the required level of contact with the probationer. As probationers successfully address their criminogenic needs, their risk scores improve demonstrated by the downward trends in Graph 2.

HOW WELL: % with decreased criminogenic risk (per/post COMPAS) Correctional Offender Management Profiling for Alternative Sanctions software assesses a client's likelihood of reoffending * Low Risk increased by 216% (30 individuals to 95 individuals); Greatest, High, and Medium Risk decreased by 40.1% (162 individuals to 97 individuals).

BETTER OFF: % of adult cases successfully discharged

Out of 192 criminal court cases closed in 2018, 60.95% were successfully discharged from their court ordered supervision.

Department Services: Probation					
Program	# served	Total Cost	Local share	# FTE's	Impact Assessment: Why is this funded?
Community Services	350	\$164,438	\$111,172	2.0	This program provides a positive experience for the five populations it serves (adjudicated youth, adult criminal, Drug Court participants, Day Reporting participants and DSS Work Experience participants) and for the community at large who benefits from the work completed by the participants. Participants gain job skills, learn how to behave on job sites and gain a sense of positive accomplishment for work completed. The intrinsic value of repaying the community for criminal or errant behavior is profound and cannot be measured, however, not-for-profit agencies where community service is performed have come to rely on the services of our program and have indicated huge cost savings due to the work we provide. In addition, this department's community service program is relied on by other county departments, including Building and Grounds, TCAT, Tompkins County Airport and DSS, where we have performed numerous projects and services. This interagency cooperation has proven successful for all parties and has saved the county time and money over the years. In addition, this department has entered into an agreement with DSS to allow public assistance recipients to participate in our community service program to satisfy DSS regulations geared towards job skill development and employment, thus reducing the public assistance rolls. All Day Reporting participants are required to perform 3 hours of community service per week as part of the program requirements and the drug courts utilize community service as a response to address noncompliance issues with participants.
Core Mandated services	2,500	\$2,681,130	\$2,096,470	26.87	Core Mandated Services (Intake, Investigation and Supervision) are those that we are required to provide by law and OPCA has promulgated rules relating to how these mandates are performed. Intake services pertain to youth who have been referred to this department due to Juvenile Delinquent and Persons in Need of Supervision behaviors. Intake involves this department's attempt to assess/adjust problems in the family and divert the youth from going to Family Court, thus reducing court involvement and reliance on the system. In addition to the official referrals received by this department, we take a proactive, innovative approach to our youth by working with school personnel who have identified students exhibiting problematic behaviors BEFORE they have risen to the level of an official referral. The goal is to resolve the problem behaviors without the necessity of an official referral and system involvement. This department is required to complete Pre-Dispositional and Pre-Sentence Investigations for the Family and criminal courts for the purpose of determining the issue of restitution to victims and sentencing recommendations. Lastly, this department is required to provide supervision to youth and adults who have been ordered on probation by the courts. Supervision is based on actuarial risk and needs assessments and motivational interviewing and involves monitoring the probationer's compliance with conditions of probation, assessment for and referral to services in the community, field and collateral work with family and employers, victim services, restitution collection and filing of violations/return to court for probationer noncompliant behavior that puts the public at risk. Frequency of contacts with probationers is dictated by rules promulgated by OPCA. In providing Core Mandated Services, this department works closely with a multitude of service providers, including the police, courts, DA's office, DSS, mental health, substance abuse treatment providers, schools and youth specific programs.
Day Reporting	175	\$197,425	\$179,458	2.05	This program was developed by the County in 2001 as a creative approach to jail overcrowding and as an option available to the courts in the continuum of graduated responses. Participants are allowed to remain in the community under supervision while being required to attend a highly structured day program geared towards education, employment and self-improvement in an attempt to stop the revolving door syndrome. Participants are directed to attend the program as a condition of their pre-trial release status, a condition of their probation or parole sentence, or as a response issued by the drug courts due to noncompliant behavior. Classes in various subjects are provided throughout the day by Probation staff and by contracted agencies. A major component of the program is GED preparation and job search/employment readiness. Program statistics reveal that the majority of participants enter the program lacking a high school diploma and a job, both indicators associated with recidivism. The program has an impressive track record with participants who have prepped for and taken the GED and who have gained employment through the assistance of the Employment Specialist. Further, many of those who have completed their DR obligation view the program as a valuable resource and return even after their court ordered involvement is over, sometimes years later, to either continue their GED preparation and/or job search or request assistance in finding new employment. The added benefit of obtaining a GED or gaining employment has long range positive implications for the individual, his/her family and the community.
Greatest Risk Supervision	100	\$109,481	\$83,685	1.0	With the advent of the new Supervision Rule promulgated by OPCA, the Intensive Supervision Program designation has been eliminated and has been replaced with a new designation called the Greatest Risk category. This category is assigned to those offenders who score as such on the risk and needs instrument and are deemed to be at risk of incarceration. Caseload size is limited to 25-35 probationers which allows the Probation Officer to provide intensive scrutiny and monitoring of probation conditions, including increased contact with the offender in the office, home and field. Barriers to success are identified early and the Probation Officer works collaboratively with other service providers and family members to ensure success. Non-compliant behavior is addressed swiftly so as to not compromise public safety. As the probationer progresses, they are transferred to core supervision with less intensive monitoring requirements. Assignment to this caseload can also be used as a stepping stone for probation violators as an enhanced supervision option. It is one of the graduated responses in this department's continuum designed to hold probationers accountable at an increased level. This caseload clearly reduces the state and local jail population and thus impacts the jail numbers and potential board out costs.

Drug Courts-Enhanced	120	\$121,255	\$108,303	1.11	Participants who enter the drug court programs (Felony Drug Court and Ithaca Community Treatment Court) are typically high risk offenders who have long legal histories of criminal behavior fueled by drug and alcohol addiction, poor prior history with probation supervision, numerous treatment episodes without success and are at risk of incarceration. The Drug Court model, which combines intensive supervision by probation and judicial oversight to address errant behavior immediately with a system of graduated responses, is a well established protocol in NY State (and other States as well) and each jurisdiction in the state has been mandated to have a Drug Court program by the Office of Court Administration. Probation Officers assigned to Drug Courts carry smaller supervision caseloads in order to provide the intensive monitoring and quick response when problems arise that may affect public safety. The Drug Court model is considered to be best practice and studies have shown the model to be effective in reducing recidivism by breaking the cycle of criminal activity and addiction. In addition to mandatory substance abuse treatment, the holistic nature of the model provides participants a multitude of services in the areas of mental health, education, employment and family involvement, all of which support an ongoing life of recovery.
Pre-Trial Release	405	\$48,716	\$43,477	0.6	A large majority of those admitted to jail are pre-trial detainees, many of whom are confined for want of relatively low bail. Such practices often reveal an unnecessary, inefficient and inequitable use of confinement, and the money bail system often imposes a disadvantage upon the poor. This program provides the courts with an alternative option to incarceration for criminal defendants. By providing the court with a report of a defendant's ties to the community and potential risk of failing to appear at future court proceedings, judges are able to make informed decisions on release status for incarcerated individuals. This department also provides supervision of these individuals for the courts (Release Under Supervision) as the defendant progresses through the judicial system so as to ensure their appearance at future court proceedings, thus making it less likely for warrants and future police involvement. As PTR provides a service to eligible inmates by allowing for a safe community based alternative for those who would otherwise not be able to afford bail, the jail population is reduced and the existing jail space becomes available for those most deemed appropriate for incarceration due to their risk to public safety. The Office of Probation and Correctional Alternatives is authorized by law to generate rules and regulations with respect to the delivery of this program.

Probation



Department: Probation (G1)

YEAR: 2018

Supervision – Juvenile

The purpose of family court supervision is to identify and address the youth’s risk factors that contributed to behaviors leading to court involvement. The overall goal is to reduce risk factors and improve protective factors, thereby enhancing community safety and the youth’s overall functioning

Customers | Clients:

Courts, Crime Victims, Probationers & Community

Partners:

Substance Abuse Agencies, DSS, Mental Health, Schools, & Parents/Caregivers

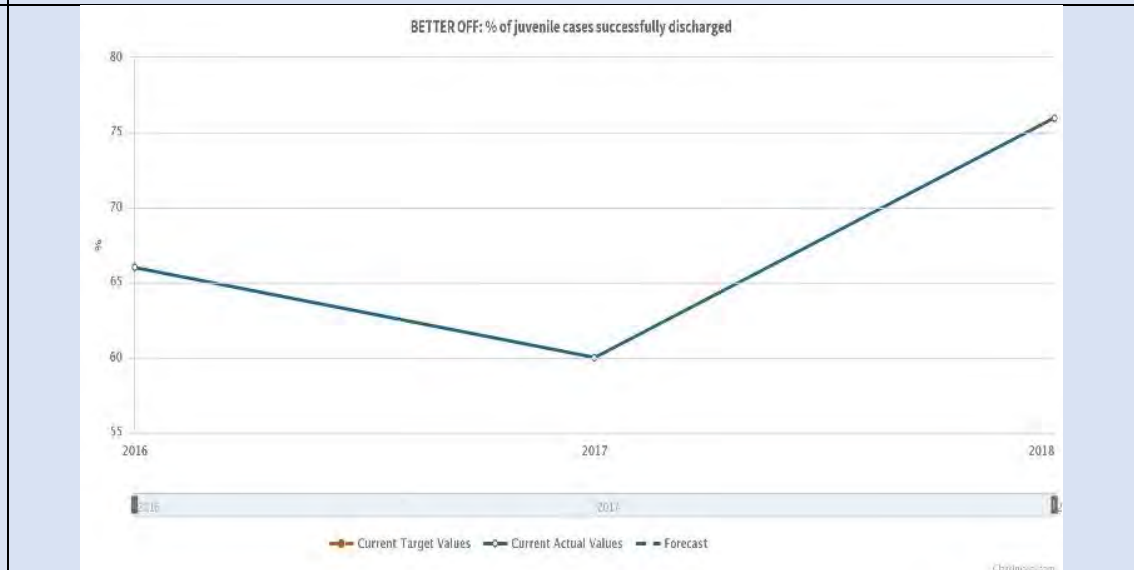
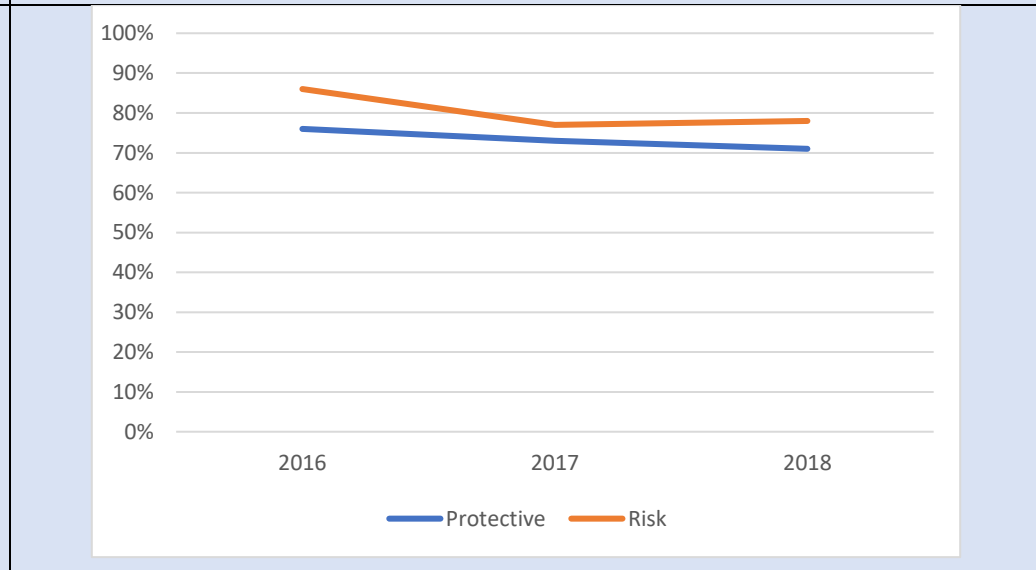
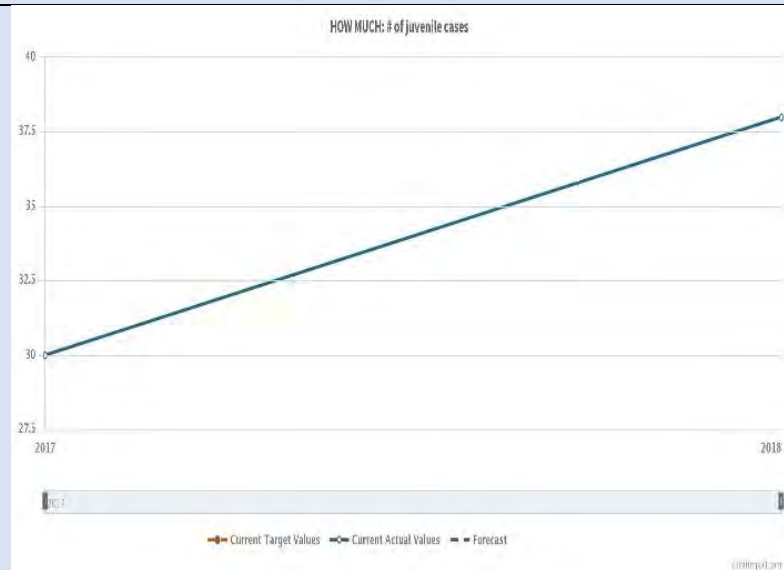
RESULTS BASED ACCOUNTABILITY™ HEADLINE PERFORMANCE MEASURES

HOW MUCH:	38	HOW WELL:	78%	BETTER OFF:	76%
------------------	-----------	------------------	------------	--------------------	------------

juveniles cases closed in 2018

% of juvenile offenders with lower Risk factors at case closing

% of juvenile cases successfully discharged



Story Behind the Data

This department assesses a youth’s risk factors at the commencement of the supervision period and at the time of case closing via the Youth Assessment Screening Instrument (YASI). The YASI risk score dictates the required level of contact with the youth. As a youth successfully addresses their risk factors (through referrals to services, improved school attendance, counseling etc.), their protective factors and overall functioning tend to improve.

HOW MUCH: 38 juvenile cases were closed in 2018, a 21% increase from 2017.

HOW WELL: 78 % of juveniles demonstrated reduced risk factors at time of case closing.

Additionally, 71% of juveniles demonstrated an increase in protective factors.

	2016	2017	2018
Risk factors	86%	77%	78%
Protective factors	76%	73%	71%

BETTER OFF: 76 % of juvenile cases successfully discharged and required no further court intervention.

Department Services: Probation (Juveniles)

Program	# served	Total Cost	Local share	# FTE's	Impact Assessment: Why is this funded?
Juvenile (JISP)	50	\$39,825	\$35,568	0.37	The JISP program provides probation supervision to our highest risk adjudicated youth with the goal of keeping the youth in the community with their families so as to avoid placement in foster care and residential settings. This department works closely with DSS and other providers to deliver the most appropriate and effective services to the child and family members. The intensity of the supervision is what makes for successful outcomes with this population. Success equates with a strengthened youth and family unit, less reliance on the system and more empowerment to the family, less expense to the county for placement in an out of home setting and hopefully less likelihood of the youth moving on to adult criminal behavior.

Probation



Department: Youth Services

YEAR: 2018

The purpose of the Tompkins County Youth Services Department is to provide critical supports to the local youth development professions in Tompkins County. We provide this backbone of support through administrative support, community outreach, research, needs assessments, data collection, training services, technical assistance, program monitoring, and quality management.

Customers | Clients:

Any individual, program, municipality, or school district that engages with youth in Tompkins County for the purposes of youth development.

Partners:

The Tompkins County Youth Services Department provides technical assistance to school districts, municipalities, and agencies that interact with youth ages 0-24 years old. Partners in this include: youth serving agencies, municipal youth commissions, Collective Impact, Tompkins County Workforce Development Board, Department of Health, Mental Health Department, Department of Social Services, Community Coalition for Healthy Youth, and numerous training professionals.

RESULTS BASED ACCOUNTABILITY™ HEADLINE PERFORMANCE MEASURES

Community Coordination

HOW MUCH:	370	HOW WELL:	97%	BETTER OFF:	93%
# that received training from Youth Services Dept. in 2018		Post-Training Survey: % rating workshop 3-5		Annual Survey: % respond they are better off due to training	

Collection & Quality Management (MYSS)

HOW MUCH:	8 Planning groups	HOW WELL:	100%	BETTER OFF:	63%
Number of contractors in 2018		% of contractors that identify annual goals		% of contractors that achieved at least one goal.	

Collection & Quality Management (Agencies)

HOW MUCH:	9 Agencies	HOW WELL:	67%	BETTER OFF:	89%
Number of contractors in 2018		% of contractors that base programming decision on needs assessments		% of contractors that maintain or improve their better off measures	

STORY BEHIND THE DATA

Community Coordination: In 2018, the Youth Services Department provided 11 different free trainings to over 370 professionals who represented over 50 different local organizations and school districts working with youth throughout Tompkins County. A variety of topics were covered including: The Reality of Class and its Impact, Mandated Reporter, Poverty Simulations, and Project Look Sharp. In addition to trainings, we provided two free screenings of documentaries at Cinemapolis entitled “Screenagers” - a film about teen screen addiction, and “I Am Jane Doe” - a film about the Commercialized Sexual Exploitation of Children (CSEC). After each individual event, an evaluation was collected from attendees, in which they were able to provide a rating on how useful that specific training was to their work, with 97% of those surveyed giving a rating of between 3 to 5 (5 being the best, on a scale of 1-5). We also collected responses, via an annual survey to all training participants, asking if they “felt their skill set used to perform their jobs was enhanced or made better by their attendance at our trainings”. This garnered a positive rating of 93% responding yes.

Collection & Quality Management (MYSS): The Municipal Youth Services System (MYSS) consists of the following municipalities: Danby, Dryden, Enfield, Groton, Joint Youth Commission (Town of Ithaca, Village of Lansing, Town of Caroline), Lansing, Newfield, and Ulysses/Trumansburg. In total, there are eight (8) planning groups representing all listed municipalities, that cumulatively identified a total of 16 goals, with 7 of those goals being realized in 2018 (44%), and another 2 of those goals on track to be realized in 2019 (13%). Of the 8 planning groups, 5 completed/achieved at least 1+ of their goals (63%). The year 2018 provided some unique and difficult challenges for the Tompkins County Youth Services Department, with 3 of our 5 staff members transitioning out of the Department (60%). With the learning curves of the 2 new staff we hired, leaving us short 1 staff person, we were only operating at 80% capacity. When the learning curve for the new staff is factored in, in addition to the inconsistencies resulting from the loss of the Department Head, the technical support our department was able to provide to the 8 planning groups was less than it had been in prior years. Finally, as always with committees that are staffed with volunteers, there are challenges with recruitment, retention, and/or goal setting within some groups more than others, and these planning groups are no

exception to that. All these things taken together provide a clear picture of the current Better Off percentage, which demonstrates the department provides exceptional technical assistance but also gives us hope that in 2019 we will be able to improve that measure once we are fully staffed, and the learning curves are not so steep for new staff members.

Collection & Quality Management (Agencies): The Youth Services Department administers County funds to a variety of programming at the following nine (9) agencies that provide direct services to youth in Tompkins county: Ithaca Youth Bureau (Recreation Support Services, Youth Employment Services, Big Brothers Big Sisters, and Outings), Learning Web (Youth Outreach and Youth Exploration Program), Family and Children’s Services (Open Doors Programs), Childcare Development Council (Teen Pregnancy and Parenting Program), and Cornell Cooperative Extension (Urban 4H). Each of the 9 agencies that receive funding from the Youth Services Department have identified at least one Better Off Measure, with 8 of them (89%) having either maintained or improved their better off measures in the timeframe between Q4 2017 to Q4 2018. These RBA measures are all tied to our Achieving Youth Results (AYR) framework that looks at six (6) different goal areas with associated indicators. These goal areas are: Community, Economic Security, Education, Engagement, Family, and Physical and Emotional Health.

As was mentioned in the MYSS section above, the year 2018 was one of transition for the Youth Services Department with 60% staff turnover. The same challenges and issues that arose around the amount of technical assistance that was provided to the MYSS existed in technical support provided to funded agencies. However, despite these challenges, technical assistance provided by Youth Services staff still effectively aided in navigating barriers to reach agency RBA goals throughout the year. An example of our technical assistance comes when looking at the AYR indicator of “Engagement” tied to Cornell Cooperative Extension’s 4-H Urban Outreach Program that had a 2017 Better Off measure of 74% for the percentage of youth developing and increasing their life skills capacity (five parts) resulting in the achievement of a higher performance level. This same Better Off measure in 2018 had a percentage of 69% and, after discussions with the Youth Services Staff, it was determined that this indicator was heavily tied to consistent program attendance. In response, an action plan was created with technical assistance from TCYSD with the idea that 4-H Urban Outreach’s staff would spend more time promoting programming among parents/youth, would target specific underserved populations, and look for additional locations to host programming that were most readily accessible to those underserved populations. In the first half of 2019, consistent program attendance at 4H-Urban has increased considerably. TCYSD staff continues to work with all funded agencies in monitoring progress in terms of selected RBA measures, to ensure measures are accurate representations of the work being done with youth as well as to ensure the measures lead to overall improvement in program effectiveness. Agencies must be invested in the RBA process to ensure its success, which the TCYSD staff is able to foster through their ongoing technical assistance.


Department Services: Youth Services

Program					
Planning & Coordination	# served	Total Cost	Local share	# FTE’s	Impact Assessment: Why is this funded?
Department Administration	7,613	\$588,032	\$450,591	3.0	Tompkins County Youth Services provides coordination and planning to support TC youth from birth to age 24. This is achieved by working with and aiding youth-serving agencies, organizations, individuals, municipalities, and county departments. Through this planning and coordination function, TCYSD staff members conduct the following: monitor the performance of contracted agencies to ensure programs are reaching their desired, research based outcomes; promote cross-agency communication, collaboration and, as necessary, suggested consolidations; develop or administer systems to enhance program services such as was developed through the Achieving Youth Results and Results Based Accountability frameworks; provide technical assistance to support career readiness programming and the Workforce Development Board and WDB Youth Oversight Committee; serve as a liaison for youth services in every municipality through the Municipal Youth Services System; allocate resources based on community priorities; coordinate youth substance use and abuse prevention; plan for, provide support to, and coordinate 12 citizen planning groups that include: the Youth Services Board, 8 rural youth commissions, the Inter-municipal Recreation Partnership and the Community Coalition for Healthy Youth; coordinate and provide grant assistance for municipalities and agencies; write grants to diversify funding to include not only local and state dollars but also federal funding and private donations; participate, serve on and/or facilitate youth-specific conversations on advisory groups such as youth employment council, runaway and homeless youth advisory committee, youth mental health services, family court advisory committee, criminal justice alternative to incarceration committee, substance abuse sub-committee of the mental health board, bullying prevention taskforce and others; and serve as a conduit of information for agencies and the community at-large, providing summer camp guides, student activity guides, school district information and other youth-related publications. Tompkins County Youth Services also organizes, hosts, and funds free trainings for youth workers, parents, and community members throughout the County.
Agencies	1,803	\$742,267	\$381,680	1.0	Tompkins County Youth Services staff serve as the County liaison, providing fiscal stewardship and program monitoring to agencies that work directly with Tompkins County youth to improve outcomes highlighted through the Achieving Youth Results (AYR) framework and process. The following are the specific goal areas targeted within AYR, the agencies that receive county funding to promote positive outcomes in that area, and the program with a summary of what that specific program does. Achieving Youth Results Goal Areas of Focus: Community 1. <u>Ithaca Youth Bureau One to One Big Brother/Big Sister</u> This program is to match youth throughout the Ithaca City School District with a mentor. This program is modeled after a national program that has proven to improve attitudes towards, school, increase academic performance, and improve relationship with family and peeps and reduced drug use and teen pregnancy. 2. <u>Family and Children’s Services of Ithaca Open Door’s Program</u>

				<p>This is the only program in the county specifically designed to provide the spectrum of services needed to address the mediation and reunification of family among runaway and/or homeless youth. Open Doors offers services on a continuum of intensity of involvement, providing engagement for youth who may easily become disengaged.</p> <p>3. <u>Learning Web Youth Outreach Program</u> This is the only program in the county specifically designed to provide the spectrum of services needed to address the issues of homeless youth and is on a continuum of runaway and homeless services. This program provides a Housing Scholarship to address the unique housing needs of youth.</p> <p>Economic Security</p> <p>1. <u>Learning Web Youth Exploration Program</u> This program crosses many arenas: career development, employment readiness, alternative education, vocational development, and after-school programming. Its focus is on programming for youth that feel too old for after-school programming and who want paid jobs but are too young to work.</p> <p>2. <u>Ithaca Youth Bureau Youth Employment Services</u> The Youth Employment Services (YES) provides comprehensive opportunities for young people to learn how to complete applications, get references, find and follow job leads, dress appropriately, practice interview skills, and learn how to be supervised.</p> <p>Engagement</p> <p>1. <u>CCETC 4-H Urban Outreach Program</u> This program keeps youth positively engaged by strengthening community, families, and individuals in trusted neighborhood locations. Many of the youth served live in homes led by a single parent/guardian, face challenges of unemployment, lack transportation, may have language barriers and experience general isolation from other local opportunities.</p> <p>2. <u>Ithaca Youth Bureau Outings Program</u> This program provides outdoor adventure programming that fosters team development.</p> <p>Family</p> <p>1. <u>Child Development Council’s Teen Pregnancy & Parenting Program (TP3)</u> This program fosters long-term, trusting, and supportive relationships between caseworkers and pregnant/parenting teens. These relationships combined with modeling of positive interactions, education about expectations for children and developmental tasks allow TP3 to support the teens and their ability to serve their children and families.</p> <p>Physical & Emotional Health</p> <p>1. <u>Ithaca Youth Bureau Recreation Support Services</u> This program strives to help individuals between the ages of 3-20, primarily people with disabilities, achieve their goals for happiness and well-being. RSS supports young people in achieving their goals through creating facilitated leisure opportunities for active participants, fostering positive relationships, and supporting independence and community inclusion.</p>
Municipal Youth Services System	1,811	\$287,262	\$287,262	1.0 With direction and oversight by TCYSD staff members, serving as county liaisons and fiscal stewards of program funding, municipalities offer safe, effective programming for at-risk and under-served youth through balanced groups. With training and technical assistance from the TCYSD, municipalities receive and implement evidence-based, cost-effective programming targeted to their local youth needs. Volunteer planning groups in each municipality identify local needs and desired services for their community, leading the way to ensure that the needs for their young people are met with safe and effective programming. With the support of TCYSD, these volunteer groups not only select and recommend the program providers but also monitor programming to ensure program quality. All programs implemented through the MYSS are designed to provide opportunities for youth to develop positive physical, emotional, social, and career readiness skills. Programs teach important life skills (i.e. Self-sufficiency, teamwork, collaboration, etc.) and allow youth to contribute to their community through community services, in a supportive intentional environment. Job training and first-time employment opportunities are offered by some of the municipalities and the need to provide these services has continued to grow throughout the past several years. At a total annual cost of ~\$200 per participant, the MYSS programs provide cost-effective ways of connecting the most geographically and/or socially isolated youth with others from different backgrounds in activities that change their lives by widening horizons, building social skills, confidence, and literacy by enabling them to experience success in a supportive setting. TCYSD staff members help municipalities find service providers who offer centralized services thereby reducing administrative costs. The Rural Youth Services (RYS) of Cornell Cooperative Extension of Tompkins County (CCETC) serves as the preferred program provider and provides centralized services such as financial, managerial, supervision and training, legal, human resources, records management, and shared vans for eight (8) rural youth commissions. This centralized program administration supports the decentralized program delivery needs of the MYSS. Having CCETC as an employer of program staff offers rural program managers full fringe benefits at a discounted cost which saves municipalities and the County a combined \$100,000+.

DEPARTMENTAL REPORT CARDS – Group 2

GROUP TWO (G2): Each department in G2 has selected their performance measures with the expectation of developing a process to collect data in 2019. Presenting metrics is not an expectation for G2 Report Cards. A handful of departments have provided data. These departments already had existing metrics that they are able to use in the RBA framework. present, we can offer a glimpse of departmental measures being collected. RBA is self-developed and individualized and each department has their own unique way of showcasing their performance measurements.

	Department: (Grouping #)	REPORT CARD YEAR: The year the data was created
	The purpose, goals, and programs of the department.	Customers Clients:
		The people that the department serves
		Partners:
		Individuals or organizations that the department works with that could influence the performance measure

RESULTS BASED ACCOUNTABILITY™ HEADLINE PERFORMANCE MEASURES

Each department provides services that improve the quality of life of the people they serve. Performance measures provide the means to know how well the department is doing at providing their services. Headline performance measures highlight some of the department’s most important actions and their impact on their customers/clients’ quality of life.

HOW MUCH:	#	HOW WELL:	#/% related to 2018	BETTER OFF:	% related to 2018
How much does the department/unit do in this area? (Quantity/ Effort)		How well does the department do this? (Quality/ Effort)		Is anyone better off as a result of the work the department does? (Quantity/ Quality of Effect)	
Group Two departments will not have charts and graphs to showcase their information. The departments are providing the various data points that they have begun to collect or would like to collect.					

Department Services:

The information below was previously captured in the Program Impact Assessments

Program	# served	Total Cost	Local share	# FTE's	Impact Assessment: Why is this funded?
The Departmental Program Areas	The number of people served	The total cost for this program area	Local cost for this program area	# of Full-Time Equivalents	Program Narrative



Department: Assigned Counsel (G2)

YEAR: 2018

Our goal is to see the correlation between the date the client is assigned and if this speeds up the process of having the client released from the jail or having an attorney respond to them as quick as possible helps the client resolve the matter sooner.

Customers | Clients:

Clients are people who apply for assigned counsel

Partners:

RESULTS BASED ACCOUNTABILITY™ HEADLINE PERFORMANCE MEASURES

HOW MUCH:	HOW WELL:	BETTER OFF:
3,000 applicants and clients in 2018	<p>90% of all clients correctly responded to in a timely manner*.</p> <p>A decision on assignment of counsel to applicant within five business days following submission of application – 85% performance on this standard</p> <p>A decision on assignment of counsel to applicant who is incarcerated within one business day - 90% performance on this standard</p> <p>Respond to complaint by client filed with assigned counsel within five business days. 90% performance on this standard</p> <p>Respond to Judicial inquiries regarding cases/attorneys within three business days 90% performance on this standard</p>	<ul style="list-style-type: none"> • % of defendants with counsel at first magistrate appearance • % of pretrial incarcerated clients • % of filed bond reduction motions granted • # of defendants released due to bond reductions • Breakdown of conditions of release, e.g., released on own recognizance, secured bond, unsecured bond, etc. • Failure to appear rates by type of case • % of defendants who have bond revoked

Department Services: Assigned Counsel

Program	# served in 2018	Total Cost	Local share	# FTE's	Impact Assessment: Why is this funded?
Assigned Counsel	3,000	\$334,468	\$120,566	3.3	We provide legal counsel for our most vulnerable community members: poor, uneducated, mentally ill, chemically dependent, substance abusers, etc.
Mandated Attorney Fees	3,500	\$1,942,942	\$1,770,000	0.0	Individuals charged with crimes that could result in incarceration are constitutionally guaranteed counsel by a competent attorney paid by the government. In New York State, that mandate is delegated to counties. The Assigned Counsel program provides the administrative structure for this program. It maintains a list of approved "panel" attorneys who have been qualified to serve as an assigned counsel; works with judges to ensure an appropriate rotation of those attorneys and a matching of skills with the needs of a particular case; reviews the financial conditions of defendants to ensure they are eligible for an assigned attorney; reviews and pays bills submitted by attorneys; and applies for and manages state grants that support the program.
Schuyler County Assigned Counsel Program	400	\$82,200	\$0	0.8	Schuyler County requested we take over their conflicts for indigent legal services, with the Public Defender's Office being the primary program. Due to lawsuit with NYCLU

Assigned Counsel



Department: District Attorney **YEAR: 2018**

The Tompkins County District Attorney's Office is responsible for prosecuting criminal offenses defined under State law, committed within Tompkins County. A broad range of offenses are prosecuted, including the most serious felonies (murder, rape, robbery, etc.) down to traffic infractions (e.g., speeding.)

Customers Clients:
Victims of crimes and the overall Tompkins County community
Partners:
Law enforcement agencies, victim advocacy organizations, Probation, Courts

RESULTS BASED ACCOUNTABILITY™ HEADLINE PERFORMANCE MEASURES

Prosecution of Crimes

HOW MUCH:	HOW WELL:	BETTER OFF:
# of major trials for violent offenses or sex offenses	# Annual caseloads per felony attorney	BETTER OFF: #/% of cases that result in the "right" resolution at trial or via plea. ("Right" acknowledges that resolutions are highly subjective and discretionary.)

Alternatives to Incarceration

HOW MUCH:	HOW WELL:	BETTER OFF:
# of at risk individuals diverted from the Criminal Justice system	% of individuals engaged with preventive services	#/% of referrals back in court (recidivism) annually

Alternatives to Incarceration: According to the CGR Report more focus should be placed on training and orienting judicial officials concerning the array of ATIs available to them, the value of various approaches, the degree of supervision involved with various ATIs, and appropriate situations in which it would be justified to make increased use of them. (Page 178)

- ✓ Wellness & Recovery (Mental Health) Court – 20
- ✓ Felony Treatment Court - 30
- ✓ Ithaca City Treatment Court - 30

Department Services: District Attorney

Program	# Served	Total Cost	Local share	# FTE's	Impact Assessment: Why is this funded?
District Attorney's Office		\$1,754,495	\$1,640,144	14	The Tompkins County District Attorney's Office enforces the laws of the State of New York by effectively and fairly prosecuting felony and misdemeanor criminal violations of the New York State Penal Law, as well as violations of related statutes, having occurred within Tompkins County. With help from their support staff, the nine attorneys of the office review investigations of over ten law enforcement agencies and handle the related court proceedings located in thirteen courts across the county.

Data Development Initiatives: There are three additional areas that the District Attorney would like to consider for future RBA tracking.

Discovery: the prosecutor's "initial discovery obligations" must be performed within fifteen (15) calendar days of a defendant's arraignment date. If the discoverable material is "exceptionally voluminous," the prosecutor can take an additional thirty calendar day period to disclose. The prosecution must also disclose any statements made by the defendant no later than 48 hours before the defendant testifies in the Grand Jury (CPL 245.10). Potential measures include:

- How Much: % of cases
- How Well: % of cases that comply "initial discovery obligations" in 15 days
- Better Off: #/% of dismissals due to non-compliance (the result in not comply with the "initial discovery obligations.")

Bail Reform: Under the new law, unless a person is charged with a "qualifying offense", a court has no authority to set monetary bail, and must release the person on his or her own recognizance (ROR) (CPL 510.10(1)).

Decreasing Unsented Jail census: (page 180 CGR Report) *Expand the ability of the District Attorney's office to expedite cases.*



Department: Public Health **YEAR: 2019**

The mission of the Tompkins County Health Department (TCHD) is to strive to achieve a healthy community by protecting and promoting public health through education, training, advocacy and the provision of services. The Department achieves its mission through collaboration with local providers, human service agencies, schools, business and individuals. As a full-service health department TCHD provides a full range of services. The Environmental Health (EH) division monitors and ensures drinking water quality, safety of recreational and food preparation facilities; investigates rabies, lead and other environmental exposures; regulates on-site sewage systems and residential development, environmental hazards; and enforces anti-smoking and tobacco control regulations. The Department is also responsible for communicable disease surveillance, investigation and reporting. TCHD's pre- and post- natal care programs provide a healthy start to families and children; and TCHD ensures that children with special health care needs receive necessary services. Prevention of chronic diseases such as cancer, heart disease and diabetes through education and community collaboration encourages public health and wellness. Through the Community Health Assessment and management of population-based data, TCHD helps to establish local health priorities thereby strengthening the local health care system and improving health status. Forensic services are provided via a Medical Examiner to determine cause of death through investigation and certification. Public health preparedness and response is accomplished by means of a Health-Related Emergency Operations Plan and public education. The Vital Records Unit administers the system of vital statistic registration of birth and death certificates.

Customers | Clients:
Residents, visitors

Partners:
Medical providers, DSS, Child Development Council, Cornell Cooperative Extension, Cayuga Medical Center, families, therapists, NYSDOH Bureau of Early Intervention, NYS Department of Environmental Conservation, Soil and Water Conservation District, regulated facilities, local colleges/university, human service agencies, other county departments, NYSDOH...

RESULTS BASED ACCOUNTABILITY™ HEADLINE PERFORMANCE MEASURES

Community Health		
HOW MUCH:	HOW WELL:	BETTER OFF:
# of people served; Women, Infants & Children (WIC), Immunizations, Maternal and Child Health, communicable disease, & Lead	% served within program established timelines	# of significant (negative) health outcomes (Outbreaks, pre-term births etc.)
Community Health		
HOW MUCH:	HOW WELL:	BETTER OFF:
# of children served in Early Intervention	% of Annual Performance Report (APR) indicators meeting state targets (-3A1-3C2)	% of APR indicators meeting state targets (+3A1-#C2)
Environmental Health		
HOW MUCH:	HOW WELL:	BETTER OFF:
# of inspections	% of inspections completed by quarter against expected	# of significant public health incidents (defined as BOH action for ATUPA, Sewage and Food; Boil Water Order for Water; Critical violations for Pool, MHP, Temp Residences & Mass Gatherings)

Department Services: Public Health

Program	# served	Total Cost	Local share	# FTE's	Impact Assessment: Why is this funded?
Administration	114,500 (incl. on campus students)	\$764,623	\$366,699	8.45	Oversight of the entire department is essential to assure efficiency and compliance with rules and regulations and to monitor expenditures and revenues. In addition, Administration is responsible for planning to address needs of the community (Community Health Assessment, Community Health Improvement Plan). This program also oversees the Vital Records Office.
Chronic Disease Prevention		\$228,766	\$106,548	2.51	This program is responsible for engaging and mobilizing the community to make environmental, policy and organizational changes which are effective in supporting healthy behaviors. To address underlying causes of chronic diseases such as cardiovascular, diabetes and respiratory diseases including asthma and COPD. Promotes chronic disease prevention and self-management programs to healthcare providers, business and targeted groups.

Communicable Disease	114,500 (incl. on campus students)	\$747,281	\$348,539	6.10	Minimize impact to the community and protect public health through early identification of communicable disease; timely disease reporting by providers, hospitals, labs; send provider alerts on screening, testing and treatment; provide education to the public and/or affected persons regarding risk and prevention of disease. Rabies post exposure treatment. NYSDOH Public Health Law mandate.
Immunizations		\$146,631	\$35,987	1.43	Provision of routine childhood and adult immunizations to those who are uninsured or underinsured. Seasonal influenza vaccinations are offered on a limited basis to all ages. To respond to emergent illness and outbreaks such as measles and pertussis.
Emergency Preparedness & Response	114,500 (incl. on campus students)	\$129,573	\$24,334	1.25	This program establishes the common planning framework to build and enhance preparedness concepts to be implemented through interdisciplinary and multi-jurisdictional approaches across the county. To meet public health preparedness objectives including plans for large scale Points of Dispensing of stockpiled supplies, medications, etc. plans that prevent a direct, severe and immediate threat to the health and welfare of the community.
Injury Prevention & Control		\$238,883	\$73,562	2.90	To promote healthy homes in target at-risk areas by preventing or minimizing indoor air pollution, residential fire deaths, lead poisoning, reducing exposure to second-hand tobacco smoke and to reduce hospitalizations due to asthma exacerbations by reducing triggers in the home. To promote a culture of safety and meet regulatory requirements from OSHA/PESH in county departments; provision of mandated training, respiratory fit testing, and audiometric screenings. Provision of education and radon test kits through Cooperative Extension and Healthy Neighborhoods Program.
Lead Poisoning Prevention		\$61,998	\$10,516	.53	Lead case management services are provided to those families identified with elevated lead levels in children (birth to 18 years). Services also include environmental assessment and blood lead testing.
Community Environmental Health & Food Protection	114,500 (incl. on campus students)	\$630,652	\$192,309	7.63	To ensure permitted facilities are constructed, maintained, inspected and operated in a manner to eliminate illness, injury and death. Facilities include food service establishments, mobile home parks, swimming pools and bathing beaches, children's camps, hotels/motels, campgrounds, mass gatherings, fair grounds. Prevents or minimizes the sale of tobacco products to minors. Decreases exposure of residents and visitors to second-hand smoke by enforcing requirements prohibiting smoking in public buildings (restaurants, hotels, municipal buildings, etc.) Response to nuisance complaints.
Environmental Health Exposure Investigation, Assessment & Response		\$18,630	\$10,957	.23	Responsible for responding to reports of chemical exposures by performing an environmental health assessment at the site of the incident; conduct a preliminary evaluation of health effects potentially attributable to chemicals within the municipalities jurisdiction.
Water Supply Protection Programs	114,500 (incl. on campus students)	\$714,178	\$280,422	8.25	To protect public health by preventing disease and illness due to inadequately treated sewage, to provide technical resources to residents with individual water systems and by ensuring public water systems provide potable drinking water in compliance with Part 5 of the NYS Sanitary Code and federal Safe Drinking Water Act. To enforce regulations for safe drinking water quality that result in the virtual absence of water borne disease outbreaks. Mandated by NYSDOH.
Family Health		\$1,114,840	\$285,494	13.2	To safeguard and improve the health of low-income women, infants and preschool children who are at nutritional risk by providing at no cost: healthy foods to supplement diets, information on healthy eating and promoting healthy lifestyles and referrals to health care. To provide evidenced based home visits to families who are at risk for neglect or abuse, have been reported for maltreatment and involved with Family Treatment Court. Educate and support income eligible pregnant women to access early prenatal care to achieve a healthy birth outcome. Maternal child health preventive home visits serve identified at-risk women and children. Promotion of successful breastfeeding and promotion of healthy infant growth and development. Early identification of infant development delays and subsequent referrals to Early Intervention.
Children with Special Care Needs		\$6,750,834	\$2,994,366	14.0	Provides administrative support to seek reimbursement from the state and federal government to reduce cost to the County (Preschool and Early Intervention). Ensures regulatory oversight of the referral process, parent rights, services delivered, assistive technology and transition to the Preschool Special Education program. Staff provides service coordination for eligible families, ensures service delivery and timeliness, provides advocacy, monitors effectiveness of services, adjusts as needed, ensures communication with medical home. To ensure the child has adequate resources, appropriate service delivery and assistive technology to address developmental delays. These programs are mandated by state and federal regulations.
Medical Examiner		\$226,130	\$226,130		To oversee the process of forensic medical services to determine the cause of death through appropriate investigation and certification for unattended deaths. NYS mandate.



Department: Recycling & Materials Management **YEAR: 2018**

The mission of the Department of Recycling and Materials Management is to develop and implement a sustainable materials management strategy for Tompkins County. With a focus on the state’s solid waste diversion priority, this approach utilizes and prioritizes environmentally sound, cost-effective, socially responsible, and safe practices. This is accomplished through coordinated programs and services with a focus on the 4R’s (Reduce, Reuse, Recycle, and Rebuy).

Customers | Clients:
Residents, Businesses, & Educational Institutions

Partners:
Community - Host events, schools, summer camps, outreach assistants, Casella Recycling
Recycling & Solid Waste Center – Casella Recycling, Casella Hauling, users, licensed haulers, destination markets, NYSDEC
Recycle Collection – Casella Hauling, residents, small businesses
Food scraps DS – Host sites, drop spot attendants, Cayuga Compost, Casella Recycling, users, NYSDEC

RESULTS BASED ACCOUNTABILITY™ HEADLINE PERFORMANCE MEASURES

Communications		
HOW MUCH:	HOW WELL:	BETTER OFF:
Number of tours, events, & presentations attended. All tonnage handled at the RSWC including all trash & recycling	Number of residents interacted with at tours, events, and presentations.	Number of residents that engage with our waste reduction & recycling programs.
RSWC Operations		
HOW MUCH:	HOW WELL:	BETTER OFF:
All tonnage handled at the RSWC including all trash & recycling	Tons diverted from landfills.	Disposal cost avoided by customers.
Recycling Collection		
HOW MUCH:	HOW WELL:	BETTER OFF:
Number of households served.	Number of missed pick-ups reported. (lower is better)	Number of missed pick-ups resolved.
Food Scraps Recycling Drop Spots		
HOW MUCH:	HOW WELL:	BETTER OFF:
Numbers of monthly users (drops)	Tons diverted from landfills.	Disposal cost avoided by residents.

Department Services: Recycling & Materials Management

Program	# Served	Total Cost	Local share	# FTE's	Impact Assessment: Why is this funded?
Administration	28,709	\$323,466	0	2.25	The primary function of customer service would need to be handled by others. That is, answering phone calls and general questions or concerns, the issuing of solid waste permits and collecting fees for permits and disposal punch cards and/or coupons would need to be handled by others or abolished. Internal communication and office support would need to be absorbed by other staff members. Customer interaction with administrative staff is viewed as a positive experience and contributes to the strong reputation the Department enjoys in the community
Household Hazardous Waste Management	15,000	\$148,215	0	0.25	This program provides a low cost safe management alternative for the most toxic waste generated by residents, conditionally exempt small-quantity generators, and institutions including but not limited to paint, fluorescent tubes, motor oil, and other universal wastes.
Old Landfills and Facilities	103,000	\$176,815	0	0.5	This is a mandated program and is authorized through landfill closure plans approved by the NYSDEC.
Recycling	38,369	\$1,666,168	0	4.75	This program is essential to process, transfer, and market recyclables collected. The program generates positive revenues that help to support linked programs such as education, composting, reuse and enforcement of Federal, State and Local recycling laws. The recycling program is the cornerstone of managing solid waste in the County.
Recycling Collection	70,079	\$1,105,361	0	1.0	This program is important to meet the county waste diversion. This program provides the community with convenient, reliable, and sustainable recycling services.

Solid Waste Disposal	84,875	\$1,800,539	0	4.5	Service is essential to the community to enforce applicable laws dealing with illegal dumping, burning and disposing of solid waste. Provides the community with an option for disposal that reduces risk to human health and the environment.
Waste Reduction	82,797	\$220,364	0	0.75	This program is important to the community by educating residents and businesses on how to reduce and reuse by diverting material from landfills. This program also provides tools and resources that help residents minimize disposal costs. A focus on green purchasing and source reduction also helps minimize the quantity and toxicity of the waste stream. By avoiding disposal, these programs help mitigate climate impacts associated with transportation and landfilling of materials.
Total		\$5,440,928		14	
Recycling & Materials Management					



Department: Sheriff Corrections **YEAR: 2018**

Goals are to provide a safe, secure place for inmates who are remanded to the Custody of the Sheriff. We strive to offer programs to help reduce recidivism.	Customers Clients:
	Tompkins County Taxpayers
	Partners:
OAR, TST BOCES, CCE, CFP, Probation, Tompkins Learning Partners, the Mental Health Association of Tompkins County, CARS, Southern Tier Aides Program and Advocacy Center.	

RESULTS BASED ACCOUNTABILITY™ HEADLINE PERFORMANCE MEASURES

HOW MUCH:	HOW WELL:	BETTER OFF:
# Average Daily Pop (Avg. daily population was 69 in 2018) # Reportable Incidents (16 reportable incidents in 2018) # Admissions (704 admissions in 2018) # Releases (711 releases in 2018)	Data Development Note: "If/when" there are sanctions, from the 166 standards, timeliness in its correction may become a how well measure.	NYSSA Accreditation (every five years 166 standards) Commission of Corrections Accreditation

Department Services: Tompkins County Sheriff Corrections

Program	# Served	Total Cost	Local share	# FTE's	Impact Assessment: Why is this funded?
Jail	704	5,041,836	5,006,836	48.4	The Tompkins County jail is mandated by state law to provide a facility to incarcerate persons as directed by the courts. The Corrections function is to safely and humanely detain such persons until otherwise instructed by the court system. In addition, a variety of programs are provided through various county and community agencies to actively work with incarcerated persons to provide additional education, instruction, job skills. Corrections also contacts community organizations so that when individuals are returned to the community, they have an opportunity to try and become a productive part of our community.
Medical Board out		\$437,683	\$437,683		This is a mandated responsibility. The Sheriff's Office carries out the medical functions in a professional and efficient manner. This is a mandated account required to operate a jail and only related directly to medical care and the housing cost only of boarding inmates as needed. The program does not include the wages and benefits for a full-time nurse. The program does not include other associated costs of boarding inmates such as labor, transportation and repair of vehicles. The funding only covers housing expenses for inmates who must be boarded out and medical cost for inmates in our custody.



Department: Weights and Measures

YEAR: 2018

Weights & Measures mission is to uphold the pertaining State Ag. and Markets Laws that protect and serve consumers as well as business owners. This is done through the inspection, testing and certification of all commercially used weighing and measuring devices (e.g., different size scales from jewelry and pharmacy up to a train scale, gasoline pumps, fuel oil trucks, linear measuring devices, bulk milk tanks, timed devices like air pumps and vacuums,) in the county. Weights and Measures also inspects packaged commodities for accurate weight, measure, or numerical count, and respond to consumer's complaints and questions. I am trying to make Tompkins County a safer county for consumers and businesses to conduct trade.

Customers | Clients:

Every man, woman, and child that conducts business, buying or selling, in and around Tompkins Co..

Partners:

NYS Weights and Measures

RESULTS BASED ACCOUNTABILITY™ HEADLINE PERFORMANCE MEASURES

HOW MUCH:

1,821 of devises tested in 2018
271 of inspections
204,300 of package labels inspections

HOW WELL:

99.4 % of all devices accuracy
 # of complaints Customer and Business Owners

BETTER OFF:

100% of devices corrected within allotted time
100% of Civil Proceedings ruled in the County's Favor
\$21,566 device inspection fees

Department Services: Weights and Measures

Program	count	Total Cost	Local share	# FTE's	Impact Assessment: Why is this funded?
Weights and Measures	100,000+	\$133,714	\$111,214	1.5	<p>This department protects everyone that conducts business, buying or selling, in and around Tompkins County. The sale of commodities is an exchange of values, but the purchasing public cannot readily check each transaction in daily trade as easily as they can the changing of money; it therefore becomes highly important, in fact more important than police protection because there are far more business transactions than robberies, to protect the honest dealer and the consuming public by a rigorous and systematic inspection of weights and measures devices and the methods of using them. The following is an excerpt from the 1907 state weights and measures annual report when there was no organized enforcement of the laws.</p> <p>"CONDITIONS EXISTING. The conditions of the weights and measures, as ascertained by the office and field, work, may be briefly summarized as follows:</p> <p>(1) Where no inspection exists, the great majority (about 75 per cent.) of weights and measures are faulty, about 5 per cent of which are to the detriment of the dealer, the rest to the detriment of the public.</p> <p>(2) Where an inspection exists, it has rarely been intelligently, systematically or properly done, due to lack of Support from the State and local authorities.</p> <p>(3) With a very few exceptions the so-called standards of the cities, counties and towns are in no fit condition to be used, and as a rule have never been verified or stamped by the State Superintendent of Weights and Measures, are therefore not legal standards.</p> <p>(4) Every honest dealer welcomes a rigid and systematic inspection of weights and measures.</p> <p>(5) The public is realizing that honest quantity should go hand in hand with honest quality and are beginning to demand their rights "</p>



Department: Workforce Development Board

YEAR: 2018

Administer federal, state, local funding in a locally planned and controlled manner. Provide both short- and long-term planning for a qualified, skilled workforce so that companies can grow and expand and build workers capacity to pursue vocationally and economically rewarding work. Determine local business skill needs and ensure that we have training available to prepare individuals for those needs.

Customers | Clients:

Local Agencies developing the workforce, Workforce Development Board members

Partners:

Local agencies developing the workforce, local businesses, training providers, economic development agencies

RESULTS BASED ACCOUNTABILITY™ HEADLINE PERFORMANCE MEASURES

Board Initiatives

HOW MUCH:	HOW WELL:	BETTER OFF:
# of contracts	State Monitoring, # of findings	Findings corrected/ \$ set back

Contracts:

HOW MUCH:	HOW WELL:	BETTER OFF:
# of initiatives	(initiatives that align with Board Goals)	Goals trend in the "right" direction

Department Services: Workforce Development Board

Program	# Served	Total Cost	Local share	# FTE's	Impact Assessment: Why is this funded?
Tompkins Workforce Development Board	197 trained	\$582,894	\$130,533	2.35	The quality of our workforce has a direct impact on the long term economic growth of Tompkins County. It is increasingly clear in today's economy that the success or failure of companies is contingent on having a quality workforce available. Our role is to work to ensure that a trained workforce is available and that our residents can pursue vocationally and economically rewarding work. The impact of the loss of county funding would require that the Tompkins Workforce Development Board merge with another local workforce development board. This has been tried in the past and the attempts have not met the needs of our residents or our businesses. Local control of federal Workforce Innovation and Opportunity Act funds has been central to our success in developing the workforce of Tompkins County.



Report Card | Tompkins County Alternatives to Incarceration

YEAR: 2018

Through planning, diversion, and supportive services people in crisis are provided the means to avoid unnecessary incarceration and improve their health and wellness.

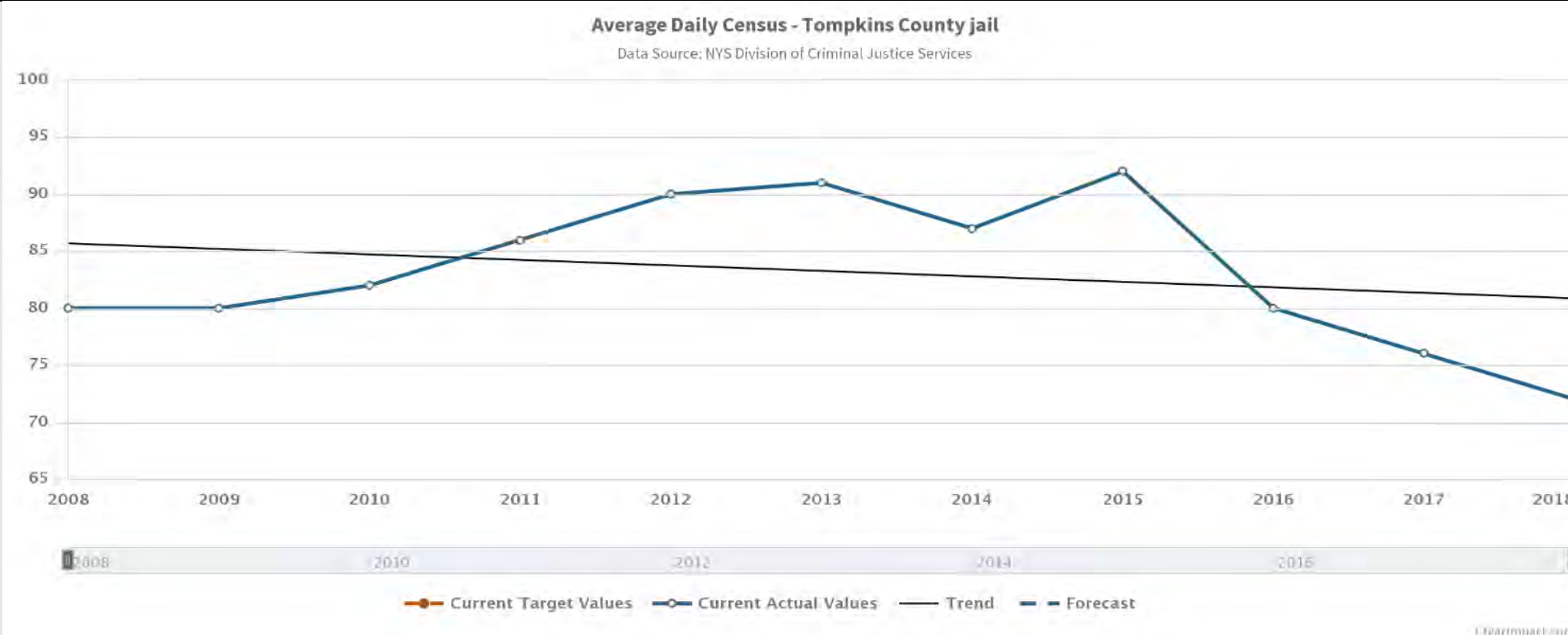
Customers | Clients:

Incarcerated, formerly incarcerated, and people involved with the criminal justice system.

PARTNERS:

Criminal Justice & Legal System, Substance Abuse Treatment programs, Community Based Organizations, Alternative to Incarceration programs, Federal, State and Local Government

RESULTS BASED ACCOUNTAILTY HEADLINE PERFORMANCE MEASURES



CGR Report recommendations:

Inmate-Reduction Strategies

↑ Accomplished:	↔ In process:	↓ Not Accomplished
<ul style="list-style-type: none"> ✓ Increase the impact of Pre-Trial Release ✓ Expand the use of Electronic Monitoring ✓ Re-assess the process of making PSI recommendations ✓ Consider expanded use of Day Reporting as a sentencing alternative to jail ✓ Consider expanded use of Service Work Alternative Program as a sentencing alternative ✓ Restructure/ refocus existing re-entry programs to better meet the intended goals and monitor ✓ Consider expansion of transitional housing support initiative. 	<ul style="list-style-type: none"> • Support non-jail medical detox capacity • Expand substance abuse assessments and expedite access to residential rehab treatment • Expand Misdemeanor Drug Court • The County should push New York to reduce the number of parole violators committed to the County jail. • The County should expand space for services within the jail. 	<ul style="list-style-type: none"> ❖ The County should continue to push for the implementation of the LEAD concept ❖ Efforts should be made to interface the jail tracking system w/ Probation, ATI programs, Courts & DA to better track outcomes

<ul style="list-style-type: none"> ✓ Expand medical services/nursing services within the jail. ✓ Expand other on-site services, treatment, counseling and links to post-jail services. ✓ Review inmate conditions on a regular basis. ✓ Judges, attorneys and Pre-Trial Release should commit to the presumption of non-financial release. ✓ Judges should be challenged to make more frequent use of ATIs in lieu of, or in conjunction with reducing the length of, jail sentences. ✓ The County should appoint a person to oversee the process of reviewing report findings and recommendations ✓ Community forums to review the report and offer feedback ✓ More careful efforts are needed to determine appropriate definitions of program success and to track those accordingly 	<ul style="list-style-type: none"> • The County should begin the process of planning for jail replacement or renovation. • Training and orienting judicial officials concerning the array of ATIs available to them. • Attention to developing ways to apply restorative justice principles within the criminal justice system. • Address systemic issues such as racism, affordable housing, transportation, employment, and poverty. • Ensure culturally competent practices 	
--	---	--

THE STORY BEHIND

Tompkins County has led the way in using Alternatives to Incarceration (ATI) programs and strategies to decrease its average daily jail census. By investing in people living with, or who are at risk of behavioral health conditions and substance use, many are avoiding returning to jail. As our ATI programs continue to mature within a community rich in resources and the commitment to support those in need, it is expected that the jail average daily census will continue to fall.

RESULTS BASED ACCOUNTABILITY HEADLINE PERFORMANCE MEASURES

HOW MUCH:	2,908+	HOW WELL:	37.5%	BETTER OFF:	5.3% ↓
Total number of clients engaged		County ATI's with RBA performance measures*		Jail Average Daily Census	

HOW MUCH: total number of clients engaged in ATI's (ALL)
 Currently, we do not have the ability to determine duplication from one program to the next. We suspect many are served by more than one ATI program. For example, an individual might be served by the Jail Nurse, later the Forensic Counselor, before being released and counted by the Mental Health Reentry program. That same person may also be included as a client for Probation and/or DSS. This does not diminish the hard work of each ATI program, in fact, it should illustrate how multiple services collectively provide more effective results. However, in the future, we are hopeful that inter-agency communication and collaboration will decrease duplication of services while improving client outcomes and the ability to navigate how clients move through our "system."

HOW WELL: % of County ATI's with established Results Based Accountability (RBA) performance measures. (ALL)
 Each ATI program has been asked to design Results Based Accountability (RBA) performance measures. This is a process, which takes tenacity and time; in many cases effective performance measures can take 2-3 years to develop. The ATI programs have worked diligently to select performance measures, collect data, and evaluate effort and effect in a very short amount of time. Currently they are at varying levels, and although all ATI programs are collecting data and designing measures only Mental Health Reentry and all OAR programs have established RBA performance measures. * NOTE: All ATI's are collecting data, however data is not RBA.

BETTER OFF: % change in Jail Average Daily Census
 The "Better Off" measure reflects a program's impact on its clients, how the clients are better off because of their engagement or enrollment in a program. Each program has its own individual Better Off measures. It is extremely important to understand the story behind these measures, as there are factors outside each program that support and/or hinder client success. All ATI's contribute to the community impact above, County's Jail average daily census. Each ATI program contributes to common goals which are to improve health and well-being, increase public safety, and reduce unnecessary incarceration.

AGENCIES AND DEPARTMENTS CONTRIBUTING TO SUCCESSES RELATED TO ALTERNATIVES TO INCARCERATION

Department/ Agencies	Program	Goal Area
County Adm.	Coordination CJATI Advisory Board Sequential Intercept Mapping	Planning & Coordination
Sheriff Corrections OAR	Forensic Counselor Second Nurse College Initiative Upstate	Health & Wellness
Probation OAR Mental Health District Attorney	Sr Probation Officer Endeavor House Reentry Coordinator Assistant District Attorney	Diversion

Population Accountability is focused on the health and well-being related to entire communities. It is talked about in terms of Outcomes or Results (Reduce unnecessary incarceration) and quantified through a population-level Indicator (Jail average daily census). It is important to note that no single program, state agency, provider, or strategy can be accountable for population-level. Turning the Curve, (illustrated by the graph on page one of this report and the data below) or improving at the population level indicator requires the work of many partners and programs working toward a common goal.

Year	2011	2012	2013	2014	2015	2016	2017	2018	2019 (6-month average)
Jail Census	85	90	91	87	92	80	76	72	69 ↓
Unsentenced	44	48	46	43	51	47	45	40	35 ↓
Board Out	4	7	8	6	10	3	2	3	2 ↓
Board In	0	0	0	0	0	0	0	0	2 ↑
Source: Tompkins County Sheriff Department									

Performance Accountability is focused on the health and well-being related to clients enrolled or served by specific programs. Departments, Programs or Strategies and quantified through program-level Performance Measures.

COUNTY ADMINISTRATION | CRIMINAL JUSTICE COORDINATION ↔ In process:

Coordination	CJATI Advisory Board	Sequential Intercept Mapping
HOW MUCH: 52 organizations	HOW MUCH: 48 Attendees	HOW MUCH: 70 participants
HOW WELL: 55% CGR accomplished	HOW WELL: 96% seats filled	HOW WELL: Attendance 97% Day One: 87% Day Two
BETTER OFF: Jail Census ↓ (5.3%)	BETTER OFF: (Survey)	BETTER OFF: Priorities addressed (\$)

SHERIFF | FORENSIC COUNSELOR: ↔ In process:

HOW MUCH: **252** intakes
 HOW WELL: **375** ADM 330 / PHQ-9 screenings (Evidence Based Assessment tool)
 BETTER OFF: **641** inmates engaged in DBT engaged in counseling (Evidence-based psychotherapy)

SHERIFF | JAIL NURSE: ↔ In process:

HOW MUCH: **1,805 visits** (intakes and sick call)
 HOW WELL: Intakes in less than 24 hours: One nurse 41.5% | Two nurses 81.5%
 HOW WELL: Inmates not seen: One nurse 18.8 per month | Two nurses 8.2 per month
 BETTER OFF: **1,555** visits with nurses, mid-level staff, and physicians.

MENTAL HEALTH | REENTRY PROGRAM ↑ Accomplished:

HOW MUCH: **176** Clients outreach in 2018
 HOW MUCH: **91** Clients enrolled/ served in 2018
 HOW WELL: **4** contacts per client per month (average)
 BETTER OFF: **70%** (462/662) successful referrals (total)

OAR | COLLEGE INITIATIVE UPSTATE: ↑ Accomplished:

College Enrolled Students:

HOW MUCH: **22** new clients 2018
 HOW MUCH: **43** clients enrolled (unduplicated)
 HOW MUCH: **60** clients enrolled Spring/ Fall semester 2018
 HOW WELL: **83%** of students successfully completed the semester
 BETTER OFF: **6** students graduated college during 2018
 BETTER OFF: **0%** Rebooked (back in Jail during program)

College Prep Students: ↑ Accomplished:

HOW MUCH: **19** new clients 2018

HOW MUCH: **10** clients in Treatment Court

HOW MUCH: **15** clients on Probation or Parole 2018

HOW WELL: **63%** (12/19) graduating from College Prep

BETTER OFF: **58%** (7/12) students who graduated and enrolled in college

BETTER OFF: **0%** Rebooked (back in Jail during program)

2019 (NEW)

OAR | HOUSING SERVICES: ↑ Accomplished:

Endeavor House is only one of many supportive housing referrals utilized by this program, others include: CAT Tool, Magnolia, Chartwell, and Second Wind Cottages. From February – December 2018 Endeavor House served **13 men**, unduplicated count.

Justice involve individuals 2019 first two quarters:

HOW MUCH: **54** clients served | **284** clients outreach

HOW WELL: **23.5%** actively involved in case management showing up 80% of the time.

BETTER OFF: **18.5%** of clients rebooked

2019 (NEW)

OAR | PAROLEE TRANSITION: ↑ Accomplished:

NOTE: This program started in 2019 but has quickly developed high-end RBA performance measures.

Parolee Transition 2019 first two quarters:

HOW MUCH: **41** clients served | **233** clients outreach

HOW WELL: **4.1** contacts per month average

BETTER OFF: **7.3%** (3/41) of Parolees Rebooked (new charge) | BETTER OFF: **39%** (16/41) of Parolees Rebooked (Violation)

DISTRICT ATTORNEY | ADA POSITION: ↔ In process:

Average unsentenced population:

2015 (51) | 2016 (47) | 2017 (45) | **2018 (40)** | NOTE: 2019 First five-month average (36)

* The District Attorney is enrolled in Group Two of the County's Performance Measurement Initiative and therefore is in the process of developing department RBA performance measures.

PROBATION | ELECTRONIC MONITORING/ TREATMENT COURT: ↔ In process:

HOW MUCH: **28** clients PTR EM / an average of **32** per month for Ithaca City Treatment Court

NOTE: Probationers How Well and Better Off performance measures are recorded in the Probation Department Scorecard pages 18-22. Certainly, this program is funneling successful clients into the department's BETTER OFF: % adult cases (ALL) successfully discharged. Additionally, EM decreases Board Outs, improves family connections and the continuation of employment. ICTC reduces the jail population via recovery from substance use. Each of the two areas could have three or four potential better off measures, however their contribution to decreasing the jail average daily census and supporting successful discharge are the headline measures to consider.